

GOVERNMENT OF INDIA  
ARCHÆOLOGICAL SURVEY OF INDIA  
ARCHÆOLOGICAL  
LIBRARY

---

ACCESSION NO. 31014

CALL No. 312.0954/ C.I (01)

D.G.A. 79



AGENTS FOR THE SALE OF GOVERNMENT PUBLICATIONS.

---

IN INDIA.

COMBRIDGE & Co., Bombay.  
M. GULAB SINGH & SONS, Mufid-I-Am Press, Lahore.  
E. SEYMOUR HALE, 53, Esplanade Road, Fort, Bombay.  
HIGGINBOTHAM & Co., Mount Road, Madras.  
NEWMAN & Co., Calcutta.  
SUPERINTENDENT, AMERICAN BAPTIST MISSION PRESS, Rangoon.  
THACKER & Co. (Limited), Bombay.  
THACKER, SPINK & Co., Calcutta.

---

IN ENGLAND.

E. A. ARNOLD, 37, Bedford Street, Strand, London, W.C.  
CONSTABLE & Co., 2, Whitehall Gardens, London, S.W.  
DEIGHTON, BELL & Co., Cambridge.  
P. S. KING & SON, 9, Bridge Street, Westminster, London, S.W.  
SAMPSON LOW, MARSTON & Co., St. Dunstan's House, Fetter Lane  
London, E.C.  
LUZAC & Co., 46, Great Russell Street, London, W.C.  
KEGAN PAUL, TRENCH, TRÜBNER & Co., Charing Cross Road, London, W.C.  
B. QUARITCH, 15, Piccadilly, London, W.  
WILLIAMS & NORGATE, Oxford.

---

ON THE CONTINENT.

FRIEDLANDER & SOHN, 11, Carlstrasse, Berlin.  
OTTO HARRASSOWITZ, Leipzig.  
KARL W. HIERSEMANN, Leipzig.  
ERNEST LEROUX, 28, Rue Bonaparte, Paris.  
MARTINUS NIJHOFF, The Hague, Holland.

CENSUS OF INDIA, 1901.

*VOLUME XV-A.*

*MADRAS.*

31014

PART II.

*IMPERIAL TABLES.*

BY

W. FRANCIS,

OF THE INDIAN CIVIL SERVICE,  
SUPERINTENDENT OF CENSUS OPERATIONS, MADRAS.

312.0954

C.I. (01)



MADRAS :

PRINTED BY THE SUPERINTENDENT, GOVERNMENT PRESS.  
1902.



CENTRAL ARCHAEOLOGICAL  
LIBRARY, NEW DELHI.

Acc. No. 21014

Date. 11. 4. 57

Call No. 312.0954

C.I. (01)

# TABLE OF CONTENTS.

NUMBER OF TABLE.	PAGE
<b>I.—Area, Houses and Population.</b> —Showing for each district and state *	1-2
(1) the area in square miles .. .. .	2
(2) the number of towns and inhabited villages .. .. .	2
(3) the number of occupied houses in towns and in villages .. .. .	2
(4) the population by sexes in towns and in villages .. .. .	2
<b>II.—Variation in Population since 1871.</b> —Showing for each district and state	3-4
(1) the population at each of the last four censuses by sexes .. .. .	4
(2) the variations in total population between each census .. .. .	4
(3) the net variation between the census of 1871 and that of 1901 .. .. .	4
<b>III.—Towns and Villages classified by Population.</b> —Showing for each district and state the distribution of the population among towns and villages of certain sizes .. .. .	5-6
<b>IV.—Towns classified by Population, with variation since 1871.</b> —Showing for each town in the Presidency, the towns being arranged in the order of population in 1901— .. .. .	7-13
(1) the district or state in which it lies .. .. .	8-13
(2) if it is a municipality or cantonment .. .. .	8-13
(3) the population at each of the last four censuses by sexes .. .. .	8-13
(4) the variation in the total population between each census .. .. .	8-13
(5) the net variation between the census of 1871 and that of 1901 .. .. .	8-13
<b>V.—Towns arranged territorially, with Population by Religion.</b> —Showing by sexes the religions of the people of each town, the towns being arranged by districts and within each district in the order of population.. ..	15-23
<b>VI.—Religion.</b> —Showing for each district and state the religions of the people by sexes.	25-27
<b>VII.—Age, Sex and Civil Condition.</b> —Showing the civil condition by religions, age-periods and sexes of— .. .. .	29-67
Part I—(1) the total population of the Presidency .. .. .	30-31
(2) the population of British territory and the Feudatories separately .. .. .	32-35
(3) the population of each district and state .. .. .	36-63
Part II—the population of each city .. .. .	66-67
<b>VIII.—Education.</b> —Showing by religions, age-periods and sexes the number of persons literate, illiterate, literate in vernaculars, and literate in English in—	69-103
Part I—(1) the total population of the Presidency .. .. .	70
(2) the population of British territory and the Feudatories separately .. .. .	71-72
(3) the population of each district and state .. .. .	73-100
Part II—the population of each city .. .. .	101-103
<b>IX.—Education by selected Castes, Tribes or Races.</b> —Showing the number of persons of each sex who are literate, illiterate, literate in vernaculars and literate in English in certain castes, tribes and races, selected in certain districts.	105-107
<b>X.—Language.</b> —Showing by sexes the population in each district and state speaking— .. .. .	109-118
Part A.—Vernaculars of India— .. .. .	110-115
(i) vernaculars of the Presidency .. .. .	110-113
(ii) vernaculars foreign to the Presidency .. .. .	114-115
" B.—Vernaculars of non-Indian Asiatic countries .. .. .	116
" C.—European languages .. .. .	117
" D.—Other languages .. .. .	118
" E.—Unrecognizable, etc., languages .. .. .	118
<b>XI.—Birth-place</b> .. .. .	119-143
Part I.— <i>Districts and States.</i> —Showing for each district and state the number of persons of each sex enumerated in it who were born in— ..	119-138
A.—Districts or states within the Presidency .. .. .	120-124
B.—Provinces or states in India beyond the Presidency .. .. .	125-129
C.—Countries in Asia beyond India .. .. .	130-132
D.—" in Europe .. .. .	133-135
E.—" in Africa .. .. .	136
F.—" in America .. .. .	137
G.—" in Australasia .. .. .	138
H.—Born at sea .. .. .	138

\* "State" here and elsewhere in this index includes only Pudukkóttai, Banganapalle and Sandur.



	PAGE
Part II.— <i>Cities</i> .—Showing for each city the number of persons of each sex enumerated in it who were born in— .. .. .	139-143
A.—Districts or states within the Presidency .. .. .	140
B.—Provinces or states in India beyond the Presidency .. .. .	141
C.—Countries in Asia beyond India .. .. .	142
D.—    "    in Europe .. .. .	142
E.—    "    in Africa .. .. .	143
F.—    "    in America .. .. .	143
G.—    "    in Australasia .. .. .	143
XII.— <i>Infirmities</i> .—Showing the number of persons of each sex who are insane, deaf-mutes, blind and lepers— .. .. .	145-146
Part I.—By age .. .. .	146
Part II.—By districts and states .. .. .	146
XII-A.— <i>Infirmities by Castes, Tribes or Races</i> .—Showing for each caste, tribe and race the number of each sex who are insane, deaf-mutes, blind and lepers ..	147-151
Index to Table XIII.—An alphabetical index of the castes, tribes, races, etc., in all parts of Table XIII, giving also the total strength of each of them ..	150-157
XIII.— <i>Caste, Tribe, Race or Nationality</i> .—Showing for each district and state the number of each sex in each caste, tribe, race or nationality— .. ..	158-205
Part I.— <i>Hindus and Animists</i> — .. .. .	158-194
Section A.—Tamil castes .. .. .	158-164
"    B.—Telugu castes .. .. .	165-172
"    C.—Malayalam castes .. .. .	173-176
"    D.—Canarese castes .. .. .	177-181
"    E.—Oriya castes .. .. .	182-189
"    F.—(i) Other Madras castes .. .. .	190-192
"    "    (ii) Foreign castes .. .. .	193-194
Part II.— <i>Muslimans</i> .. .. .	195-197
Part III.— <i>Christians</i> .. .. .	199-201
Part IV.— <i>Jains, Buddhists, Parsis, Jews and Others</i> .. .. .	203-205
XIV.— <i>Civil Condition by Age for selected Castes and Races</i> .—Showing for certain castes and races selected in certain districts, the number of persons in each civil condition by sexes and age-periods .. .. .	207-209
Index to Table XV— .. .. .	213-219
(1) The general scheme of classification .. .. .	213
(2) Index to the groups of occupations .. .. .	214-219
XV.— <i>Occupations</i> .—Showing for each district, state and city and for each of the eight Classes, 24 Orders, 79 sub-orders and 520 groups shown in the occupation scheme, the number of— .. .. .	220-357
(1) total actual workers of each sex .. .. .	220-357
(2) partially agriculturist actual workers of each sex .. .. .	220-357
(3) dependents of both sexes .. .. .	220-357
XVI.— <i>Selected Castes by Traditional and Actual Occupation</i> .—Showing for certain castes, selected in certain districts, their traditional occupation and the number of the actual workers in each following callings included in each of the 24 "Orders" in Table XV .. .. .	355-360
XVII.— <i>Territorial Distribution of the Christian Population by Sect and Race</i> .—Showing for each district and state the number of Christians of each race and sex who belong to each of the main sects of Christianity ..	361-367
XVIII.— <i>Europeans, Armenians and Eurasians by Age</i> .—Showing the number of each of these races separately by sexes and age-periods— .. .. .	369-374
Part I.—In each district and state .. .. .	370-371
Part II.—In each city .. .. .	373-374
Tables for the Laccadive Islands (the Schedules for which were received from the islands too late for inclusion in the general Tables) .. .. .	375-383

---

TABLE I.

---

AREA, HOUSES AND POPULATION.

---



Table I.

AREA, HOUSES  
AND POPULATION.

12

TABLE I.

## Area, Houses and Population.

DISTRICT OR STATE.	AREA IN SQUARE MILES.	NUMBER OF		OCCUPIED HOUSES.			PERSONS.				POPULATION.			
		Towns.	Villages.	Total.	In towns.	In villages.	Total.	Urban.	Rural.	Total.	Urban.	Rural.	Total.	FEMALES.
1	2	3	4	5	6	7	8	9	10	11	12	13	14	15
1. GANJAM ...	4,889	8	4,219	337,390	20,327	317,063	1,689,142	97,531	1,591,611	799,405	45,341	754,064	899,737	897,547
AGENCY, GANJAM ...	3,483	...	1,926	74,634	...	74,634	321,114	...	321,114	162,481	...	162,481	159,633	158,633
2. VIZAGAPATAM ...	4,690	12	2,596	444,178	39,081	404,197	2,082,662	196,545	1,886,117	1,017,223	95,028	922,195	1,065,439	963,922
AGENCY, VIZAGAPATAM ...	12,632	...	0,436	192,289	...	192,289	850,988	...	850,988	433,144	...	433,144	417,844	417,844
3. GÓDÁVARI ...	4,832	13	1,524	402,542	41,175	361,367	2,141,917	226,414	1,915,503	1,050,546	100,648	949,898	1,091,371	974,905
AGENCY, GÓDÁVARI ...	3,140	...	1,141	31,638	...	31,638	159,842	...	159,842	81,176	...	81,176	78,666	78,666
4. KISTNA ...	8,498	13	1,818	382,864	33,740	349,124	2,154,803	185,416	1,969,387	1,090,301	92,225	998,075	1,084,502	971,312
5. NELLORE ...	8,761	10	1,758	286,958	24,298	262,660	1,496,987	121,572	1,375,415	752,517	60,243	692,274	744,470	683,141
6. CUDDAPOH ...	8,723	10	1,237	263,140	24,580	238,560	1,391,267	118,839	1,272,428	655,618	53,116	606,702	635,449	575,725
7. KURNOOL ...	7,578	3	761	172,617	9,310	163,307	872,055	47,015	825,040	440,615	23,166	417,440	431,440	407,591
8. BELLARY ...	5,714	...	020	179,053	31,945	147,108	947,214	171,195	776,019	480,876	86,086	394,190	466,338	381,829
9. ANANTAPUR ...	5,557	11	084	150,801	21,839	128,962	789,254	112,430	676,824	403,366	57,117	346,239	384,898	329,535
10. MADRAS ...	27	1	...	55,665	55,665	...	509,346	509,346	...	256,730	256,730	...	252,616	252,616
11. CHINGLEPUT ...	3,079	15	2,144	204,831	28,062	176,169	1,312,122	189,422	1,122,700	661,431	94,692	566,739	660,891	555,961
12. NORTH ARCOT ...	7,386	12	3,912	344,926	28,496	316,430	2,207,712	169,554	2,038,158	1,100,816	81,156	1,019,660	1,106,896	1,018,498
13. SALEM ...	7,530	11	3,782	440,147	30,304	409,843	2,204,974	176,363	2,028,608	1,085,532	84,777	1,000,755	1,119,442	1,027,853
14. COIMBATORE ...	7,860	10	1,435	450,655	24,482	426,183	2,201,762	156,696	2,045,066	1,083,050	76,697	1,006,353	1,118,702	1,038,723
15. NILGIRIS ...	957	2	48	24,293	6,051	18,242	111,437	27,121	84,316	60,550	14,183	46,367	60,887	37,949
16. SOUTH ARCOT ...	5,217	10	2,745	340,463	27,205	313,258	2,349,894	171,935	2,177,959	1,168,167	84,329	1,083,838	1,181,727	1,094,121
17. TANJORE ...	3,710	19	2,510	422,167	62,907	359,260	2,245,029	352,641	1,892,388	1,066,423	167,322	899,101	1,178,606	1,053,319
18. TRICHINOPOLY ...	3,632	5	392	260,053	27,005	233,048	1,444,770	155,553	1,289,217	699,839	75,472	624,367	744,931	664,850
19. MADURA ...	8,701	21	4,113	529,490	60,409	469,081	2,831,280	346,882	2,484,398	1,357,056	167,132	1,189,924	1,474,224	1,294,474
20. TINNEVELLY ...	5,386	29	1,482	444,637	97,919	346,718	2,059,607	472,579	1,587,028	1,001,789	225,498	772,301	1,057,808	943,081
21. MALABAR ...	5,795	7	2,208	487,484	30,484	457,000	2,790,231	218,007	2,572,224	1,378,946	110,529	1,268,417	1,411,335	1,303,857
22. SOUTH CANARA ...	4,025	2	1,275	202,235	8,793	193,442	1,134,713	52,149	1,082,564	646,616	26,004	521,912	686,197	599,652
Total, British Territory.	141,705	294	54,095	7,125,160	795,577	6,389,583	38,199,162	4,275,178	33,923,984	18,836,313	2,007,692	16,738,621	19,362,849	17,185,363
PUDUCHÉRI ...	1,100	1	377	71,880	3,737	68,143	380,440	20,347	360,693	180,794	9,949	170,845	199,646	180,248
DANGAPALLE ...	255	...	63	6,707	...	6,707	32,264	...	32,264	16,231	...	16,231	16,033	16,033
SANDUR ...	161	...	20	2,361	...	2,361	11,200	...	11,200	6,668	...	6,668	5,542	5,542
Total, Feudatories	1,516	1	460	80,948	3,737	77,211	423,004	20,347	403,557	202,663	9,949	192,734	221,321	210,829
Grand Total	143,221	295	55,055	7,206,108	799,314	6,406,794	38,623,066	4,295,525	34,327,541	19,036,996	2,107,641	16,961,455	19,584,070	17,396,180

---

## TABLE II.

### VARIATION IN POPULATION SINCE 1871.

---

NOTE.—At the 1871 census the three agencies were not enumerated separately from the districts to which they are attached, and their population in that year is not ascertainable.

Columns 3, 11 and 15 give the figures of the census of 1891 adjusted for changes in the area of districts which occurred between 26th February 1891 and 1st March 1901, and column 6 represents the difference between these adjusted figures and the population at the present census. These adjustments cannot, however, be carried further back. The figures in the columns headed 1881 therefore give the population of each district as it stood at the time of the census of that year, and column 7, showing the variation in the decade 1881–1891 gives the variations (taken from Table II of the 1891 census) between the population of each district at that census and the figures of the 1881 census adjusted for changes in the area of districts which occurred in the decade 1881–1891. Similarly with the figures in the columns headed 1871, and in column 8, giving the variations between 1871 and 1881.

In column 9, showing the variation between 1871 and 1901, two figures are entered in the case of all districts in which changes of area have occurred during that period. The first shows the difference between the figure in column 2 and that in column 5 and thus takes no account of changes in area. The second (that in brackets) gives the sum of the variations in columns 6, 7, and 8, and thus shows the difference between 1871 and 1901 in the population of the area which in 1871 constituted the district. The difference between the first and the second figure is the net result of all changes in area which have occurred in the period 1871–1901. The difference between these two figures in the case of the total for British Territory is similarly the net result of the transfers of area to and from the Presidency during the same period. The two transfers which have occurred are specified in the footnotes to the Table.



Table II.

VARIATION IN  
POPULATION  
SINCE 1871.

4

TABLE II.

Variation in Population since 1871.

DISTRICT OR STATE.	PERSONS.					VARIATION.			NET VARIATION IN PERIOD 1871-1901.	MALES.					FEMALES.				
	1881.		1871.	1891 to 1901.		1871 to 1881.	1881 to 1891.	1891 to 1901.		1891.	1881.	1871.	1901.	1891.	1881.	1871.			
	1901.	1891.		6	7												8	9	10
1																			
1. GANJAM ...	1,689,142	1,589,477	1,503,301	1,520,088	+	99,665	+	82,049	+	400,168	799,405	764,420	739,423	869,737	825,067	763,878	740,976		
AGENCY, GANJAM ...	321,114	307,320	246,303	57,655	+	13,788	+	13,788	+	400,273	162,481	158,836	130,042	158,633	148,400	110,291			
2. VIZAGAPATAM ...	2,082,682	1,943,211	1,790,408	2,150,100	+	139,451	+	153,030	+	774,451	1,017,233	960,414	897,116	1,065,439	982,797	892,352	1,049,165		
AGENCY, VIZAGAPATAM ...	850,988	859,781	694,673	1,689,079	+	8,793	+	168,072	+	778,306	433,144	440,162	357,724	417,844	419,010	330,089			
3. GONDALAH ...	2,141,917	1,939,440	1,780,613	1,692,939	+	202,477	+	257,606	+	708,820	1,050,546	965,130	883,526	1,091,371	983,310	897,087	789,386		
AGENCY, GONDALAH ...	169,842	139,342	10,890	25,004	+	20,500	+	25,004	+	630,307	81,176	71,007	5,443	78,008	68,335	5,460			
4. KISTNA ...	2,164,803	1,855,582	1,518,480	1,452,371	+	299,231	+	307,102	+	702,429	1,090,301	938,352	780,588	1,004,502	917,230	707,892	714,879		
AGENCY, GONDALAH ...	1,406,967	1,403,736	1,230,236	1,376,811	+	33,251	+	243,500	+	120,176	752,517	738,608	615,332	744,470	727,128	604,904	699,419		
5. NELLORE ...	1,291,267	1,272,072	1,121,038	1,231,194	+	19,195	+	151,034	+	50,927	655,818	646,340	609,970	635,449	625,732	551,008	637,794		
6. CUDDAPAH ...	872,055	817,811	678,551	914,432	+	54,244	+	139,290	+	42,877	440,615	414,136	343,871	431,440	403,675	334,050	446,792		
7. KURNOOL ...	947,214	880,960	726,275	911,755	+	66,264	+	178,542	+	35,459	480,876	449,030	368,650	466,338	431,020	357,625	443,147		
8. BELLARY ...	788,254	727,725	662,889	741,255	+	60,529	+	103,969	+	40,999	403,366	372,272	305,452	384,898	355,453	294,437	357,224		
9. ANANTAPUR ...	509,346	452,518	405,848	497,552	+	66,826	+	40,670	+	111,794	256,730	225,817	200,170	252,616	226,701	205,678	202,876		
10. MADRAS ...	1,312,122	1,202,928	981,381	998,184	+	109,194	+	155,557	+	307,938	661,431	606,500	492,626	650,691	596,302	488,755	462,216		
11. CHINGLEPUT ...	2,207,712	2,114,467	1,817,814	2,016,278	+	93,225	+	257,614	+	253,375	1,100,816	1,090,749	907,354	1,106,896	1,053,728	910,460	1,040,600		
12. NORTH ARCOT ...	2,204,974	1,902,591	1,596,595	1,906,065	+	242,383	+	339,672	+	237,079	1,065,532	961,621	778,183	1,119,442	1,090,976	821,112	991,403		
13. SALEM ...	2,201,752	2,004,836	1,667,690	1,768,274	+	196,913	+	347,149	+	438,478	1,083,050	981,700	806,859	1,118,702	1,023,139	850,831	888,299		
14. COIMBATORE ...	111,437	99,797	91,034	49,501	+	11,040	+	8,793	+	30,460	60,550	50,155	50,976	50,887	43,642	40,068	22,309		
15. NILGIRIS ...	2,349,894	2,162,851	1,814,738	1,755,817	+	187,043	+	347,125	+	594,027	1,168,167	1,079,184	905,771	1,181,727	1,083,717	908,907	869,805		
16. SOUTH ARCOT ...	2,245,029	2,228,114	2,130,383	1,978,731	+	16,915	+	97,035	+	271,208	1,096,432	1,066,045	1,026,528	1,176,606	1,162,069	1,103,855	1,019,763		
17. TANJORE ...	1,444,770	1,372,717	1,215,083	1,200,406	+	72,053	+	157,084	+	270,692	699,839	663,506	586,434	744,931	709,149	628,569	612,274		
18. TRICHINOPOLY ...	2,631,980	2,008,404	2,108,050	2,268,615	+	222,876	+	439,724	+	564,065	1,357,056	1,251,568	1,032,707	1,474,324	1,356,832	1,135,973	1,154,549		
19. MADURA ...	2,069,607	1,916,005	1,609,747	1,693,959	+	143,512	+	216,345	+	395,648	1,001,799	933,467	825,887	1,057,808	982,028	878,800	857,444		
20. TINNEVELLY ...	2,790,381	2,652,505	2,365,035	2,261,250	+	137,716	+	287,530	+	529,031	1,378,946	1,314,301	1,174,274	1,411,335	1,338,204	1,190,761	1,126,301		
21. MALABAR ...	1,134,713	1,056,081	956,514	918,362	+	78,632	+	96,567	+	554,471	648,616	510,037	472,236	686,197	545,344	487,278	468,633		
22. SOUTH CANARA ...	38,199,162	35,830,440	30,827,218	31,220,973	+	2,568,722	+	4,803,327	+	6,978,189	18,836,313	17,619,396	15,257,452	19,362,849	18,011,045	15,569,766	15,639,434		
Total, British Territory.	38,199,162	35,830,440	30,827,218	31,220,973	+	2,568,722	+	4,803,327	+	6,942,638	18,836,313	17,619,396	15,257,452	19,362,849	18,011,045	15,569,766	15,639,434		
PUDUCHÉTTAI ...	380,440	373,096	302,127	313,695	+	7,344	+	70,969	+	63,745	180,794	177,912	142,810	199,846	195,184	159,317	164,700		
BANGALAPALLE ...	32,284	35,496	30,754	45,308	+	3,232	+	4,742	+	12,944	18,331	18,023	15,483	16,033	17,470	16,271	21,966		
SANDUR ...	11,900	11,388	10,532	14,096	+	186	+	855	+	3,796	5,968	5,719	5,298	6,542	5,669	5,294	7,492		
Total, Feudatories.	423,904	419,980	343,413	376,899	+	3,924	+	70,567	+	47,066	202,083	201,057	163,561	221,921	218,323	179,832	194,193		
Grand Total ...	38,623,066	36,050,420	31,170,631	31,597,872	+	2,572,646	+	4,873,894	+	7,025,194	19,038,996	17,821,052	15,421,043	19,584,070	18,229,368	15,749,608	15,723,637		

The 1901 figures for Malabar exclude the Laccadive Islands. Between 1881 and 1891 an area containing, in 1891, 105 persons was transferred from Ganjam to Bengal. Between 1871 and 1881 an area containing, in 1881, 35,056 persons was transferred to Godavari agency from the Central Provinces.

---

TABLE III.

---

TOWNS AND VILLAGES CLASSIFIED BY POPULATION.

---



TOWNS AND VILLAGES  
BY POPULATION.

### Towns and Villages Classified by Population.

[illegible]

---

## TABLE IV.

---

### TOWNS CLASSIFIED BY POPULATION, WITH VARIATION SINCE 1871.

---

NOTE.—Certain of these towns do not appear in the Imperial Tables of previous Censuses. The figures entered in such cases (which are marked with an asterisk) represent the population in the year in question of the revenue villages which now make up the town.



Table IV.

TOWNS  
BY POPULATION.

2

TABLE IV.

Towns classified by Population, with Variation since 1871.

TOWN.	DISTRICT OR STATE.	MUNICI- PALITY OR CANTON- MENT.	POPULATION.			VARIATION. INCREASE (+) OR DECREASE (-).					MALES.					FEMALES.			
			1901.	1891.	1871.	1891 to 1901.	1881 to 1891.	1871 to 1881.	NET VARIATION 1871-1901, IN PERCENT. (+) OR DECREASE (-)	1901.	1891.	1881.	1871.	1901.	1891.	1881.	1871.		
1	2	3	4	5	6	7	8	9	10	11	12	13	14	15	16	17	18	19	
MADRAS	MADRAS	M. & C.	509,346	452,518	405,848	397,552	50,828	46,070	8,200	111,794	286,730	225,817	200,170	104,676	288,616	220,701	205,678	202,876	
MADRAS	MADRAS	M. & C.	105,984	87,428	73,807	51,987	18,556	13,021	21,820	53,007	52,667	43,880	37,238	20,224	53,317	43,548	36,500	35,703	
TRICHINOPOLY	TRICHINOPOLY	M. & C.	104,721	90,000	84,440	75,530	14,112	6,160	7,910	28,101	51,215	44,080	41,250	30,593	53,506	40,529	43,100	39,597	
CALICUT	MALABAR	M. & C.	76,981	69,078	57,085	47,902	10,903	8,903	9,123	29,019	39,986	34,507	30,000	24,004	36,995	31,571	27,070	23,898	
SALEM	SALEM	M.	70,621	67,710	60,007	50,012	2,911	17,043	655	20,000	34,337	32,800	24,584	24,042	36,284	34,850	26,083	25,070	
KUMBHAKONAM	TANJORE	M.	59,073	54,307	50,008	44,444	5,300	4,209	5,654	15,229	28,650	20,471	24,307	21,659	31,023	27,830	26,701	22,875	
BELLARY	BELLARY	M. & C.	58,947	50,407	53,400	51,700	1,220	0,007	1,094	0,481	99,699	80,244	27,128	27,185	28,548	26,223	24,581	23,440	
TANJORE	TANJORE	M.	57,190	59,221	53,855	48,525	2,031	5,300	5,330	8,065	26,540	27,041	24,305	21,250	30,650	28,180	29,550	27,275	
NEGAPATAM	TANJORE	M.	53,080	40,383	38,907	35,310	0,697	7,416	3,657	17,770	25,738	22,238	18,569	17,006	27,167	24,145	20,408	18,214	
COIMBATORE	COIMBATORE	M.	52,216	47,355	40,200	37,276	4,801	3,810	3,255	11,920	26,738	23,107	21,126	19,505	26,478	24,158	22,417	20,786	
CUDDALORE	GODAVARI	M.	48,096	40,553	28,830	17,830	7,503	11,097	11,017	30,257	23,594	20,328	14,874	9,005	24,502	20,225	13,982	8,744	
COGNARADA	CHINGLEPUT	M.	44,177	39,481	30,339	29,712	3,016	5,273	52	8,837	22,533	20,615	18,100	18,252	23,631	21,933	19,100	10,075	
CONJEVERAM	MALABAR	M.	44,108	40,922	32,000	29,712	4,096	3,142	5,587	13,325	21,673	19,128	17,073	15,074	22,504	20,353	18,000	15,078	
PALHAY	SOUTH CANARA	M.	43,537	41,925	37,401	33,022	1,388	7,434	2,387	14,306	22,501	21,357	10,539	15,188	21,607	19,505	15,500	14,524	
MANGALORE	NORTH ARCOT	M.	40,892	34,457	30,201	32,191	4,505	4,100	1,900	8,701	20,034	16,702	14,804	15,703	20,858	17,785	15,487	10,488	
VELLORE	VIZAGAPATAM	M.	40,469	24,708	22,221	21,044	15,701	1,547	2,177	10,425	19,052	11,759	10,063	10,549	21,417	19,000	12,258	10,406	
TINNEVELLY	TINNEVELLY	M.	39,545	18,080	17,904	17,945	20,850	7,22	19	21,000	18,386	8,845	8,704	8,847	21,157	9,841	9,200	9,008	
PALAMCOTTAH	KISTNA	M.	39,507	38,800	35,050	30,188	0,396	3,753	1,132	3,910	19,067	18,001	16,831	17,208	20,440	20,208	18,225	18,020	
MASULIPATAM	VIZAGAPATAM	M. & C.	37,370	30,881	22,577	20,169	6,389	8,504	2,408	17,101	17,817	14,882	11,961	9,930	19,453	15,009	11,513	10,253	
VIZIANAGRAM	GODAVARI	M.	36,408	28,397	24,555	19,738	8,011	3,842	4,817	16,070	17,779	13,034	12,200	10,455	18,029	14,403	12,205	9,283	
BAJANUNDRI	GODAVARI	M.	33,921	29,382	25,092	25,487	4,130	4,290	305	8,034	16,289	14,287	11,897	13,788	17,232	15,005	13,195	11,000	
ELLORE	NEELORE	M.	32,040	29,336	27,505	25,922	2,704	1,831	2,417	12,800	15,507	14,310	13,357	14,870	16,533	15,026	14,148	15,043	
NEELORE	KISTNA	M.	30,833	23,359	19,646	18,033	7,474	3,713	1,613	12,800	15,507	14,310	13,357	14,870	16,533	15,026	14,148	15,043	
GUSTUR	BELLARY	M.	30,416	20,243	22,441	22,723	4,173	3,802	282	7,693	15,468	13,252	11,253	11,000	14,948	12,991	11,188	11,123	
ANDONI	TINNEVELLY	M.	28,048	25,107	16,281	10,505	2,941	8,820	5,710	17,483	13,953	13,713	8,330	6,280	14,095	11,304	7,942	5,282	
TUTICORIN	TINNEVELLY	M.	27,883	27,190	26,410	20,504	0,87	780	5,000	7,379	13,657	13,403	12,939	9,847	14,286	13,793	13,471	10,657	
TELLICHERRY	MALABAR	M. & C.	27,811	27,418	20,380	31,070	363	1,032	4,084	-3,259	13,711	13,273	13,040	14,100	14,100	14,145	13,340	13,340	
CANNANORE	MALABAR	M.	26,383	21,448	18,250	10,907	4,034	3,192	2,180	10,315	12,897	10,448	9,028	9,403	13,403	11,000	9,228	9,228	
SHIVILLIPUTUR	TINNEVELLY	M.	26,058	8,206	7,582	7,051	17,790	684	531	10,905	16,953	4,378	3,936	10,738	13,026	13,256	12,204	10,397	
TIRUCHENDUR	TINNEVELLY	M.	25,789	25,053	23,509	21,670	70	2,054	1,920	4,059	12,103	12,397	11,335	12,312	12,705	10,692	10,692	10,692	
BEHAMPUR	GANDAM	M.	25,376	24,970	20,329	25,579	1,000	4,047	5,250	-203	12,464	11,071	9,637	12,466	12,721	6,694	6,107	6,325	
KURNOOL	KURNOOL	M.	25,162	19,301	14,182	12,865	12,050	1,280	1,137	14,476	12,639	6,007	5,914	6,540	12,554	10,176	7,156	6,325	
RAJAPALAYAM	TINNEVELLY	M.	25,360	20,303	14,182	12,865	4,970	0,021	1,831	12,317	12,628	10,027	7,026	6,540	12,554	10,176	7,156	6,325	
DINDIGUL	MADRAS	M.	24,276	23,765	23,044	21,195	511	721	1,879	3,111	11,745	11,534	11,304	10,407	12,631	12,231	11,740	10,788	
MAYAVARAM	TANJORE	M.	24,033	20,741	9,336	8,020	3,483	11,406	1,310	16,198	12,449	11,404	4,943	11,776	12,776	9,337	4,303	4,303	
BEHWA	KISTNA	M.	23,033	12,073	10,831	10,729	10,900	1,842	102	12,904	11,551	6,131	5,171	12,082	12,082	5,000	5,000	5,000	
AIYYPPOKOTTAI	MADRAS	M.	23,039	21,932	19,773	11,271	1,407	1,859	8,502	11,708	10,943	10,238	9,330	12,082	12,082	5,000	5,000	5,000	
SHIRANGAM	TRICHINOPOLY	M.	22,209	17,570	14,759	13,164	4,035	2,811	1,605	10,531	10,770	8,440	7,110	11,439	11,439	9,124	7,640	7,640	
BOGINAYAKKANUR	MADRAS	M.	21,335	18,747	10,441	10,804	2,588	8,100	153	10,531	10,263	9,229	5,091	11,072	11,072	9,521	5,550	5,550	
GUDIAYATTAM	NORTH ARCOT	M.	20,449	20,386	19,400	17,703	980	1,706	2,746	9,961	9,961	9,700	9,424	10,488	10,488	9,985	9,179	9,179	
MANNARGUDI	TANJORE	M.	20,449	20,386	19,400	17,703	980	1,706	2,746	9,961	9,961	9,700	9,424	10,488	10,488	9,985	9,179	9,179	
PUDUKKOTTAI	PUDUKKOTTAI	M.	20,347	16,885	15,384	13,978	3,402	1,501	1,406	0,309	9,949	8,090	7,274	7,987	10,396	8,786	8,110	5,901	



TABLE IV.

Towns classified by Population, with Variation since 1871—continued.

TOWNS.	DISTRICT OR STATE.	MUNICI- PALITY OR CANTON- MENT.	POPULATION.				VARIATION. INCREASE (+) OR DECREASE (-).				NET VARIATION IN PERIOD 1871-1901. IN- CREASE (+) OR DECREASE (-).	MALES.				FEMALES.			
			1901.	1891.	1881.	1871.	1891 to 1901.	1881 to 1891.	1871 to 1881.	1891 to 1901.		1881 to 1891.	1871 to 1881.	1901.	1891.	1881.	1871.	1901.	1891.
1	2	3	4	5	6	7	8	9	10	11	12	13	14	15	16	17	18	19	
CHIDAMBARAM	SOUTH ARCOT	M.	19,909	18,640	19,837	15,519	1,269	-	4,318	4,390	9,631	9,079	9,589	...	10,278	9,561	10,248	...	
KULASEKARA- PATNAM.	TINNEVELLY	...	19,898	15,924	14,072	11,552	3,974	952	3,420	8,340	8,391	7,026	6,546	...	11,607	8,898	8,424	...	
HINDUPUR ...	ANANTAPUR	...	19,575	7,905	6,694	6,084	11,670	1,211	610	13,491	10,084	4,030	3,390	...	9,491	3,875	3,304	...	
COCHIN ...	MALABAR	M.	19,274	17,601	16,698	13,840	1,673	1,903	1,868	5,434	10,336	9,379	8,374	...	8,939	8,222	7,324	6,856	
TIRUPPATIGUR	SALEM	M.	18,689	16,469	14,278	12,837	2,190	2,221	1,441	5,852	8,898	7,740	6,697	...	9,831	8,759	7,581	...	
OCTACAMUND	NILGIRIS	M.	18,696	15,053	12,335	9,982	3,543	2,718	2,353	8,614	9,666	7,912	4,335	...	8,179	5,085	4,572	...	
ANAKAPALLE	VIZAGAPATAM	M.	18,639	17,010	13,341	13,044	1,520	3,669	297	6,495	9,023	8,489	6,693	...	9,516	8,521	6,648	...	
HOSPET ...	BELLARY	...	18,482	12,878	10,219	10,065	5,604	2,659	154	8,417	9,289	6,208	4,984	...	9,193	6,610	5,235	...	
CHICACOLE	GANGAM	M.	18,196	18,241	16,355	15,587	45	1,886	768	2,609	8,403	8,479	7,520	...	9,793	9,762	8,829	8,246	
SIVAGIRI ...	TINNEVELLY	...	18,150	8,967	13,632	14,025	9,163	874	1,382	7,623	8,692	7,718	7,070	...	9,458	8,045	8,776	...	
TENKASH ...	TINNEVELLY	...	18,128	12,861	11,987	10,605	5,267	83	1,107	2,621	8,502	7,226	7,070	...	9,458	8,045	8,776	...	
PERIYAKULAM	MADURA	M.	17,960	16,363	11,901	9,958	3,291	2,375	1,943	7,609	8,876	7,246	...	8,691	7,030	5,894	...		
SEMBIEM ...	CHINGLEPUT	...	17,667	14,276	14,943	14,166	2,919	475	777	3,221	8,475	6,981	7,394	...	8,912	7,487	7,572	...	
BOBBILI ...	VIZAGAPATAM	...	17,387	14,468	14,943	14,166	2,919	475	777	3,221	8,475	6,981	7,394	...	8,912	7,487	7,572	...	
PARAKIRIEDI	GANGAM	M.	17,327	13,951	12,318	12,172	3,376	1,033	146	1,378	8,039	7,725	5,166	...	9,180	7,447	6,473	...	
VIRAYANALUR	TINNEVELLY	...	17,327	13,951	12,318	12,172	3,376	1,033	146	1,378	8,039	7,725	5,166	...	9,180	7,447	6,473	...	
PARVATIPURAM	VIZAGAPATAM	...	17,308	10,053	9,933	8,665	7,255	120	1,368	8,743	8,348	4,711	4,765	...	8,960	5,342	5,167	...	
GUDUR ...	NILGIRIS	...	17,251	14,624	4,862	6,086	2,627	9,762	1,224	11,165	8,721	3,590	3,453	...	8,902	7,263	2,424	...	
DRAGAPURAM	COIMBATORE	M.	17,178	7,680	7,310	7,009	9,498	370	301	10,169	8,276	8,097	6,093	...	9,071	8,960	6,981	...	
PALNI ...	MADURA	...	17,168	16,940	12,974	12,801	228	3,068	173	4,367	8,097	8,060	6,093	...	8,902	7,263	2,424	...	
TRUVANNAMALAI	SOUTH ARCOT	M.	17,069	12,155	9,593	9,312	4,914	2,663	280	7,757	8,416	5,976	4,694	...	8,653	6,179	4,898	...	
VIRUDUPATTI	TINNEVELLY	...	16,837	14,075	9,806	5,169	2,782	4,569	4,337	11,968	8,093	6,547	4,405	...	8,744	7,528	5,101	...	
SANKARANAYINAR- KOTIL.	TINNEVELLY	...	16,776	8,566	8,212	11,632	8,209	354	3,420	5,143	8,383	4,296	4,046	...	8,392	4,358	4,164	...	
CUDDAPAH ...	CUDDAPAH	N.	16,432	17,379	18,982	16,275	847	-	2,707	157	8,046	8,085	9,576	8,329	8,386	8,694	9,406	7,946	
CHIRALA ...	KISTNA	...	16,264	10,581	9,061	9,256	6,683	1,620	106	7,008	8,023	5,241	4,640	...	8,241	5,940	4,421	...	
SATURU ...	VIZAGAPATAM	...	16,239	12,917	11,856	10,633	3,322	1,061	1,223	5,008	7,078	5,960	5,746	...	8,561	6,928	6,110	...	
PARAKAGUDI	MADURA	...	16,134	10,001	9,287	10,740	6,133	714	1,453	6,304	7,956	4,966	4,715	...	8,179	5,085	4,572	...	
SAMALKOT	GOLAVARI	...	16,015	13,409	4,962	5,535	2,096	8,447	573	10,480	7,911	6,407	2,370	...	8,104	7,002	2,586	...	
TRIVYOTHYUR	CHINGLEPUT	...	15,919	7,420	9,068	6,420	8,490	-	2,678	9,499	8,536	3,728	4,450	...	7,383	3,701	4,608	...	
AMBUR ...	NORTH ARCOT	...	15,903	10,586	10,360	9,950	5,217	196	440	5,953	7,462	4,974	4,921	...	8,441	5,612	5,469	...	
ST. THOMAS' MOUNT.	CHINGLEPUT	C.	15,671	13,137	15,013	15,480	2,434	-	467	91	7,623	6,476	7,404	...	7,948	6,061	7,009	...	
ERODE ...	COIMBATORE	M.	15,629	12,330	9,864	10,201	3,169	2,466	337	5,328	7,714	6,123	4,826	...	7,816	6,207	5,038	...	
TIRUPATI ...	NORTH ARCOT	M.	15,486	12,242	13,232	10,423	1,243	1,010	2,809	5,062	7,641	6,874	6,309	...	7,344	7,368	6,023	...	
POONMALLUR	TANJORE	...	15,436	12,934	9,181	8,500	2,502	3,753	621	6,876	7,308	6,043	4,313	...	8,128	6,571	4,868	...	
RAJAMPETA	CHINGLEPUT	C.	15,333	14,948	14,938	7,155	376	310	7,483	8,168	7,632	7,419	...	...	7,691	7,529	7,330	...	
PANRUTI ...	CUDDAPAH	...	15,287	5,434	16,749	16,044	9,853	-	105	1,357	7,639	2,641	8,327	...	7,648	2,793	8,422	...	
KANDYAL ...	SOUTH ARCOT	...	15,206	8,950	20,172	9,662	6,250	-	13,216	8,244	7,729	4,538	10,021	...	7,477	4,418	10,161	...	
KALIDAKURUMCHI	KURNOOL	M.	15,137	10,737	8,907	9,378	4,400	1,830	-	471	7,631	5,349	4,440	...	7,506	6,368	4,467	...	
RAMNAD ...	TINNEVELLY	...	14,913	11,096	10,980	11,580	3,817	160	-	644	6,963	5,230	5,181	...	7,950	5,806	6,755	...	
PRODDATUR	MADURA	...	14,546	13,619	10,519	...	927	9,100	-	...	6,916	6,428	4,853	...	7,628	7,191	5,666	...	
	CUDDAPAH	...	14,370	6,841	6,510	6,709	7,529	331	-	199	7,109	3,344	3,241	...	7,261	3,497	3,269	...	



Table IV.

TOWNS  
BY POPULATION.

10

TABLE IV.

Towns classified by Population, with Variation since 1871—continued.

TOWN.	DISTRICT OR STATE.	MUNICI- PALITY OR CANTON- MENT.	POPULATION.			VARIATION. INCREASE (+) OR DECREASE (-).					NET VARIATION 1871-1901. (+ or -)	MALES.					FEMALES.			
			1901.	1891.	1871.	1891 to 1901.	1881 to 1891.	1871 to 1881.	1901.	1891.		1881.	1871.	1901.	1891.	1881.	1871.	19		
1	3	3	4	5	6	7	8	9	10	11	12	13	14	15	16	17	18	19		
SEITON	TINNEVELLY	...	14,328	12,020	7,155	1,708	6,177	-	712	7,178	7,066	6,160	3,144	...	7,262	6,440	3,290	...		
SADAPET	CHINGLEPET	...	14,254	5,702	0,093	8,552	-	1,107	1,107	5,101	7,253	2,012	5,006	...	7,001	2,790	5,224	...		
VEDASANNIYAM	TANJORE	...	14,138	13,498	8,502	700	1,619	3,317	5,036	6,818	6,818	6,478	5,647	...	7,320	6,000	6,172	...		
MADANAPALLE	CUDDAPAH	...	14,084	8,527	5,700	7,557	827	-	316	8,108	7,036	3,100	2,770	...	7,048	3,328	2,924	...		
KADAYANALUR	TINNEVELLY	...	13,939	8,200	7,010	4,739	733	-	457	6,920	6,778	4,026	3,640	...	7,161	4,174	3,821	...		
YERUGANKUR	BILLARY	...	13,690	9,857	7,340	4,203	2,724	-	380	6,541	6,966	5,005	3,425	...	6,921	4,082	3,398	...		
JAMMALABUDUR	CUDDAPOH	...	13,652	5,800	4,840	7,383	1,484	542	5,809	6,873	6,885	4,873	4,109	...	6,898	2,995	2,464	...		
KOLLEGAL	COIMBATORE	...	13,729	9,940	7,920	3,783	1,484	542	5,809	6,873	6,885	4,873	4,109	...	7,044	6,073	4,353	...		
PORTO NOVO	SOUTH ARCOT	...	13,712	14,061	7,823	-	340	6,338	641	6,530	6,397	6,100	3,122	...	7,755	7,571	4,701	...		
SENDANAGALAM	SALEM	...	13,694	13,354	11,783	230	770	702	1,801	7,410	6,391	6,416	5,806	...	7,193	6,938	6,709	...		
SERMAKUR	TINNEVELLY	...	13,474	9,393	6,084	3,441	1,709	1,600	7,410	6,276	6,453	4,414	3,544	...	7,198	4,919	4,080	...		
VENKATAGIRI	TINNEVELLY	...	13,302	7,980	7,524	3,079	1,334	465	5,778	6,268	6,268	6,571	5,830	...	6,849	5,043	4,105	...		
PITHAPURAM	GODAVARI	...	13,220	13,731	9,246	511	2,138	2,347	3,974	7,278	6,268	6,571	5,830	...	7,187	7,897	3,851	...		
TRANQUEBAR	TANJORE	...	13,142	14,408	5,884	-	1,326	8,379	325	7,278	6,955	6,571	5,830	...	6,547	5,930	4,993	...		
NELUKURUPPAM	SOUTH ARCOT	...	13,137	12,101	8,710	1,036	1,073	703	7,871	6,391	6,391	3,643	2,947	...	6,740	3,782	3,126	...		
VARTIVIRUPPU	TINNEVELLY	...	13,131	7,425	6,053	5,700	1,372	703	7,871	6,391	6,391	3,643	2,947	...	6,932	6,396	5,604	...		
SIVAKASI	TINNEVELLY	...	13,021	12,184	10,153	567	1,351	680	2,808	6,199	6,199	5,788	5,260	...	6,822	6,396	5,604	...		
TURAIYER	TRICHINOPOLY	...	12,870	7,467	6,710	5,493	830	-	73	6,160	6,165	3,451	3,118	...	6,705	4,016	3,519	...		
AMBAMUDRAM	TINNEVELLY	...	12,669	9,944	8,094	2,925	1,174	166	4,265	6,205	6,205	4,790	4,342	...	6,664	5,148	4,428	...		
ONGOLE	NELLORE	M.	12,664	10,890	7,392	2,004	1,660	1,808	5,472	6,416	6,416	5,438	4,622	...	6,448	5,422	4,578	...		
KARUR	COIMBATORE	M.	12,769	10,750	9,478	2,010	1,545	173	3,301	6,321	6,321	5,163	4,608	...	6,480	5,588	4,737	...		
PEDDAPURAM	GODAVARI	M.	12,005	15,838	8,927	-	3,893	2,076	3,407	6,129	5,467	6,988	6,778	...	6,538	8,850	8,648	...		
VANIYAMBADI	SALEM	...	11,892	11,754	9,385	4,331	1,819	3,180	5,243	5,708	5,708	5,538	4,750	...	6,284	6,216	5,185	...		
KALAHASTI	NORTH ARCOT	...	11,810	7,479	7,615	4,331	1,695	1,530	4,195	6,930	6,930	3,690	4,425	...	5,880	3,789	4,749	...		
SOLANAI	TINNEVELLY	...	11,801	6,679	5,541	5,222	1,038	1,219	7,479	5,604	5,604	3,003	2,475	...	6,397	3,576	3,098	...		
KARAIKUDI	MADURA	...	11,746	11,465	11,197	281	341	609	549	4,710	4,710	4,406	4,519	...	7,036	7,090	7,287	...		
KALPATNAM	TINNEVELLY	...	11,512	10,539	8,005	973	2,570	-	37	3,506	5,646	5,119	3,871	...	5,866	5,420	4,098	...		
RASIPURAM	SALEM	...	11,373	9,195	5,926	2,178	5,690	-	3,106	4,741	4,685	4,630	1,890	...	5,988	4,965	1,836	...		
TINDIVANAM	SOUTH ARCOT	...	11,319	9,195	7,718	2,134	889	618	3,601	5,886	5,886	4,696	4,367	...	5,433	4,499	3,979	...		
BADAGARA	MALABAR	...	11,263	7,950	6,891	3,313	291	2,560	5,672	5,614	5,614	4,111	4,162	...	5,649	3,830	4,079	...		
VILLUPURAM	SOUTH ARCOT	...	11,237	5,265	9,592	5,972	4,327	-	584	4,457	4,457	5,880	5,029	...	5,906	2,537	4,977	...		
TIRUVADAMARUTHI	TANJORE	...	11,078	12,396	11,303	-	500	584	-	225	4,457	5,880	5,029	...	6,621	6,616	6,858	...		
KILAKARAI	MADURA	...	10,893	9,665	5,600	928	4,156	237	5,321	5,166	5,166	4,981	2,895	...	5,725	4,984	2,923	...		
CHITTOOR	NORTH ARCOT	...	10,803	9,665	5,800	928	4,156	237	5,321	5,166	5,166	4,981	2,895	...	5,725	4,984	2,923	...		
BAVEL	CUDDAPAH	...	10,883	5,443	8,638	5,440	3,196	301	2,540	6,394	6,394	2,080	4,357	...	5,489	2,763	4,251	...		
TADAPTRI	ANANTAPUR	...	10,659	10,283	8,635	576	1,698	273	2,547	5,350	5,350	5,131	4,274	...	5,609	5,152	4,311	...		
GODAVARI	GODAVARI	...	10,848	8,057	5,931	2,191	1,147	1,679	4,917	6,178	6,178	4,105	3,569	...	6,670	4,552	3,941	...		
VENPALE	CUDDAPAH	...	10,793	6,638	6,811	5,155	-	848	4,194	5,476	5,476	2,804	2,925	...	5,318	2,774	2,886	...		
ARCOT	SOUTH ARCOT	...	10,734	10,928	10,988	-	194	270	354	5,149	5,149	5,269	5,119	...	5,585	5,059	5,599	...		
MADAKASIRA	ANANTAPUR	...	10,666	4,806	6,898	5,770	-	2,002	5,404	6,371	6,371	2,334	3,451	...	5,262	2,502	3,447	...		
DHARMAVARAM	ANANTAPUR	...	10,658	6,836	5,916	3,822	920	-	1,113	5,441	5,441	3,435	2,953	...	5,217	3,401	2,903	...		
PAMDI	ANANTAPUR	...	10,657	6,120	6,140	4,537	890	-	880	6,373	6,373	3,147	2,933	...	5,294	3,073	2,657	...		
PAIKONDA	VIZAGAPATAM	...	10,615	10,367	8,812	246	836	719	1,808	5,149	5,149	4,872	4,075	...	5,468	5,406	4,856	...		



TABLE IV.

Towns classified by Population, with Variation since 1871—continued.

TOWN.	DISTRICT OR STATE.	MUNICI- PALITY OR CANTON- MENT.	POPULATION.			VARIATION. INCREASE (+) OR DECREASE (-).			MALES.					FEMALES.				
			1901.	1891.	1881.	1871.	1891 to 1901.	1881 to 1891.	1871 to 1881.	1901.	1891.	1881.	1871.	1901.	1891.	1881.	1871.	
1	2	3	4	5	6	7	8	9	10	11	12	13	14	15	16	17	18	19
NARASAPATNAM	VIZAGAPATAM	...	10,589	9,785	7,767	8,744	804	2,018	1,007	4,420	5,050	4,785	3,970	4,318	5,539	5,000	3,797	
PONKANI	MALABAR	...	10,562	9,194	12,421	4,747	1,368	3,227	940	910	5,281	4,528	6,127	5,281	5,281	4,668	6,294	
CHINGLEPUT	CHINGLEPUT	...	10,551	6,180	5,917	7,079	4,371	563	3,392	2,572	5,302	3,199	2,892	5,302	5,249	3,981	2,725	
SELVAIKUNTAM	TINSVELLY	...	10,550	7,209	7,781	7,959	3,341	572	722	3,491	4,764	3,349	3,678	4,764	5,786	3,800	4,103	
ADILAMPATNAM	COIMBATORE	...	10,503	9,968	5,991	5,808	535	4,907	747	4,095	5,102	4,781	2,382	5,102	5,401	5,184	2,679	
ADILAMPATNAM	TANJORE	...	10,494	10,748	9,806	8,707	254	943	1,098	1,787	4,671	4,791	4,456	4,671	5,323	3,013	2,530	
KADIRI	CUTTACK	...	10,488	10,382	8,766	7,729	106	1,016	1,007	2,759	5,213	5,211	4,411	5,213	5,275	5,171	4,355	
RAYADURU	BELLARY	...	10,446	9,726	8,857	7,399	729	870	1	1,689	4,961	4,530	4,183	4,961	5,188	4,106	4,073	
KRISHNAGIRI	SALEM	...	10,432	7,305	7,441	7,399	7,009	4,572	136	2,091	5,244	1,378	3,028	5,244	5,006	5,654	4,154	
UTTARAMERUR	CHINGLEPUT	...	10,304	10,492	8,002	7,252	188	2,460	750	3,052	4,799	4,838	3,848	4,799	5,606	5,654	4,154	
DOWLAISHWERAM	GODAVARI	...	10,379	7,464	7,184	6,819	285	280	365	3,450	4,978	3,387	3,413	4,978	5,301	3,771	3,771	
NARASAPUR	COIMBATORE	...	10,227	8,002	6,680	6,281	2,225	1,342	379	3,940	5,050	3,587	3,320	5,050	5,177	4,165	3,440	
GODHETTI- PALAYAM.	VIZAGAPATAM	M.	10,212	9,827	8,582	8,744	385	1,245	162	1,408	4,893	4,705	4,350	4,893	5,319	5,122	4,232	4,420
HIMLIPATAM	KISTNA	...	10,204	6,074	4,747	4,042	4,130	1,327	705	1,408	5,289	3,070	2,440	5,289	4,915	3,004	2,298	
TENALI	MADRASA	...	10,100	8,577	7,928	6,245	1,523	640	2,683	4,855	4,859	4,134	3,819	4,859	5,241	4,443	4,109	
MELUR	NORTH ARCOT	M.	10,067	10,465	10,387	12,103	418	98	1,716	2,036	4,839	4,943	4,807	5,831	5,238	5,642	5,520	6,972
WALAJAPET	MADRASA	...	10,009	8,183	7,475	6,376	1,826	708	1,099	4,033	4,932	3,968	3,024	4,932	5,077	4,105	3,851	
UTTAMAPALAYAM	GANDAM	...	9,975	5,911	5,528	12,463	4,064	383	0,065	2,518	4,473	2,700	2,401	4,473	5,502	3,202	3,067	
ICHCHAPURAM	BELLARY	...	9,803	10,320	9,838	6,610	726	701	218	163	5,032	5,407	4,985	4,771	5,122	5,122	3,843	
KARPLI	TANJORE	...	9,722	4,989	5,190	4,083	4,733	201	1,107	5,639	4,846	2,411	2,441	4,846	4,876	2,578	2,740	
SHIVAYALI	ANANTAPUR	...	9,692	6,605	5,373	6,730	3,077	1,232	1,357	2,952	4,997	3,345	2,976	4,997	4,685	3,260	2,097	
GOOTY	SALEM	...	9,673	9,295	8,334	8,314	378	961	500	2,408	4,922	3,675	3,383	4,922	5,060	4,838	4,367	
ATUR	NELLORE	...	9,547	7,577	7,324	7,101	1,992	976	969	3,192	4,678	4,153	3,639	4,678	4,869	4,436	3,085	
KANDURU	KISTNA	...	9,510	9,254	8,023	7,983	955	1,268	969	3,192	4,678	4,153	3,639	4,678	4,869	4,436	3,085	
VITAPALAM	GODAVARI	...	9,503	9,920	8,451	6,667	256	431	1,540	2,427	4,539	4,473	4,472	4,539	5,253	5,400	4,974	
AMALAPURAM	MADRASA	...	9,454	7,895	7,347	6,567	426	1,478	1,884	2,936	4,250	4,529	3,777	4,250	4,949	3,805	3,132	
DYAKOTTAI	TANJORE	...	9,433	7,803	7,347	6,439	1,759	4,351	1,300	1,983	4,505	3,790	3,750	4,505	4,949	3,805	3,132	
AYYAMPETTAI	SOUTH ARCOT	...	9,385	8,557	6,203	6,878	828	2,354	675	2,507	4,670	4,291	3,150	4,670	4,955	3,914	3,597	
VIDYANACHALAM	ANANTAPUR	...	9,380	7,842	6,536	7,803	828	2,354	675	2,507	4,670	4,291	3,150	4,670	4,955	3,914	3,597	
URAVAKONDA	BELLARY	...	9,320	7,842	6,536	7,803	828	2,354	675	2,507	4,670	4,291	3,150	4,670	4,955	3,914	3,597	
HARPANAHALLI	NORTH ARCOT	...	9,206	8,631	5,646	6,216	575	2,983	433	3,090	4,427	4,215	2,957	4,427	4,612	3,975	3,275	
POLUR	TANJORE	...	9,099	8,440	7,343	7,392	288	1,100	4,839	6,695	4,068	3,772	3,393	4,839	5,031	4,077	3,560	
MUTUPET	MADRASA	...	9,097	8,608	8,343	7,392	288	1,100	4,839	6,695	4,068	3,772	3,393	4,839	5,031	4,077	3,560	
SIYANGANGA	CHINGLEPUT	...	9,015	7,687	5,557	6,477	4,063	1,219	1,062	858	4,476	2,428	2,981	4,476	4,616	2,585	3,201	
THIRUVALLUR	KISTNA	...	8,958	6,805	5,082	6,477	1,378	1,980	820	2,538	4,445	2,895	2,760	4,445	4,570	3,841	2,897	
NUVID	COIMBATORE	...	8,894	6,770	5,772	6,477	1,378	1,980	820	2,538	4,445	2,895	2,760	4,445	4,570	3,841	2,897	
POLLACHI	MADRASA	...	8,842	7,733	6,564	6,308	1,100	1,062	266	2,444	4,158	3,114	3,114	4,158	4,684	3,942	3,550	
THIRUMANGALAM	GODAVARI	...	8,815	8,356	6,022	6,261	429	2,304	239	2,554	4,602	4,323	3,088	4,602	4,213	4,063	2,934	
TUNI	ANANTAPUR	...	8,788	6,321	5,107	4,920	2,407	1,164	247	3,868	4,384	3,026	2,401	4,384	4,404	3,295	2,076	
KALANDURUG	TINSVELLY	...	8,637	7,341	5,930	6,776	1,295	1,411	846	1,861	4,242	3,565	2,874	4,242	4,395	3,776	2,065	
ETTYAPURAM	COIMBATORE	...																
BHAVANI		...																

Table IV.

TOWNS  
BY POPULATION.



Table IV.

TOWNS  
BY POPULATION.

12

TABLE IV.

Towns classified by Population, with Variation since 1871—continued.

TOWNS.	DISTRICT OR STATE.	MUNICI- PALITY OR CANTON- MENT.	POPULATION.				VARIATION, INCREASE (+) OR DECREASE (-).				NET VARIATION 1871-1901, IN- CREASE (+) OR DECREASE (-)	MALES.				FEMALES.				
			1901.	1881.	1871.	1891 to 1901.	1881 to 1891.	1871 to 1881.	1891 to 1901.	1871 to 1881.		1901.	1891.	1871.	1891.	1881.	1901.	1891.	1871.	
			4	5	6	7	8	9	10	11		12	13	14	15	16	17	18	19	
1		3																		
KAVALI	NELLORE		8,635	7,245	4,927	5,803	1,390	2,318	-	938	2,772	4,369	3,697	2,500		4,286	3,548	2,427		
THIRUKOVILUR	SOUTH ARCOT		8,617	6,782	6,267	5,891	2,885	-	376	2,726	4,161	4,161	2,706	3,072		4,450	2,906	3,196		
BAPATLA	KISTNA		8,595	6,928	6,086	5,891	1,067	843	-	4,600	4,893	4,893	3,476	3,053		4,312	3,453	3,003	1,400	
COONOB	NILGIRIS	M.	8,525	6,049	4,778	3,058	2,476	1,271	1,720	5,467	4,617	4,617	3,311	2,691	1,058	4,008	2,838	2,187		
JAGGAYAPETA	KISTNA		8,432	9,717	10,072	9,152	-	355	920	-	720	4,044	4,716	5,153		4,388	5,001	4,919		
ACHANTA	GODAVARI		8,382	7,047	5,914	5,440	1,335	479	722	2,536	3,929	3,929	3,369	3,193		4,453	3,678	3,375		
MANDAPETA	GODAVARI		8,380	7,360	5,914	5,440	730	1,736	474	2,940	4,097	4,097	3,832	2,875		4,283	3,518	3,039		
THIRUCHENGODU	SALEM		8,196	7,511	5,889	5,846	685	1,922	-	294	2,943	3,983	3,758	2,868		4,213	3,710	3,768		
THIRUCHENGODU	SALEM		8,102	6,930	7,090	7,434	1,163	-	151	608	3,833	3,833	3,223	3,832		3,938	3,443	2,170		
DHAMAPURI	SOUTH CANARA		8,041	7,272	4,440	3,857	769	2,833	592	4,184	4,103	3,829	3,829	2,979	2,438	3,880	3,512	2,451	2,480	
UDUPI	ANANTAPUR		7,938	6,004	4,907	4,918	944	2,067	-	11	3,020	4,078	3,482	2,426		4,064	3,008	4,108		
ANANTAPUR	ANANTAPUR		7,866	5,821	8,230	6,836	2,065	-	1,594	1,250	3,823	3,823	2,813	4,122		3,952	1,395	2,705		
NARASARAOPETA	GANJAM		7,870	2,887	5,324	5,304	4,383	-	2,437	2,366	3,918	3,918	1,492	2,619		4,097	4,174	4,255		
SATTUR	TINNEVELLY		7,821	7,907	8,473	6,806	86	568	1,577	925	3,734	3,734	3,248	3,178		3,766	3,427	2,307		
THIRUVADI	TANJORE		7,748	7,054	4,907	6,760	894	2,147	-	1,853	3,982	3,982	3,627	2,540		3,766	3,427	2,307		
KONGI	BELLARY		7,702	6,435	5,617	5,637	1,276	809	1,980	4,035	3,862	3,862	3,221	2,786		3,840	3,205	2,831		
MANGALAGIRI	KISTNA		7,636	6,308	8,617	6,991	1,318	-	2,309	635	3,776	3,776	3,070	4,219		3,850	3,238	4,398		
ALLURU KOTTA- PATNAM.	NELLORE		7,607	6,728	3,352	2,889	814	3,441	493	4,718	3,796	3,796	3,230	1,586		3,811	3,583	1,766		
RANIPETTAI	NORTH ARCOT		7,590	8,067	7,168	7,304	-	929	-	196	3,699	3,699	3,837	3,870		3,901	4,290	3,796		
VALLAM	TANJORE		7,557	7,130	7,634	5,306	427	-	504	2,428	3,496	3,496	3,364	3,737		4,061	3,766	3,897		
TEKKALI	GANJAM		7,553	7,739	5,703	5,779	186	-	2,036	1,674	3,629	3,629	3,751	2,789		3,924	3,968	2,914		
UDAIYARPATTANAM.	TRICHINOPOLY		7,527	6,575	5,190	5,330	963	-	1,365	340	3,780	3,780	3,248	2,599		3,747	3,327	2,591		
ALLURU	NELLORE		7,504	7,705	6,807	5,664	201	-	808	1,707	3,636	3,636	3,725	3,407		3,866	3,267	3,460		
PATTUKOTTAI	TANJORE		7,389	4,999	6,409	7,196	2,690	-	787	163	3,742	3,742	3,278	3,248		3,647	2,831	3,161		
YADIKI	ANANTAPUR		7,370	6,730	6,871	5,852	840	-	569	151	2,872	2,872	2,553	2,453		3,560	2,551	3,082		
ARITALUR	TRICHINOPOLY		7,338	6,583	6,378	6,313	755	-	305	1,025	3,643	3,643	3,333	3,232		3,723	3,579	2,930		
ABIRAM	MADRAS		7,266	6,911	5,638	4,928	355	-	1,273	710	3,663	3,663	3,755	3,232		3,667	3,725	3,249		
VINUKONDA	KISTNA		7,230	7,480	6,481	5,449	-	999	832	1,581	3,633	3,633	2,037	2,165		3,690	2,316	2,202		
ADDANKI	NELLORE		7,123	4,363	4,367	5,449	270	-	16	-	3,009	3,009	2,032	1,957		3,499	2,077	1,971		
RATACHOTI	CUDDAHAR		7,108	5,309	3,928	...	1,799	1,381	...	207	2,047	3,461	3,076	2,585		3,535	3,000	2,571		
NARASARAOPET	KISTNA		6,996	6,136	5,156	4,949	800	980	...	716	2,553	3,076	2,623	2,377		3,878	2,907	2,789		
KOTTURU	BELLARY		6,963	5,430	5,116	4,400	1,523	314	...	181	1,293	3,303	2,307	2,014		3,901	2,000	2,845		
SATTANKULAM	TINNEVELLY		6,903	4,007	5,459	5,459	1,900	-	552	...	3,015	2,852	2,852	2,350		3,839	3,631	3,053		
VADAKKUVALLIYUR.	TINNEVELLY		6,854	4,483	5,403	6,297	371	1,080	...	894	3,015	3,015	2,852	2,350		3,860	3,269	2,711		
KAMUDI	MADRAS		6,843	6,341	5,147	5,553	593	1,194	...	406	1,200	3,363	3,082	2,490		3,897	3,223	2,674		
NAMAKKAL	SALEM		6,806	6,363	6,331	5,108	443	1,032	...	225	1,700	3,409	3,140	2,657		3,874	2,785	3,019		
PENUEKONDA	ANANTAPUR		6,727	5,242	5,699	5,289	1,455	457	...	410	1,438	3,163	2,457	2,680		3,574	2,980	2,080		
NANJILAM	TANJORE		6,719	4,732	4,041	3,173	1,987	691	...	668	3,540	3,306	2,346	1,981		3,413	3,080	3,085		
GUDIVADA	KISTNA		6,695	5,756	6,869	6,390	939	-	113	335	3,395	3,395	2,696	2,784		3,400	3,080	3,085		
HOSUR	SALEM		6,685	5,756	6,869	6,390	939	-	113	335	3,395	3,395	2,696	2,784		3,400	3,080	3,085		
RAMESWARAM	SALEM		6,632	3,425	6,119	9,407	3,207	-	2,034	-	2,775	3,349	1,646	3,081		3,263	1,770	3,038		
ALLURU TRUSAGARL.	TINNEVELLY		6,630	5,077	5,958	7,293	1,553	879	...	683	3,149	2,368	2,368	2,909		3,481	2,089	3,047		
NANGUNERI	TINNEVELLY		6,580	5,077	5,958	7,293	1,553	879	...	683	3,149	2,368	2,368	2,909		3,481	2,089	3,047		



TABLE IV.

Towns classified by Population, with Variation since 1871—continued.

TOWN.	DISTRICT OR STATE.	MUNICI- PALITY OR CANTON- MENT.	POPULATION.				VARIATION, INCREASE (+) OR DECREASE (-).				NET VARIATION 1871-1901, IN PERCENTAGE OF PRESENT (+) OR DECREASE (-).	MALES.				FEMALES.			
			1901.	1881.	1871.	1801. to 1901.	1881. to 1891.	1871. to 1881.	1901.	1881.		1871.	1901.	1881.	1871.	1901.	1881.	1871.	1901.
1	2	3	4	5	6	7	8	9	10	11	12	13	14	15	16	17	18	19	
YELLAMANCHILI ...	VIZAGAPATAM ...	...	6,536	6,260	6,439	210	1,337	1,001	2,888	3,175	3,233	2,380	3,361	3,063	3,361	2,300	3,361	3,361	
CUMBUM ...	KURNOOL ...	...	6,502	5,731	7,170	771	1,439	125	793	3,071	2,761	3,524	3,431	3,431	3,431	3,431	3,431	3,431	
SOMPETA ...	GANJAM ...	...	6,456	6,019	4,620	836	960	390	2,146	2,992	2,670	2,217	3,463	2,949	3,463	2,949	3,463	3,463	
SHOLINGHUR ...	NORTH ARCOT ...	...	6,442	6,410	5,097	26	719	741	1,480	3,274	3,223	2,814	3,168	3,193	3,168	2,853	3,168	3,168	
PALLAVARAM ...	CHINGLEPUT ...	...	6,418	6,057	3,955	2,359	101	200	2,194	3,331	2,122	1,902	3,065	1,935	3,065	1,935	3,065	3,065	
PUNGANDUR ...	NORTH ARCOT ...	...	6,353	5,565	7,072	788	2,107	1,200	2,525	3,092	2,684	2,218	3,328	2,881	3,328	2,881	3,328	3,328	
MAURANTAKAM ...	CHINGLEPUT ...	...	6,266	5,104	4,511	1,072	83	330	2,065	3,092	2,704	2,218	3,174	2,502	3,174	2,502	3,174	3,174	
SIRUTONDANAILLIL ...	TINNEVELLY ...	...	6,099	5,914	6,087	185	173	559	571	2,806	2,704	2,867	3,294	3,120	3,294	3,120	3,294	3,294	
TIRUPPUR ...	COIMBATORE ...	...	6,050	5,235	3,081	821	1,554	222	2,153	2,998	2,506	1,771	3,058	2,600	3,058	2,600	3,058	3,058	
TIRUPPATTUR ...	MADRAS ...	...	5,881	5,440	4,028	435	818	525	1,778	2,895	2,580	2,153	2,986	2,806	2,986	2,806	2,986	2,986	
SHUNGAVABAPPUR ...	VIZAGAPATAM ...	...	5,862	5,715	5,078	147	363	251	784	2,867	2,850	2,673	2,990	2,805	2,990	2,805	2,990	2,990	
KOTA.	BELLARY ...	...	5,805	5,478	5,013	327	465	488	304	2,868	2,815	2,488	2,937	2,603	2,937	2,603	2,937	2,937	
SIRUGUPPA ...	CHINGLEPUT ...	...	5,728	4,738	4,155	990	582	480	2,061	2,834	2,347	2,128	2,894	2,301	2,894	2,301	2,894	2,894	
TIRUKALAIKURAM.	NEELORE ...	...	5,628	3,710	2,809	1,818	841	2,165	494	2,736	1,555	1,415	2,792	1,855	2,792	1,855	2,792	2,792	
KANIGIRI ...	CUDDAPUR ...	...	5,522	3,099	4,754	2,423	1,655	84	852	2,760	1,557	2,363	2,762	1,542	2,762	1,542	2,762	2,762	
PERUMSILA ...	CHINGLEPUT ...	...	5,491	5,950	5,092	475	584	300	740	2,674	2,500	2,460	2,807	2,460	2,807	2,460	2,807	2,807	
SHIRERUMBUR ...	CHINGLEPUT ...	...	5,448	5,392	4,967	56	425	64	515	2,646	2,530	2,400	2,802	2,702	2,802	2,702	2,802	2,802	
PULICAT ...	TANJORE ...	...	5,419	5,785	5,601	366	2,124	853	611	2,622	2,521	2,706	2,787	2,424	2,787	2,424	2,787	2,787	
KUDAVISAL ...	TANJORE ...	...	5,400	5,100	4,855	294	341	577	1,122	2,579	2,521	2,403	2,821	2,675	2,821	2,675	2,821	2,821	
TIRUTTURAIAPPUNDI.	CHINGLEPUT ...	...	5,210	5,364	4,487	154	877	776	1,400	2,640	2,510	2,241	2,670	2,612	2,670	2,612	2,670	2,670	
CHETUR ...	VIZAGAPATAM ...	...	5,096	4,987	4,538	409	140	212	346	2,510	2,350	2,245	2,577	2,331	2,577	2,331	2,577	2,577	
RAZAM ...	MADRAS ...	...	4,907	5,258	4,419	201	839	42	590	2,323	2,442	2,001	2,844	2,816	2,844	2,816	2,844	2,844	
PALAYAMPATTI ...	GANJAM ...	...	4,907	4,955	5,037	208	342	874	284	2,013	2,160	2,371	2,384	2,545	2,384	2,545	2,545	2,545	
GANJAM ...	MADRAS ...	...	4,907	4,955	5,037	208	342	874	284	2,013	2,160	2,371	2,384	2,545	2,384	2,545	2,545	2,545	
KODAKKANAL ...	MADRAS ...	...	1,912	1,743	...	169	...	...	...	1,051	1,002	...	861	741	861	741	861	861	

Table IV.

TOWNS  
BY POPULATION.





---

TABLE V.

---

TOWNS ARRANGED TERRITORIALY, WITH  
POPULATION BY RELIGION.

---



Table V.

TOWNS  
BY RELIGION.

16

TABLE V.

Towns arranged territorially, with Population by Religion.

DISTRICT OR STATE.	TOWN.	POPULATION.			HINDU.			MUSALMAN.			CHRISTIAN.			ANIMISTIC.			JAIN.			PARSI.			BUD.-DHIST.			JEW.			OTHERS.		
		Persons.	Males.	Females.	Persons.	Males.	Females.	Persons.	Males.	Females.	Persons.	Males.	Females.	Persons.	Males.	Females.	Persons.	Males.	Females.	Persons.	Males.	Females.	Persons.	Males.	Females.	Persons.	Males.	Females.	Persons.	Males.	Females.
GANDHAR.	Berhampur Munpy.	25,729	12,103	13,626	23,857	11,215	12,642	1,224	570	654	312	326	7	0	1	...	...	...	...	...	...	...	...	...	...	...	...	...	...	...	...
	Chitacole do.	18,196	8,403	9,793	17,267	7,983	9,274	853	381	472	39	47	86	...	...	...	...	...	...	...	...	...	...	...	...	...	...	...	...	...	...
	Parikmedil do.	17,336	8,039	9,297	16,409	7,772	8,637	318	152	166	28	32	60	87	62	...	...	...	...	...	...	...	...	...	...	...	...	...	...	...	...
	Ichchhapuram	9,976	4,473	5,502	9,896	4,320	5,576	278	152	126	1	...	1	...	...	...	...	...	...	...	...	...	...	...	...	...	...	...	...	...	...
	Narasannapeta	7,886	3,822	4,064	7,876	3,813	4,062	11	0	2	...	...	...	...	...	...	...	...	...	...	...	...	...	...	...	...	...	...	...	...	...
	Takkeli	7,567	3,496	4,071	7,448	3,442	4,006	5	3	2	...	...	...	...	...	...	...	...	...	...	...	...	...	...	...	...	...	...	...	...	...
	Sompeta	6,455	2,992	3,463	6,434	2,972	3,462	27	18	9	...	...	...	...	...	...	...	...	...	...	...	...	...	...	...	...	...	...	...	...	...
VIZAGAPATNAM.	Ganjum	4,387	2,013	2,374	4,370	2,000	2,370	27	13	14	...	...	...	...	...	...	...	...	...	...	...	...	...	...	...	...	...	...	...	...	...
	Total	97,631	45,341	52,290	93,736	43,517	50,219	2,743	1,298	1,445	433	463	166	93	63	...	...	...	...	...	...	...	...	...	...	...	...	...	...	...	...
	Vizagapatnam Munpy.	40,892	20,034	20,858	36,346	17,082	18,064	2,761	1,435	1,326	883	863	1	1	...	...	...	...	...	...	...	...	...	...	...	...	...	...	...	...	...
	Vizianagaram do.*	37,270	17,817	19,453	34,542	16,407	18,075	2,189	1,057	1,132	272	243	20	20	...	...	...	...	...	...	...	...	...	...	...	...	...	...	...	...	...
	Anakapalle do.	18,539	9,023	9,516	18,333	8,930	9,403	194	87	107	6	6	12	...	...	...	...	...	...	...	...	...	...	...	...	...	...	...	...	...	...
	Bobbili	17,387	8,475	8,912	16,814	8,201	8,613	333	166	167	23	30	59	85	66	...	...	...	...	...	...	...	...	...	...	...	...	...	...	...	...
	Paratiparam	17,308	8,348	8,960	17,050	8,198	8,852	160	84	76	60	35	25	38	31	...	...	...	...	...	...	...	...	...	...	...	...	...	...	...	...
	Sidra	16,239	7,678	8,561	15,717	7,417	8,300	351	162	189	45	45	61	54	27	...	...	...	...	...	...	...	...	...	...	...	...	...	...	...	...
	Palkonda	10,815	5,149	5,666	10,347	5,036	5,321	52	29	23	...	...	...	...	...	...	...	...	...	...	...	...	...	...	...	...	...	...	...	...	...
	Narasapatnam	10,589	5,050	5,539	10,224	4,876	5,348	182	95	87	25	11	...	...	...	...	...	...	...	...	...	...	...	...	...	...	...	...	...	...	...
	Bimbipatnam Munpy.	10,312	4,893	5,419	9,823	4,502	5,321	268	135	133	...	...	...	...	...	...	...	...	...	...	...	...	...	...	...	...	...	...	...	...	...
	Yellamanchili	6,536	3,175	3,361	6,364	3,084	3,300	124	75	49	...	...	...	...	...	...	...	...	...	...	...	...	...	...	...	...	...	...	...	...	...
	Srungavarappukota.	5,833	2,867	2,966	5,705	2,790	2,915	127	61	66	7	3	...	...	...	...	...	...	...	...	...	...	...	...	...	...	...	...	...	...	...
GOOLAH.	Razam	5,096	2,519	2,577	5,080	2,502	2,578	31	15	16	...	...	...	...	...	...	...	...	...	...	...	...	...	...	...	...	...	...	...	...	...
	Total	109,045	55,028	54,017	106,345	50,805	50,540	6,772	3,401	3,371	1,455	1,444	493	272	220	...	...	...	...	...	...	...	...	...	...	...	...	...	...	...	...
	Coranada Munpy.	48,090	23,504	24,586	44,787	21,879	22,908	2,361	1,252	1,029	457	565	2	2	...	...	...	...	...	...	...	...	...	...	...	...	...	...	...	...	...
	Rajahmundry do.	36,406	17,779	18,629	33,080	16,367	17,283	2,073	1,044	1,029	318	313	...	...	...	...	...	...	...	...	...	...	...	...	...	...	...	...	...	...	...
	Ellore	33,021	16,989	17,232	29,098	14,127	14,971	2,977	1,446	2,031	215	228	3	1	2	...	...	...	...	...	...	...	...	...	...	...	...	...	...	...	...
	Samalkot	16,016	7,911	8,104	15,039	7,391	7,648	731	350	381	170	75	...	...	...	...	...	...	...	...	...	...	...	...	...	...	...	...	...	...	...
	Pithapuram	13,220	6,268	6,952	12,234	5,802	6,432	941	447	494	45	49	...	...	...	...	...	...	...	...	...	...	...	...	...	...	...	...	...	...	...
	Poddapuram	12,069	6,129	6,480	12,065	5,810	6,216	506	263	243	38	31	...	...	...	...	...	...	...	...	...	...	...	...	...	...	...	...	...	...	...
	Palekola	10,948	5,178	5,670	10,413	4,971	5,442	171	81	90	...	...	...	...	...	...	...	...	...	...	...	...	...	...	...	...	...	...	...	...	...
	Dowlishveram	10,304	4,799	5,505	9,769	4,529	5,239	367	178	189	...	...	...	...	...	...	...	...	...	...	...	...	...	...	...	...	...	...	...	...	...
	Narasapur	10,379	4,978	5,301	9,920	4,573	4,707	883	359	524	116	10	...	...	...	...	...	...	...	...	...	...	...	...	...	...	...	...	...	...	...
	Annalapuram	9,510	4,539	4,971	9,010	4,278	4,632	462	220	272	...	...	...	...	...	...	...	...	...	...	...	...	...	...	...	...	...	...	...	...	...
	Tuni	8,842	4,158	4,684	8,625	3,960	4,523	245	121	124	...	...	...	...	...	...	...	...	...	...	...	...	...	...	...	...	...	...	...	...	...
GANDHAR.	Achanta	8,383	3,920	4,463	8,305	3,896	4,409	72	30	42	...	...	...	...	...	...	...	...	...	...	...	...	...	...	...	...	...	...	...	...	...
	Mandapeta	8,380	4,007	4,383	8,252	4,038	4,214	102	50	52	...	...	...	...	...	...	...	...	...	...	...	...	...	...	...	...	...	...	...	...	...
	Total	226,414	109,648	116,766	210,347	101,729	108,618	12,841	6,341	6,500	1,548	1,637	13	6	7	...	...	...	...	...	...	...	...	...	...	...	...	...	...	...	...

\* Including cantonment.



TABLE V.

Towns arranged territorially, with Population by Religion—continued.

DISTRICT OR STATE.	TOWN.	POPULATION.			HINDU.			MUSALMAN.			CHRISTIAN.			ANIMISTIC.			JAIN.			PARSI.			BUD.-DHIST.			JEW.			OTHERS.		
		Persons.	Males.	Females.	Persons.	Males.	Females.	Persons.	Males.	Females.	Persons.	Males.	Females.	Persons.	Males.	Females.	Persons.	Males.	Females.	Persons.	Males.	Females.	Persons.	Males.	Females.	Persons.	Males.	Females.			
KISTKA.	Masulipatam Municipality.	39,507	19,007	20,440	34,126	16,492	17,034	4,635	2,197	2,438	714	358	356	30	18	12	...	...	...	1	1	...	1	1	...	...	...	...	...		
	Guntur do.	30,833	15,628	15,205	22,643	11,597	11,246	6,926	3,484	3,442	1,060	545	515	...	...	...	...	...	...	...	...	...	...	...	...	...	...	...	...		
	Bewada do.	24,224	12,440	11,775	20,377	10,426	9,651	3,194	1,682	1,512	605	305	300	...	...	...	36	28	...	4	2	...	...	...	...	...	...	...			
	Chirala ...	16,264	8,023	8,241	15,428	7,616	7,812	658	300	352	178	101	77	...	...	...	...	...	...	...	...	...	...	...	...	...	...	...			
	Tenali ...	10,204	5,259	4,915	9,285	4,786	4,399	631	352	279	208	112	96	...	...	...	...	...	...	...	...	...	...	...	...	...	...	...			
	Venkatapur ...	9,547	4,678	4,869	8,696	4,302	4,396	814	353	461	35	23	12	...	...	...	...	...	...	...	...	...	...	...	...	...	...	...			
	Naravud ...	9,015	4,445	4,570	7,731	3,806	3,925	1,248	617	631	36	22	14	...	...	...	...	...	...	...	...	...	...	...	...	...	...	...			
	Hapatla ...	8,695	4,283	4,312	7,091	3,809	3,882	668	350	318	236	124	112	...	...	...	...	...	...	...	...	...	...	...	...	...	...	...			
	Jaggayyapeta ...	8,432	4,044	4,388	7,710	3,680	4,030	719	302	357	3	2	1	...	...	...	...	...	...	...	...	...	...	...	...	...	...	...			
	Mangalagiri ...	7,702	3,802	3,940	6,626	3,305	3,321	898	454	434	188	103	85	...	...	...	...	...	...	...	...	...	...	...	...	...	...	...			
NELLORE.	Vinukonda ...	7,266	3,543	3,723	5,349	2,591	2,758	1,595	775	820	322	177	145	...	...	...	...	...	...	...	...	...	...	...	...	...	...	...			
	Narasaraopet ...	7,108	3,009	3,400	5,687	2,863	2,824	1,040	544	466	381	202	179	...	...	...	...	...	...	...	...	...	...	...	...	...	...	...			
	Guduvada ...	6,719	3,303	3,413	5,412	2,679	2,733	1,076	511	565	231	115	115	...	...	...	...	...	...	...	...	...	...	...	...	...	...	...			
	Total ...	185,416	92,226	93,190	155,963	77,952	79,011	24,092	11,987	12,105	4,197	2,190	2,007	110	57	53	36	28	...	8	17	11	6	1	...	...	...	...			
	Nellore Mumpy.	32,040	15,507	16,533	22,515	10,793	11,722	5,786	2,878	2,908	1,025	481	544	...	...	...	...	...	...	...	...	...	...	...	...	...	...	...			
	Gudur ...	17,951	8,721	8,530	15,611	7,897	7,714	1,497	751	746	141	71	70	...	...	...	...	...	...	...	...	...	...	...	...	...	...	...			
	Venkatagiri ...	13,302	6,453	6,849	11,525	5,500	5,965	1,703	857	846	74	36	38	...	...	...	...	...	...	...	...	...	...	...	...	...	...	...			
	Ongole Mumpy.	12,664	6,416	6,448	9,789	4,839	4,920	1,268	632	635	1,905	913	892	...	...	...	...	...	...	...	...	...	...	...	...	...	...	...			
	Kondakur ...	9,669	4,822	4,747	7,932	3,906	3,936	1,469	754	735	148	72	76	...	...	...	...	...	...	...	...	...	...	...	...	...	...	...			
	Kavali ...	8,635	4,309	4,296	7,696	3,891	3,805	849	429	420	90	49	41	...	...	...	...	...	...	...	...	...	...	...	...	...	...	...			
CUDAPAH.	Allara-Kottapatam.	7,626	3,776	3,850	6,905	3,350	3,455	425	220	199	396	200	190	...	...	...	...	...	...	...	...	...	...	...	...	...	...	...			
	Alluru ...	7,627	3,780	3,747	5,447	2,702	2,745	683	353	330	265	139	126	...	...	...	...	...	...	...	...	...	...	...	...	...	...	...			
	Addanki ...	7,230	3,663	3,567	6,571	3,310	3,261	197	101	96	462	262	210	...	...	...	...	...	...	...	...	...	...	...	...	...	...	...			
	Kanigiri ...	6,628	2,735	2,792	4,323	2,153	2,170	935	436	490	270	147	123	...	...	...	...	...	...	...	...	...	...	...	...	...	...	...			
	Total ...	121,572	60,243	61,329	98,214	48,521	49,693	14,832	7,417	7,415	4,676	2,360	2,316	3,846	1,941	1,905	...	...	...	4	4	...	...	...	...	...	...	...			
	Cuddapah Mumpy.	16,432	8,045	8,386	8,769	4,287	4,482	7,449	3,633	3,816	207	119	88	...	...	...	...	...	...	...	...	...	...	...	...	...	...	...			
	Bemampeta ...	15,287	7,639	7,648	13,724	6,847	6,877	1,525	768	757	38	24	14	...	...	...	...	...	...	...	...	...	...	...	...	...	...	...			
	Proddatur ...	14,370	7,109	7,261	10,536	5,152	5,384	3,460	1,759	1,691	384	198	186	...	...	...	...	...	...	...	...	...	...	...	...	...	...	...			
	Madanapalle ...	14,084	7,036	7,048	11,858	5,934	5,924	1,959	976	963	262	139	139	...	...	...	...	...	...	...	...	...	...	...	...	...	...	...			
	Jammalamadugu ...	13,852	6,954	6,898	11,939	5,580	5,459	2,252	1,136	1,116	559	236	223	...	...	...	...	...	...	...	...	...	...	...	...	...	...	...			
CUDAPAH.	Badvel ...	10,883	5,394	5,489	9,532	4,701	4,831	1,250	636	614	88	50	38	...	...	...	...	...	...	...	...	...	...	...	...	...	...	...			
	Vempalle ...	10,793	5,475	5,318	8,888	4,480	4,408	1,617	940	871	88	49	39	...	...	...	...	...	...	...	...	...	...	...	...	...	...	...			
	Kadiri ...	10,493	5,170	5,323	7,418	3,655	3,763	3,034	1,497	1,537	41	18	23	...	...	...	...	...	...	...	...	...	...	...	...	...	...	...			
	Rayachoti ...	7,123	3,533	3,560	4,454	2,210	2,244	1,337	1,407	1,337	19	10	9	...	...	...	...	...	...	...	...	...	...	...	...	...	...	...			
	Porumamilla ...	5,522	2,700	2,792	4,607	2,305	2,302	896	446	450	19	9	10	...	...	...	...	...	...	...	...	...	...	...	...	...	...	...			
	Total ...	118,839	59,116	59,723	90,825	45,151	45,674	26,282	13,110	13,172	1,705	836	809	13	7	6	9	9	...	...	...	...	...	...	...	...	...	...			



Table V.

TOWNS  
BY RELIGION.

18

TABLE V.

Towns arranged territorially, with Population by Religion—continued.

DISTRICT OR STATE.	TOWN.	POPULATION.			HINDU.			MUSALMAN.			CHRISTIAN.			ANIMISTIC.			JAIN.			PARSI.			BUD-DHIST.			JEW.			OTHERS.		
		Persons.	Males.	Females.	Persons.	Males.	Females.	Persons.	Males.	Females.	Persons.	Males.	Females.	Persons.	Males.	Females.	Persons.	Males.	Females.	Persons.	Males.	Females.	Persons.	Males.	Females.	Persons.	Males.	Females.	Persons.	Males.	Females.
KURNOOL.	Kurnool Muncy.	25,376	12,464	12,912	12,693	6,305	6,518	12,094	5,884	6,210	369	200	169	...	...	...	19	6	7	17	9	8	...	...	...	...	...	...	...	...	...
	Nandyal do.	15,137	7,531	7,606	9,459	4,988	4,771	5,224	2,536	2,688	453	306	147	...	...	...	1	1	...	...	...	...	...	...	...	...	...	...	...	...	...
	Cumbum ...	6,592	3,071	3,431	3,752	1,777	2,005	2,615	1,292	1,313	205	192	113	...	...	...	...	...	...	...	...	...	...	...	...	...	...	...	...	...	...
	Total ...	47,015	23,165	23,849	26,124	12,890	13,294	19,833	9,722	10,111	1,027	508	429	...	...	...	14	7	7	17	9	8	...	...	...	...	...	...	...	...	...
Bellary.	Bellary Muncy.*	56,247	29,699	28,548	35,220	17,597	17,023	18,768	9,741	9,027	3,966	2,143	1,823	...	...	...	277	210	67	16	8	8	...	...	...	...	...	...	...	...	...
	Adda do.	30,416	15,468	14,942	18,869	9,589	9,300	11,299	5,741	5,558	141	75	66	...	...	...	86	62	24	1	1	...	...	...	...	...	...	...	...	...	...
	Hospeh	18,482	9,289	9,193	15,116	7,511	7,005	3,194	1,081	1,513	93	52	41	...	...	...	79	45	34	...	...	...	...	...	...	...	...	...	...	...	...
	Yemanganuru	13,890	6,946	6,924	11,043	5,515	5,528	2,770	1,413	1,357	2	1	1	...	...	...	21	10	11	...	...	...	...	...	...	...	...	...	...	...	...
	Rayadurg	10,488	5,212	5,275	8,357	4,132	4,225	2,096	1,030	1,038	21	14	7	...	...	...	12	7	5	...	...	...	...	...	...	...	...	...	...	...	...
	Kempe	9,593	5,032	4,771	7,662	3,861	3,701	2,197	1,138	1,069	1	1	...	...	...	...	43	32	11	...	...	...	...	...	...	...	...	...	...	...	...
	Harpanahalli	9,320	4,708	4,612	7,083	3,549	3,534	2,010	1,044	965	...	...	...	...	...	...	227	115	112	...	...	...	...	...	...	...	...	...	...	...	...
	Kongu	7,748	3,982	3,765	7,065	3,510	3,445	667	356	311	23	14	9	...	...	...	...	...	...	...	...	...	...	...	...	...	...	...	...	...	...
	Kolliat	6,996	3,461	3,535	6,409	3,251	3,251	537	273	264	8	5	3	...	...	...	2	2	...	...	...	...	...	...	...	...	...	...	...	...	...
	Siruguppa ...	5,805	2,868	2,937	3,700	1,824	1,875	2,101	1,043	1,058	4	1	3	...	...	...	42	25	17	...	...	...	...	...	...	...	...	...	...	...	...
	Total ...	171,195	86,686	84,509	120,435	60,345	60,089	45,641	23,490	22,151	4,259	2,305	1,953	...	...	...	789	508	281	17	9	8	...	...	...	...	...	...	...	...	...
ANANTAPUR.	Hiadapur ...	19,475	10,084	9,491	16,793	8,570	8,163	2,762	1,464	1,298	44	22	22	...	...	...	46	28	18	...	...	...	...	...	...	...	...	...	...	...	...
	Tadipatri	10,959	6,350	6,509	7,116	3,513	3,503	3,692	1,711	1,981	19	12	7	...	...	...	...	...	...	...	...	...	...	...	...	...	...	...	...	...	...
	Madakasira	10,666	5,371	5,295	9,890	4,974	4,846	773	367	406	15	6	9	...	...	...	...	...	...	...	...	...	...	...	...	...	...	...	...	...	...
	Dharmavarum	10,558	5,441	5,217	9,272	4,743	4,520	1,200	606	594	150	72	78	...	...	...	...	...	...	...	...	...	...	...	...	...	...	...	...	...	...
	Pamidi	10,957	5,373	5,284	8,791	4,388	4,353	1,794	891	903	71	44	27	...	...	...	...	...	...	...	...	...	...	...	...	...	...	...	...	...	...
	Gooty	9,682	4,907	4,685	6,570	3,336	3,234	2,434	1,243	1,191	635	309	293	...	...	...	...	...	...	...	...	...	...	...	...	...	...	...	...	...	...
	Uravakonda	9,385	4,670	4,715	7,080	3,760	3,900	1,696	883	815	...	...	...	...	...	...	...	...	...	...	...	...	...	...	...	...	...	...	...	...	...
	Kalyandurg	8,815	4,502	4,213	8,113	4,227	3,886	678	358	320	10	6	4	...	...	...	...	...	...	...	...	...	...	...	...	...	...	...	...	...	...
	Anantapur Muncy.	7,938	4,078	3,860	6,583	2,860	2,723	2,271	1,171	1,100	82	45	37	...	...	...	...	...	...	...	...	...	...	...	...	...	...	...	...	...	...
	Yadri	7,989	3,742	3,647	6,161	3,131	3,030	1,131	561	570	68	44	44	...	...	...	...	...	...	...	...	...	...	...	...	...	...	...	...	...	...
	Penutonda	6,806	3,409	3,397	4,866	2,454	2,432	1,752	861	891	78	44	34	...	...	...	...	...	...	...	...	...	...	...	...	...	...	...	...	...	...
MADRAS.	Total ...	112,430	57,117	55,313	90,725	46,126	44,529	30,175	10,116	10,059	1,192	694	498	...	...	...	74	48	26	10	2	8	...	...	...	...	...	...	...	...	...
	Madras Muncy.	509,346	250,730	252,616	410,648	207,286	203,862	57,931	29,105	28,226	40,968	20,065	20,893	...	...	...	...	...	...	...	...	...	...	...	...	...	...	...	...	...	...
	Total ...	509,346	250,730	252,616	410,648	207,286	203,862	57,931	29,105	28,226	40,968	20,065	20,893	...	...	...	...	...	...	...	...	...	...	...	...	...	...	...	...	...	...

\* Including cantonment.



TABLE V.

Towns arranged territorially, with Population by Religion--continued.

DISTRICT OR STATE.	TOWN.	POPULATION.			HINDU.			MUSALMAN.			CHRISTIAN.			ANIMISTIC.			JAIN.			PARSI.			BUD.-DHIST.			JEW.			OTHERS.		
		Persons.	Males.	Females.	Persons.	Males.	Females.	Persons.	Males.	Females.	Persons.	Males.	Females.	Persons.	Males.	Females.	Persons.	Males.	Females.	Persons.	Males.	Females.	Persons.	Males.	Females.	Persons.	Males.	Females.			
CHINGALEPT.	Conjeevaram Mump.	46,164	22,533	23,631	44,684	21,734	22,950	1,313	691	622	49	34	15				118	74	44												
	Sombiam	17,667	8,876	8,691	16,892	8,031	7,861	928	327	301	1,028	511	517				3	1	2	6	10										
	Tiruvottiyar	16,919	8,536	7,383	16,199	8,083	7,116	481	369	172	239	144	95				81	45	38												
	St. Thomas' Mount*	18,071	7,023	7,048	10,564	5,030	5,498	2,275	1,210	1,065	2,855	1,295	1,340				13	8	5												
	Poonmallee	15,323	7,032	7,091	12,857	6,349	6,508	1,857	930	927	596	345	251																		
	Saidapet	14,354	7,353	7,001	13,447	6,833	6,014	676	353	319	132	64	68																		
	Chingleput Mump.	10,551	5,302	5,249	9,374	4,676	4,698	791	394	397	386	232	154																		
	Uttaram Var	10,432	5,244	5,188	9,823	4,923	4,897	127	64	63																					
	Tiruvallur	9,092	4,476	4,616	8,360	4,090	4,264	613	318	295	482	254	228				6	4	2												
	Pallavaram	6,416	3,331	3,085	4,771	2,458	2,313	1,034	602	432	605	267	338																		
NORTH ARCOT.	Maduravaram	6,306	3,002	3,174	5,706	2,824	2,882	276	139	139	263	129	153																		
	Tirukallickuram	5,728	2,834	2,894	5,616	2,780	2,838	105	60	50	6	5																			
	Sripocumbadur	5,481	2,674	2,807	6,330	2,993	2,727	124	60	64	27	11	16																		
	Pulicat	5,448	2,640	2,802	4,146	2,045	2,101	1,038	457	581	264	144	120																		
	Choyur	5,210	2,640	2,570	4,753	2,397	2,356	57	37	20	400	206	194																		
	Total	189,422	94,662	94,760	170,524	84,901	85,623	11,396	5,943	5,453	7,249	3,703	3,546				221	132	89	16	6	10	9	5	4				7	2	5
SALAM.	Vellore Municipality.	43,637	20,514	23,023	31,048	14,635	16,413	11,210	5,298	5,912	1,256	564	692				19	14	5												
	Gudiyartam do.	21,336	10,203	11,072	17,605	8,501	9,104	3,657	1,725	1,932	73	37	36																		
	Ambur	15,903	7,402	8,441	8,822	4,320	4,502	7,073	3,137	3,936	8	5	3																		
	Tirupattur Mump.	15,465	7,541	7,944	14,536	7,026	7,510	840	442	398	100	67	33				9	6	3												
	Kalainadi	11,992	5,798	6,284	10,491	4,980	5,511	1,398	685	713	75	30	45																		
	Chittoor	10,893	5,168	5,725	8,888	4,227	4,661	1,832	866	966	172	74	98				1	1													
	Arcoi	10,734	5,149	5,583	9,175	4,420	4,746	1,492	676	776	107	44	63																		
	Wahajpet Mump.	10,667	4,829	5,238	9,103	4,367	4,716	946	433	513	18	9	9				6	4	2												
	Polar	9,206	4,427	4,779	7,038	3,419	3,619	1,900	870	1,030	262	134	128																		
	Raniyatal	7,607	3,746	3,811	6,899	2,952	3,038	1,323	702	621	394	142	252																		
SALAM.	Solinghur	6,442	3,274	3,168	6,096	3,008	2,907	216	106	106	131	70	61																		
	Punganur	6,363	3,025	3,328	4,563	2,195	2,368	1,668	774	894	122	56	66																		
	Total	169,654	81,156	88,398	193,254	64,163	69,095	33,615	15,714	17,901	2,718	1,232	1,486				28	13	15												
SALAM.	Salem Municipality.	70,621	34,337	36,284	63,444	30,840	32,605	5,811	2,843	2,908	1,365	644	721				1	1													
	Tirupattur Mump.	18,689	8,898	9,831	11,622	5,576	6,043	6,846	3,176	3,672	219	103	116																		
	Sédaungalam	13,684	6,391	7,193	12,604	5,917	6,687	853	421	432	127	53	74																		
	Vaniyambadi Mump.	12,005	5,467	6,538	8,365	2,191	2,194	7,594	3,258	4,336	26	18	8																		

\* Including cantonment.



Table V.

TOWNS  
BY RELIGION.

20

TABLE V.

Towns arranged territorially, with Population by Religion—continued.

DISTRICT OR STATE.	TOWN.	POPULATION.			HINDU.			MUSALMAN.			CHRISTIAN.			ANIMISTIC.			JAIN.			PARSI.			BUD- DHIST.			JEW.			OTHERS.		
		Persons.	Males.	Females.	Persons.	Males.	Females.	Persons.	Males.	Females.	Persons.	Males.	Females.	Persons.	Males.	Females.	Persons.	Males.	Females.	Persons.	Males.	Females.	Persons.	Males.	Females.	Persons.	Males.	Females.			
MALAKA DISTRICT.	Tiruchengódta	8,196	3,983	4,213	7,878	3,815	4,063	292	136	136	26	12	14																		
	Dharmapuri	8,102	3,833	4,269	7,070	3,308	3,762	1,001	511	490	31	14	17																		
	Namakkal	6,843	3,383	3,460	5,949	2,950	2,999	853	414	439	41	10	22																		
	Hovár	6,695	3,295	3,400	5,843	2,868	2,975	775	386	389	77	42	35																		
	Total	176,386	84,777	91,609	145,762	70,476	75,276	28,225	13,181	15,044	2,382	1,117	1,265		7	3	4														
COIMBATORE.	Coimbatore Munsy.	63,080	25,913	27,167	45,070	21,971	23,090	4,129	2,101	2,028	3,869	1,833	2,036	3	2	1	8	5	3	1	1										
	Dharmapuri	17,178	8,276	8,902	14,579	7,053	7,526	2,157	1,019	1,138	442	204	238																		
	Erode Municipality.	15,529	7,714	7,815	12,984	6,474	6,510	1,882	942	940	657	293	304				6	5	1												
	Kollegal	13,729	6,685	7,044	12,769	6,222	6,547	825	423	399	134	36	98				1														
	Karúr Municipality.	12,769	6,321	6,448	11,229	5,537	5,692	1,023	527	496	617	257	290																		
	Udumalpet	10,503	5,102	5,401	9,082	4,419	4,663	1,360	654	706	61	29	32																		
	Gólochetripálayam.	10,227	5,050	5,177	9,869	4,854	5,015	324	174	156	34	22	12																		
	Pollachi	8,958	4,300	4,652	8,155	4,003	4,152	645	320	325	158	73	85																		
	Bhaváni	8,937	4,242	4,695	8,418	4,119	4,299	178	99	79	41	24	17																		
	Tiruppur	6,056	2,998	3,058	4,780	2,389	2,371	1,278	600	678	18	9	9																		
	Total	156,666	76,697	79,969	136,915	67,041	69,874	13,801	6,892	6,909	5,931	2,780	3,151	3	2	1	15	11	4	1	1										
NILGIRIS.	Ootacamund Munsy.	16,596	9,666	8,930	10,770	5,814	4,956	2,378	1,328	1,050	5,345	2,469	2,876	69	44	25				32	11	21	2	2	2						
	Coonoor do.	8,525	4,517	4,008	5,297	2,882	2,415	898	524	374	2,327	1,108	1,219							1	1		2	2							
Total		27,121	14,183	12,938	16,067	8,696	7,371	3,276	1,852	1,424	7,672	3,577	4,095	69	44	25				33	12	21	4	2	2						
SOUTH ARCADE.	Cuddalore Munsy.	52,216	25,738	26,478	47,833	23,483	24,350	2,191	1,040	1,151	2,114	1,177	937				74	36	38				4	2	2						
	Chidambaram do.	19,999	9,631	10,278	18,627	8,998	9,629	1,199	589	610	77	40	37				6	4	2												
	Tiruvannamalai do.	17,099	8,416	8,683	14,981	7,356	7,645	1,932	1,003	929	153	78	75				3		3												
	Pannuti	16,206	7,729	7,477	13,783	6,994	6,789	1,325	688	637	96	45	51				2														
	Porto Novo	13,712	5,957	7,755	9,843	4,670	5,167	3,805	1,251	2,554	64	30	34																		
	Nellikuppam	13,137	6,590	6,547	9,584	4,809	4,775	3,337	1,664	1,673	163	86	77				63	31	22												
	Tindivanam	11,373	5,685	5,688	10,139	5,058	5,081	784	393	391	426	222	204				24	12	12												
	Villupuram	11,263	5,514	5,749	9,114	4,515	4,599	1,513	788	725	631	310	321																		
	Vridhachalam	9,433	4,808	4,625	8,815	4,469	4,346	566	325	201	31	13	18				1	1	1												
	Tirukkóvilúr	8,617	4,101	4,516	7,748	3,789	4,009	633	329	304	233	91	142				3	2	1												
	Total	171,935	84,329	87,606	150,467	74,076	76,391	17,305	8,070	9,235	3,988	2,092	1,896				166	88	78				4	2	2	1	4				



TABLE V.

Towns arranged territorially, with Population by Religion—continued.

DISTRICT OR STATE.	TOWN.	POPULATION.			HINDU.			MUSALMAN.			CHRISTIAN.			ANIMISTIC.			JAIN.			PARSI.			BUD.-DHIST.			JEW.			OTHERS.		
		Persons.	Males.	Females.	Persons.	Males.	Females.	Persons.	Males.	Females.	Persons.	Males.	Females.	Persons.	Males.	Females.	Persons.	Males.	Females.	Persons.	Males.	Females.	Persons.	Males.	Females.	Persons.	Males.	Females.			
TANJORE.	Kumbakonam Municipality.	59,673	28,650	31,023	56,131	26,935	29,196	2,183	1,045	1,138	1,372	622	650	...	...	87	48	39	...	...	...	...	...	...	...	...	...	...	...		
	Tanjore Muncy.	57,870	27,611	30,259	49,320	23,662	25,658	3,600	1,673	1,927	4,796	2,192	2,604	...	...	154	84	70	...	...	...	...	...	...	...	...	...	...	...		
	Nagapattinam Muncy.	57,190	26,540	30,650	36,731	18,846	19,885	12,683	4,858	7,825	6,760	2,323	2,687	...	...	3	1	2	...	...	...	...	...	...	...	...	...	...	...		
	Mayavaram do.	24,276	11,745	12,531	22,732	11,003	11,719	547	290	257	1,007	452	555	...	...	...	...	...	...	...	...	...	...	...	...	...	...	...	...		
	Mannargudi do.	20,449	9,961	10,488	19,105	9,258	9,847	651	326	325	540	303	237	...	...	153	74	79	...	...	...	...	...	...	...	...	...	...	...		
	Tiruvallur do.	15,436	7,308	8,128	13,208	6,384	6,824	2,078	848	1,230	135	68	67	...	...	15	8	7	...	...	...	...	...	...	...	...	...	...	...		
	Vedaranaiyam do.	14,138	6,818	7,320	12,353	6,150	6,203	1,611	578	1,033	120	61	50	...	...	54	29	25	...	...	...	...	...	...	...	...	...	...	...		
	Tirunelveli do.	13,142	5,955	7,187	9,988	4,490	5,498	1,274	511	763	1,880	654	926	...	...	...	...	...	...	...	...	...	...	...	...	...	...	...	...		
	Tiruvadamardur do.	11,237	5,331	5,906	10,427	4,978	5,449	655	277	378	155	70	79	...	...	...	...	...	...	...	...	...	...	...	...	...	...	...	...		
	Adirampattinam do.	10,494	4,671	5,823	4,809	2,326	2,483	5,623	2,319	3,304	62	26	36	...	...	...	...	...	...	...	...	...	...	...	...	...	...	...	...		
	Shivalli do.	9,722	4,846	4,876	8,717	4,327	4,390	578	294	284	427	225	202	...	...	...	...	...	...	...	...	...	...	...	...	...	...	...	...		
	Ayyampettai do.	9,454	4,505	4,949	8,784	4,183	4,601	238	110	128	432	212	220	...	...	...	...	...	...	...	...	...	...	...	...	...	...	...	...		
	Muttapet do.	9,099	4,698	5,031	4,649	2,208	2,441	4,329	1,792	2,537	121	68	78	...	...	...	...	...	...	...	...	...	...	...	...	...	...	...	...		
Tiruvadi do.	7,821	3,724	4,097	7,610	3,617	3,993	56	30	22	155	77	78	...	...	...	...	...	...	...	...	...	...	...	...	...	...	...	...			
Vallam do.	7,590	3,599	3,991	5,890	2,806	3,084	815	375	440	885	418	467	...	...	...	...	...	...	...	...	...	...	...	...	...	...	...	...			
Pattukkottai do.	7,504	3,636	3,868	6,809	3,000	3,809	284	143	149	411	192	219	...	...	...	...	...	...	...	...	...	...	...	...	...	...	...	...			
Nannilam do.	6,727	3,153	3,574	6,361	2,980	3,381	214	100	114	152	73	79	...	...	...	...	...	...	...	...	...	...	...	...	...	...	...	...			
Kudavai do.	5,419	2,622	2,797	5,195	2,492	2,643	250	115	135	34	15	19	...	...	...	...	...	...	...	...	...	...	...	...	...	...	...	...			
Tirutturalpundi do.	5,400	2,579	2,821	5,127	2,441	2,686	160	84	76	104	50	54	...	...	...	...	...	...	...	...	...	...	...	...	...	...	...	...			
TRICHINOPOLY.	Total ...	352,641	167,322	185,319	295,876	142,395	153,481	37,829	15,760	22,069	18,448	8,907	9,541	...	...	475	248	227	...	...	...	...	...	...	...	...	...	...	...		
	Trichinopoly Municipality.	104,721	51,215	53,506	70,927	37,492	39,435	13,259	6,577	6,682	14,512	7,133	7,379	...	...	15	10	5	...	...	...	...	...	...	...	...	...	...	...		
MADRAS.	Srirangam Muncy.	23,039	10,943	12,096	22,834	10,837	11,997	42	25	17	163	81	82	...	...	...	...	...	...	...	...	...	...	...	...	...	...	...	...		
	Turaiyur do.	12,870	6,165	6,705	12,496	5,963	6,533	307	150	151	77	46	31	...	...	...	...	...	...	...	...	...	...	...	...	...	...	...	...		
	Udaiyarpalayam do.	7,553	3,629	3,924	7,080	3,401	3,679	448	216	232	26	12	13	...	...	...	...	...	...	...	...	...	...	...	...	...	...	...	...		
	Ariyalur do.	7,370	3,520	3,850	7,137	3,390	3,747	174	94	80	59	36	23	...	...	...	...	...	...	...	...	...	...	...	...	...	...	...	...		
	Total ...	156,553	75,472	80,081	126,464	61,063	65,381	14,230	7,068	7,162	14,836	7,308	7,528	...	...	15	10	5	...	...	...	...	...	...	...	...	...	...	...		
	Madurai Muncy.	105,984	52,067	53,917	93,103	46,325	46,778	9,122	4,617	4,505	3,750	1,710	2,031	...	...	...	...	...	...	...	...	...	...	...	...	...	...	...	...		
	Dindigul do.	25,182	12,028	12,554	18,060	9,009	8,992	3,175	1,631	1,544	3,947	1,929	2,018	...	...	...	...	...	...	...	...	...	...	...	...	...	...	...	...		
	Aruppukottai do.	23,633	11,551	12,082	22,373	10,958	11,415	822	372	450	438	221	217	...	...	...	...	...	...	...	...	...	...	...	...	...	...	...	...		
	Bédinayakankur do.	22,209	10,770	11,439	20,566	9,953	10,613	1,168	589	579	475	238	247	...	...	...	...	...	...	...	...	...	...	...	...	...	...	...	...		
	Poriyakulam Muncy.	17,960	8,502	9,458	15,389	7,345	8,044	1,553	765	788	1,018	492	526	...	...	...	...	...	...	...	...	...	...	...	...	...	...	...	...		
	Palni do.	17,169	8,097	9,071	16,031	7,952	8,079	1,726	815	911	411	203	298	...	...	...	...	...	...	...	...	...	...	...	...	...	...	...	...		
	Paramagudi do.	16,134	7,955	8,179	14,472	7,158	7,314	1,417	685	732	245	112	133	...	...	...	...	...	...	...	...	...	...	...	...	...	...	...	...		
	Ramad do.	14,546	6,918	7,628	11,942	5,996	6,276	2,070	965	1,105	534	287	247	...	...	...	...	...	...	...	...	...	...	...	...	...	...	...	...		
Karikkudi do.	11,801	5,504	6,297	11,347	5,363	6,084	385	203	182	69	38	31	...	...	...	...	...	...	...	...	...	...	...	...	...	...	...	...			
Kilakarai do.	11,078	4,457	6,621	2,645	1,274	1,371	7,891	2,970	4,915	542	207	335	...	...	...	...	...	...	...	...	...	...	...	...	...	...	...	...			
Mélor do.	10,100	4,859	5,241	8,856	4,246	4,611	1,047	508	539	197	106	91	...	...	...	...	...	...	...	...	...	...	...	...	...	...	...	...			

\* Including cantonment.



Table V.

TOWNS  
BY RELIGION.

22

TABLE V.

Towns arranged territorially, with Population by Religion—continued.

DISTRICT OR	TOWN.	POPULATION.			HINDU.			MUSALMAN.			CHRISTIAN.			ANIMISTIC.			JAIN.			PARSI.			BUD.-DHIST.			JEW.			OTHERS.		
		Persons.	Males.	Females.	Persons.	Males.	Females.	Persons.	Males.	Females.	Persons.	Males.	Females.	Persons.	Males.	Females.	Persons.	Males.	Females.	Persons.	Males.	Females.	Persons.	Males.	Females.	Persons.	Males.	Females.	Persons.	Males.	Females.
MADRAS—cont.	Uttamapaliyam ...	10,009	4,232	5,077	6,871	3,390	3,481	2,187	1,079	1,108	951	463	488																		
	Dénakóttai ...	9,503	4,280	5,223	8,792	3,880	4,872	711	346	365	40	34	16																		
	Sivaganga ...	9,097	4,333	4,714	8,133	3,807	4,266	831	401	430	132	64	68																		
	Tirumangalam ...	8,694	4,204	4,090	7,471	3,665	3,906	1,237	541	696	186	98	88																		
	Amráman ...	7,333	2,872	4,461	3,739	1,651	2,088	3,596	1,218	2,378	3	3																			
	Kamudi ...	6,854	3,015	3,839	4,457	2,104	2,353	2,112	787	1,325	285	124	161																		
	Pánésvaran ...	6,632	3,340	3,293	5,879	2,983	2,896	301	139	162	452	227	225																		
	Tirupattūr ...	5,881	2,805	2,886	4,951	2,075	2,176	1,482	746	736	148	74	74																		
	Pálayampatti ...	4,967	2,323	2,644	4,383	2,203	2,590		56	24	84	30	54																		
	Kodakómal Mumpý.	1,912	1,051	861	679	484	205	80			953	511	442																		
Total ...		346,862	167,132	179,730	285,099	140,523	148,573	42,913	19,439	23,474	14,860	7,100	7,700																		
TINNEVELLY.	Tinnevely Mumpý.	40,469	19,052	21,417	34,684	16,349	18,315	4,998	2,330	2,668	807	373	434																		
	Palamcottah do.	39,545	18,388	21,157	23,548	11,155	12,392	13,062	5,885	7,167	2,945	1,347	1,598																		
	Tuticórin do.	28,048	13,953	14,095	18,418	9,337	9,081	1,094	936	758	7,936	3,680	4,256																		
	Sévilipattūr do.	26,382	12,897	13,485	24,943	12,222	12,721	605	259	347	933	416	517																		
	Tiruchendúr	26,056	10,953	9,103	23,338	15,635	7,703	190	180	10	2,628	1,138	1,390																		
	Paipálayam	25,360	12,639	12,721	24,085	12,052	12,043	1,014	475	539	251	112	120																		
	Kalasárapatnam.	19,898	8,391	11,507	10,051	4,739	5,312	5,473	1,773	3,700	4,374	1,879	2,405																		
	Sivagiri	18,150	8,948	9,202	16,983	8,394	8,589	626	289	337	541	295	276																		
	Tenkási	16,128	8,622	9,506	13,722	6,553	7,163	4,232	1,977	2,255	174	86	88																		
	Viravannálúr	17,327	8,147	9,180	15,820	7,414	8,406	898	444	454	609	280	320																		
	Virudupattí	16,637	8,033	8,744	15,366	7,405	7,961	1,111	459	652	420	220	191																		
	Sankaranayinarkóvil.	16,775	8,383	8,392	16,913	7,923	7,990	729	376	353	133	84	40																		
	Kallidákuricchi	14,913	6,963	7,950	13,026	6,001	7,025	1,707	871	836	180	91	89																		
	Sétúr	14,328	7,000	7,202	14,020	6,916	7,104	114	64	50	194	86	108																		
	Kudayannálúr	13,939	6,778	7,161	19,034	4,851	5,183	3,881	1,916	1,965	24	11	13																		
	Sérmádévi	13,474	6,276	7,198	12,004	5,882	6,122	396	177	210	474	217	267																		
	Vartúrýiruppan	13,131	6,391	6,740	12,737	6,194	6,543	83	16	17	361	181	180																		
	Sivakási	13,021	6,199	6,822	11,582	6,551	6,031	1,217	530	687	222	118	104																		
	Amásamundram	12,889	6,205	6,684	12,375	5,895	6,380	381	197	184	213	113	100																		
	Sérandai	11,810	5,930	5,880	10,783	5,365	5,418	439	216	223	588	349	239																		
	Káyalpatnam	11,746	4,710	7,036	5,102	2,498	2,604	6,382	2,063	4,319	262	140	113																		
	Srivalkuntam	10,550	4,764	5,786	9,605	4,386	5,219	597	221	370	348	157	161																		
	Éttúppuram	8,788	4,384	4,404	9,228	4,093	4,135	458	234	224	102	57	45																		
	Sátúr	7,870	3,918	3,952	6,618	3,304	3,314	638	305	333	614	309	305																		
	Sátánnkulam	6,953	3,075	3,878	5,233	2,359	2,874	657	213	444	1,063	503	550																		
	Vadakká Valliyúr.	6,903	3,302	3,601	6,408	3,056	3,352	67	30	27	438	216	222																		
	Álvár Tirunagarí	6,630	3,149	3,481	5,737	2,707	2,970	742	305	437	151	77	74																		
	Nángunéri	6,580	3,117	3,463	6,195	2,918	3,277	58	38	20	327	151	166																		
	Siruttondanallúr	6,099	2,805	3,294	4,197	2,028	2,169	1,372	506	866	530	271	259																		
Total ...		472,679	229,408	243,081	391,186	193,249	197,936	63,662	23,285	30,367	27,742	12,964	14,778																		

\* Of these 8,599 persons (6,888 males and 1,708 females) were travellers by road.



TABLE V.

Towns arranged territorially, with Population by Religion—*continued*.

DISTRICT OR STATE.	TOWN.	POPULATION.			HINDU.			MUSALMAN.			CHRISTIAN.			ANIMISTIC.			JAIN.			PARSI.			BUD-DHIST.			JEW.			OTHERS.			
		Persons.	Males.	Females.	Persons.	Males.	Females.	Persons.	Males.	Females.	Persons.	Males.	Females.	Persons.	Males.	Females.	Persons.	Males.	Females.	Persons.	Males.	Females.	Persons.	Males.	Females.	Persons.	Males.	Females.				
MALABAR.	Calicut Municipality.*	76,981	39,986	36,995	42,744	22,349	20,395	30,158	15,930	14,528	4,007	1,969	2,038	...	...	...	2	2	...	69	35	34	...	...	...	...	...	...	1	1		
	Palghat do.	44,177	21,673	22,504	37,985	18,276	19,009	5,835	2,767	2,768	1,342	617	725	...	...	...	15	13	2	...	...	...	...	...	...	...	...	...	...	...		
	Tallicherry do.	27,883	13,557	14,326	16,252	7,493	7,759	10,958	5,308	5,650	1,871	854	817	...	...	...	...	...	...	...	...	...	...	...	...	...	...	...	2	2		
	Cannanore do.*	27,811	13,711	14,100	11,711	5,717	5,994	12,893	6,461	6,432	3,180	1,523	1,657	...	...	...	...	...	...	27	10	17	...	...	...	...	...	...	...	...		
	Cochin do.	19,274	10,335	8,939	6,075	2,918	2,157	4,210	2,398	1,812	9,993	5,005	4,957	...	...	...	...	...	...	...	...	...	6	5	...	20	7	13	1	1		
	Badagara ...	11,319	5,886	5,433	5,976	3,209	2,707	5,223	2,605	2,617	113	65	48	...	...	...	...	...	...	...	...	...	...	...	...	...	...	...	...	...	...	
	Ponnani ...	10,562	5,281	5,281	409	293	113	10,118	4,956	5,162	35	29	6	...	...	...	...	...	...	...	...	...	...	...	...	...	...	...	...	...	...	
	Total ...	218,007	110,529	107,478	118,452	60,258	58,194	79,095	40,126	38,969	20,311	10,063	10,248	...	...	...	24	21	3	96	45	51	5	5	...	20	7	13	4	4		
SOUTH CANARA.	Mangalore Municipality.	44,108	22,501	21,607	25,312	13,013	12,299	7,149	4,067	3,082	11,304	5,391	6,213	...	...	...	...	...	...	...	...	...	...	...	...	...	...	...	...	...	...	
	Udupi ...	8,041	4,103	3,938	6,614	3,273	3,341	642	369	273	780	456	324	...	...	...	31	22	9	12	8	4	...	...	...	...	...	...	...	...	...	
	Total ...	52,149	26,604	25,545	31,926	16,286	15,640	7,791	4,436	3,355	12,384	5,847	6,537	...	...	...	36	27	9	12	8	4	...	...	...	...	...	...	...	...	...	
PUDUCHÉRI STATE.	Total, British Territory.]	4,276,178	2,097,632	2,177,486	3,490,343	1,716,479	1,773,864	573,570	277,723	225,847	203,516	99,236	104,280	5,046	2,598	2,448	2,212	1,379	833	311	162	140	119	84	35	44	21	23	17	10	7	
	Pudukkóttai ...	20,347	9,940	10,398	16,459	9,010	9,440	1,344	675	669	544	264	280	...	...	...	...	...	...	...	...	...	...	...	...	...	...	...	...	...	...	...
	Total Feudatories.]	20,347	9,940	10,398	16,459	9,010	9,440	1,344	675	669	544	264	280	...	...	...	...	...	...	...	...	...	...	...	...	...	...	...	...	...	...	...
	Grand Total ...	4,295,526	2,107,641	2,187,884	3,508,802	1,725,489	1,783,313	574,914	278,398	226,516	204,060	99,500	104,500	5,046	2,598	2,448	2,212	1,379	833	311	162	140	119	84	35	44	21	23	17	10	7	

\* Including cantonment.

Table V.  
TOWNS  
BY RELIGION.





---

TABLE VI.

---

RELIGION.

---



Table VI.

## RELIGION.

26

TABLE VI.

## Religion.

DISTRICT OR STATE.	POPULATION.			HINDU.			MUSALMAN.			CHRISTIAN.			ANIMISTIC.		
	Persons.	Males.	Females.	Persons.	Males.	Females.	Persons.	Males.	Females.	Persons.	Males.	Females.	Persons.	Males.	Females.
1	10	3	4	5	6	7	8	9	10	11	12	13	14	15	16
1. GANJAM ...	1,689,142	799,405	889,737	1,619,654	761,669	857,985	5,908	2,959	2,949	2,426	1,129	1,207	61,149	30,643	30,506
AGENCY, GANJAM ...	321,114	162,481	158,633	103,927	52,630	51,298	41	36	6	923	493	400	216,223	106,344	109,879
2. VIZAGAPATAM ...	2,082,662	1,017,223	1,065,439	2,006,926	979,118	1,026,808	22,476	10,934	11,542	4,191	2,092	2,090	49,934	24,760	25,174
AGENCY, VIZAGAPATAM ...	850,988	433,144	417,844	576,171	291,947	283,224	1,569	777	782	3,155	1,646	1,569	138,768	64,940	73,828
3. GONDAR ...	2,141,917	1,050,546	1,091,371	2,083,407	1,021,766	1,061,641	41,983	20,297	21,686	16,066	7,964	8,102	271,076	138,768	132,308
AGENCY, GONDAR ...	159,842	81,176	78,666	152,876	77,593	75,283	2,098	1,116	982	729	385	344	1,023	549	474
4. KISTNA ...	2,154,803	1,069,301	1,085,502	1,912,914	960,007	952,907	132,083	66,924	65,163	101,414	52,094	49,320	8,365	4,333	4,032
5. NELLORE ...	1,496,987	752,517	744,470	1,356,246	681,034	675,212	82,886	42,141	40,745	53,948	27,364	26,584	9,886	1,964	1,922
6. CUDUPAH ...	1,291,267	655,818	635,449	1,142,454	579,532	562,922	129,537	66,432	63,105	18,923	9,648	9,275	339	194	145
7. KURNOOL ...	872,055	440,615	431,440	728,782	367,713	361,069	107,626	54,887	52,739	34,043	17,178	16,805	1,559	814	745
8. BELLARY ...	947,214	480,876	466,338	844,915	427,755	417,160	95,482	49,337	46,145	5,066	2,725	2,340	307	102	165
9. ANANTAPUR ...	788,254	403,356	384,898	718,361	367,422	350,939	58,917	30,142	28,775	2,676	1,449	1,323	7,991	4,161	3,830
10. MADRAS ...	509,340	260,730	248,616	410,648	207,280	203,362	57,331	29,105	28,226	40,968	20,025	20,892	5	2	3
11. CHINGLPUT ...	1,312,132	661,431	650,691	1,255,257	632,200	623,057	30,010	15,540	14,470	26,466	13,481	12,985	5,153	2,621	2,532
12. NORTH ARCOT ...	2,207,712	1,100,816	1,106,896	2,008,386	1,032,735	1,035,651	103,038	60,235	52,803	22,964	11,188	11,776	...	...	...
13. SALEM ...	2,204,974	1,085,532	1,119,442	2,116,768	1,042,200	1,074,568	68,497	33,811	34,686	19,642	9,416	10,226	...	...	...
14. COMBATORE ...	2,201,762	1,083,423	1,118,339	2,128,068	1,046,353	1,079,715	50,745	24,442	26,303	18,867	9,126	9,761	5,841	3,043	2,898
15. NUTTAL ...	111,437	60,550	60,887	86,668	46,868	39,800	5,897	3,794	2,072	14,845	7,759	7,080	4,006	2,105	1,900
16. SOUTH ARCOT ...	2,349,894	1,168,167	1,181,727	2,212,548	1,100,274	1,112,274	64,976	32,181	32,795	66,465	32,785	33,680	...	...	...
17. TANJORE ...	2,245,039	1,066,423	1,178,616	2,034,999	971,720	1,063,279	123,053	53,077	60,976	86,979	41,307	45,672	...	...	...
18. TRICHINOPOLY ...	1,444,770	696,839	747,931	1,324,768	641,291	683,477	43,319	21,407	21,912	76,600	37,128	39,532	...	...	...
19. MADRAS ...	2,831,280	1,267,056	1,474,224	2,550,783	1,230,038	1,320,745	168,618	73,444	95,174	111,837	53,526	58,311	...	...	...
20. TINSUKLEY ...	2,059,607	1,001,799	1,057,808	1,798,519	880,135	918,384	101,875	44,992	56,883	159,213	76,072	82,541	...	...	...
21. MALABAR ...	2,790,281	1,378,946	1,411,335	1,904,474	934,229	970,245	832,970	418,078	414,892	51,493	25,950	25,543	730	309	301
22. SOUTH CANARA ...	1,134,713	548,516	586,197	914,163	438,719	475,444	126,853	63,621	63,232	84,103	41,196	42,907	...	...	...
Total, British Territory	38,199,162	18,840,312	19,358,850	34,048,082	16,782,469	17,265,613	2,457,088	1,290,608	1,247,420	1,024,071	503,737	520,344	641,730	325,849	315,881
PUDUCHÉTTAI ...	380,440	180,794	199,646	353,723	168,134	185,589	12,268	5,618	6,650	14,440	7,042	7,407	...	...	...
BANGALAPALLE ...	32,264	16,231	16,033	26,040	12,900	13,140	6,232	3,064	3,168	297	160	187	96	47	48
SANDUR ...	11,200	5,658	5,542	9,141	4,592	4,549	2,022	1,048	974	37	18	19	...	...	...
Total, Feudatories	423,904	202,083	221,821	388,504	185,686	202,818	20,622	9,730	10,792	14,783	7,220	7,563	95	47	48
Grand Total	38,623,066	19,042,396	19,584,670	34,436,586	16,968,065	17,468,431	2,477,610	1,310,338	1,258,212	1,038,854	510,957	527,907	641,825	325,896	315,929

TABLE VI.

Religion—continued.

DISTRICT OR STATE.	JAIN.			PARSI.			BUDDHIST.			JEW.			OTHERS.			REMARKS.
	Persons.	Males.	Females.	Persons.	Males.	Females.	Persons.	Males.	Females.	Persons.	Males.	Females.	Persons.	Males.	Females.	
17	18	19	20	21	22	23	24	25	26	27	28	29	30	31	32	
1. GANJAM	...	...	...	2	...	3	8	...	...	4	3	...	...	...	...	
AGENCY, GANJAM	...	...	...	...	...	...	...	...	...	...	...	...	...	...	...	
2. VIZAGAPATAM	22	22	...	15	14	1	2	...	...	...	...	(a) 92	78	14	(a) Sikhs.	
AGENCY, VIZAGAPATAM	27	15	11	...	...	...	...	...	...	...	...	...	...	...	...	
3. GONDÁVARI	29	24	5	1	1	...	4	1	...	...	...	(b) 3	1	2	(b) Theists.	
AGENCY, GONDÁVARI	...	...	...	...	...	...	...	...	...	...	...	...	...	...	...	
4. KISTNA	37	29	8	19	13	6	1	...	...	...	...	...	...	...	...	
5. NELLORE	9	5	4	8	7	1	2	2	...	...	...	...	...	...	...	
6. CHIDAPAH	9	9	...	...	...	...	...	...	...	...	...	...	...	...	...	
7. KURNOOL	27	13	14	17	9	8	...	...	...	1	1	...	3	2	(c) Theists.	
8. BELLARY	1,551	946	605	23	10	13	...	...	...	...	...	...	...	...	...	
9. ANANTAPUR	298	178	120	11	3	2	1	...	...	...	...	...	...	...	...	
10. MADRAS	252	173	79	63	38	25	77	53	24	11	7	4	(d) 1	1	(d) Brahmo.	
11. CHINGLEPUT	356	196	160	17	7	10	9	5	4	...	...	...	(e) 7	2	(e) Theists.	
12. NORTH ARCOT	8,128	3,968	4,130	3	3	...	36	36	...	4	3	1	...	...	...	
13. SALEM	43	21	22	2	2	...	21	21	...	...	...	(f) 1	1	...	(f) Deist.	
14. COIMBATORE	66	41	25	1	1	...	44	44	...	...	...	...	...	...	...	
15. NILGIRIS	...	...	...	44	18	26	8	6	2	...	...	...	...	...	...	
16. SOUTH ARCOT	5,896	2,924	2,972	...	...	...	4	2	2	5	1	4	...	...	...	
17. TANJORE	578	294	284	1	1	...	14	10	4	...	...	...	...	...	...	
18. TRICHINOPOLY	15	10	5	8	3	5	...	...	...	...	...	...	...	...	...	
19. MADURA	26	16	10	10	7	3	6	5	1	...	...	...	...	...	...	
20. TINNEVELLY	...	...	...	...	...	...	...	...	...	...	...	...	...	...	...	
21. MALABAR	480	253	228	99	48	51	6	6	...	20	7	13	(g) 9	7	(g) Brahmo, 3 M. and 2 F. Agnostics, 2 M. Atheist, 1 M. Confucian, 1 M.	
22. SOUTH CANARA	9,582	4,972	4,610	12	8	4	...	...	...	45	22	23	118	93	25	
Total, British Territory	27,431	14,139	13,292	356	195	161	241	201	40	45	22	23	118	93	25	
PUDUKKÓTTAI	...	...	...	...	...	...	...	...	...	...	...	...	...	...	...	
BANGALAPALLE	...	...	...	...	...	...	...	...	...	...	...	...	...	...	...	
SANDUR	...	...	...	...	...	...	...	...	...	...	...	...	...	...	...	
Total, Feudatories	...	...	...	...	...	...	...	...	...	...	...	...	...	...	...	
Grand Total	27,431	14,139	13,292	356	195	161	241	201	40	45	22	23	118	93	25	





324 6124  
U.S. DEPT. OF COM.  
WASHINGTON  
1900

---

TABLE VII.

---

AGE, SEX AND CIVIL CONDITION.  
PART I.—PRESIDENCY TOTAL, DISTRICTS AND STATES.

---



**Table VII.**  
**AGE, SEX AND**  
**CIVIL CONDITION—**  
**PRESIDENCY TOTAL.**

30

**TABLE VII.**

**Age, Sex and Civil Condition—PRESIDENCY TOTAL.**

RELI- GIONS.	AGE.	POPULATION.			UNMARRIED.			MARRIED.			WIDOWED.		
		Persons.	Males.	Females.	Persons.	Males.	Females.	Persons.	Males.	Females.	Persons.	Males.	Females.
1	2	3	4	5	6	7	8	9	10	11	12	13	14
ALL RELIGIONS.	0-1	1,141,417	559,307	582,110	1,140,169	558,818	581,351	1,225	484	741	23	5	18
	1-2	617,005	300,896	316,109	615,829	300,476	315,353	1,147	415	732	29	5	24
	2-3	1,096,500	532,800	563,700	1,092,919	531,805	561,114	3,498	979	2,519	83	16	07
	3-4	1,219,750	590,017	629,733	1,213,323	588,257	625,066	6,230	1,739	4,491	197	21	176
	4-5	1,153,880	565,714	588,166	1,144,516	563,402	581,024	8,910	2,172	6,738	454	50	404
	Total 0-5	5,228,552	2,548,734	2,679,818	5,206,756	2,542,848	2,663,908	21,010	5,789	15,221	788	97	689
	5-10	5,485,095	2,730,925	2,754,170	5,339,577	2,710,521	2,629,056	140,824	19,771	121,053	4,694	633	4,061
	10-15	4,706,374	2,474,166	2,232,108	4,087,989	2,393,893	1,694,096	597,243	78,257	518,986	21,042	2,016	19,026
	15-20	3,052,991	1,570,483	1,482,508	1,785,592	1,361,009	424,573	1,213,551	204,845	1,008,706	53,858	4,629	49,229
	20-25	3,042,432	1,553,199	1,489,233	865,066	776,408	88,658	2,040,283	560,856	1,479,427	137,083	15,935	121,148
	25-30	3,052,155	1,438,373	1,613,782	420,035	382,506	37,529	2,416,116	1,019,913	1,396,203	216,004	35,954	180,050
	30-35	3,298,307	1,554,345	1,743,962	205,808	175,732	30,076	2,687,002	1,318,791	1,368,211	405,497	58,822	345,675
	35-40	2,158,559	1,139,989	1,018,570	77,777	62,300	15,477	1,754,136	1,023,638	730,497	326,647	54,051	272,596
	40-45	2,598,571	1,276,559	1,322,012	65,471	48,250	17,221	1,897,354	1,138,833	748,521	645,746	89,478	556,270
	45-50	1,343,149	716,252	626,897	26,296	18,927	7,369	940,029	635,025	305,004	376,824	62,300	314,524
	50-55	1,825,040	884,780	940,260	30,835	21,573	9,262	1,058,126	750,893	307,233	736,079	112,314	623,765
	55-60	679,012	361,718	317,294	9,738	6,638	3,100	384,991	300,364	84,627	284,283	54,716	229,567
	60 and over.	2,152,929	989,473	1,163,456	28,374	17,716	10,658	857,128	725,502	131,626	1,967,427	246,255	1,021,172
	Total	38,623,066	19,038,996	19,584,070	18,149,304	10,518,321	7,630,983	15,997,792	7,782,477	8,215,315	4,475,970	738,198	3,737,772
HINDU	0-1	1,015,767	497,258	518,509	1,014,642	496,813	517,829	1,105	440	665	20	5	15
	1-2	539,115	262,451	276,664	538,059	262,076	275,983	1,028	370	658	28	5	23
	2-3	972,800	471,573	501,227	969,500	470,677	498,823	3,225	881	2,344	75	15	60
	3-4	1,087,701	525,333	562,368	1,081,632	523,714	557,918	6,876	1,803	4,273	173	16	157
	4-5	1,020,672	499,483	521,189	1,011,913	497,481	514,432	8,354	1,959	6,395	405	43	362
	Total 0-5	4,636,055	2,256,098	2,379,957	4,615,766	2,250,761	2,365,005	19,588	5,263	14,325	701	84	617
	5-10	4,861,561	2,417,487	2,444,074	4,721,212	2,398,406	2,322,806	136,024	18,507	117,517	4,325	574	3,751
	10-15	4,171,738	2,193,517	1,978,221	3,586,242	2,116,732	1,469,510	565,495	74,862	490,633	20,001	1,923	18,078
	15-20	2,697,543	1,394,875	1,302,668	1,557,489	1,198,605	358,884	1,091,175	192,051	899,124	48,879	4,219	44,660
	20-25	2,695,052	1,200,069	1,494,983	753,916	680,325	73,591	1,816,958	505,747	1,311,211	124,178	13,997	110,181
	25-30	2,720,398	1,282,111	1,438,287	371,755	340,396	31,359	2,152,874	909,956	1,242,918	195,769	31,759	164,010
	30-35	2,957,929	1,392,792	1,565,137	185,227	159,508	25,719	2,402,665	1,179,442	1,223,223	369,737	53,842	315,895
	35-40	1,930,106	1,018,781	911,325	70,077	57,026	13,051	1,564,001	912,935	651,126	295,968	48,820	247,148
	40-45	2,337,804	1,146,137	1,191,667	58,867	44,249	14,618	1,692,297	1,020,706	671,591	586,640	81,182	505,458
	45-50	1,211,791	646,961	565,830	23,547	17,358	6,189	845,640	571,273	274,367	342,604	57,330	285,274
	50-55	1,651,699	799,700	851,999	27,710	19,828	7,882	983,611	676,677	276,934	670,378	103,285	567,093
	55-60	615,976	327,437	288,539	8,601	6,029	2,572	347,296	270,845	76,451	260,079	50,563	209,516
	60 and over.	1,949,234	893,040	1,056,194	24,527	15,723	8,804	770,226	651,844	118,382	1,154,481	225,473	929,008
	Total	34,436,586	16,968,095	17,468,491	16,004,936	9,301,946	6,699,990	14,357,910	6,990,098	7,367,812	4,073,740	673,051	3,400,689
MUSALMAN	0-1	77,532	38,523	39,009	77,490	38,509	38,981	40	14	26	2	...	3
	1-2	49,336	24,562	24,774	49,281	24,541	24,740	54	21	33	1	...	1
	2-3	74,906	37,352	37,554	74,776	37,309	37,467	125	42	83	5	1	4
	3-4	77,772	38,424	39,348	77,571	38,358	39,213	184	63	121	17	3	14
	4-5	78,583	39,567	39,016	78,302	39,455	38,847	246	107	139	35	5	30
	Total 0-5	358,129	178,428	179,701	357,420	178,172	179,248	649	247	402	60	9	51
	5-10	366,947	184,200	182,747	363,322	183,581	179,741	2,690	583	2,107	235	36	199
	10-15	320,459	168,375	152,084	297,645	166,589	131,056	22,126	1,745	20,381	688	41	647
	15-20	210,247	104,411	105,836	127,908	97,582	30,326	78,899	6,007	72,092	3,640	223	3,418
	20-25	207,870	91,500	116,370	68,519	59,751	8,768	132,473	30,635	101,838	8,878	1,114	7,764
	25-30	193,177	89,621	103,556	28,647	25,468	3,179	151,172	61,793	89,379	13,358	2,360	10,998
	30-35	196,278	92,138	104,140	12,309	9,891	2,418	161,186	79,004	82,182	22,783	3,243	19,540
	35-40	129,993	69,273	60,720	4,433	3,067	1,410	106,258	63,508	42,750	19,252	2,698	16,554
	40-45	148,947	71,165	77,082	3,766	2,321	1,445	108,722	64,943	43,779	36,359	4,001	32,358
	45-50	76,271	40,651	35,620	1,651	906	740	53,512	37,219	16,293	21,108	2,527	18,581
	50-55	104,268	49,466	54,812	2,006	1,074	932	80,890	43,651	17,239	41,372	4,731	36,641
	55-60	37,609	20,533	17,026	698	358	340	22,124	17,988	4,136	14,787	2,237	12,550
	60 and over.	123,215	59,597	63,618	2,522	1,273	1,249	53,634	46,321	7,313	72,059	12,003	60,056
	Total	2,477,610	1,219,398	1,258,212	1,268,896	729,932	538,964	954,135	454,244	499,891	254,579	35,232	219,357
CHRISTIAN.	0-1	39,715	15,084	15,631	39,689	15,070	15,619	25	14	12	...	...	...
	1-2	19,939	9,694	10,245	19,908	9,680	10,228	31	14	17	...	...	...
	2-3	31,189	15,445	15,744	31,129	15,423	15,706	60	22	38	...	...	...
	3-4	34,075	16,621	17,454	33,984	16,576	17,408	85	43	42	6	2	4
	4-5	32,859	16,221	16,638	32,707	16,165	16,542	144	55	89	8	1	7
	Total 0-5	148,777	73,065	75,712	148,417	72,914	75,503	346	148	198	14	3	11



Table VII.  
AGE, SEX AND  
CIVIL CONDITION—  
PRESIDENCY TOTAL.

TABLE VII.

Age, Sex and Civil Condition—PRESIDENCY TOTAL—continued.

RELIGIONS.	AGE.	POPULATION.			UNMARRIED.			MARRIED.			WIDOWED.		
		Persons.	Males.	Females.	Persons.	Males.	Females.	Persons.	Males.	Females.	Persons.	Males.	Females.
1	2	3	4	5	6	7	8	9	10	11	12	13	14
CHRISTIAN —cont.	5-10	155,899	77,511	78,388	154,943	77,245	77,698	902	258	644	54	8	46
	10-15	134,239	69,330	64,909	128,786	68,671	60,115	5,281	646	4,635	172	13	159
	15-20	86,773	43,068	43,715	80,839	40,388	20,451	25,286	2,634	22,652	648	36	612
	20-25	80,312	35,480	44,832	36,689	22,228	4,461	51,438	12,967	38,471	2,185	285	1,900
	25-30	81,765	38,293	43,562	11,889	9,904	1,925	65,765	27,405	38,370	4,111	744	3,367
	30-35	79,919	37,593	42,326	4,467	3,258	1,209	68,025	33,224	34,801	7,427	1,111	6,316
	35-40	57,087	29,513	27,574	1,978	1,245	733	48,011	27,082	20,929	7,098	1,186	5,912
	40-45	62,500	30,758	31,742	1,606	937	669	48,360	28,093	20,267	12,534	1,728	10,806
	45-50	36,709	19,400	17,309	779	428	351	27,019	17,572	9,447	8,911	1,400	7,511
	50-55	43,791	21,560	22,231	731	403	328	27,528	18,562	8,966	15,532	2,295	13,237
	55-60	18,766	10,158	8,608	346	188	158	11,379	8,655	2,724	7,041	1,315	5,726
	60 and over.	52,317	25,328	26,989	858	428	430	22,894	19,051	3,843	28,565	5,846	22,718
	Total	1,038,854	510,957	527,897	542,325	298,297	244,031	402,234	196,087	205,547	94,292	15,973	78,319
ANIMISTIC.	0-1	16,606	8,044	8,562	16,551	8,028	8,523	54	16	38	1	...	1
	1-2	8,231	3,994	4,237	8,197	3,984	4,213	34	10	24	...	...	...
	2-3	16,986	8,136	8,850	16,899	8,102	8,797	84	34	50	3	...	3
	3-4	19,822	9,353	10,269	19,536	9,323	10,213	85	30	55	1	...	1
	4-5	21,184	10,165	11,019	21,019	10,114	10,905	159	50	109	6	1	5
	Total 0-5	82,629	39,692	42,937	82,202	39,551	42,651	416	140	276	11	1	10
	5-10	98,461	50,285	48,186	97,225	49,836	47,389	1,160	415	745	78	14	62
	10-15	76,970	41,439	35,531	72,829	40,420	32,409	3,968	981	2,987	173	38	185
	15-20	56,089	26,851	29,238	37,945	23,232	14,716	17,480	3,467	14,013	661	152	509
	20-25	56,690	24,819	31,871	17,031	13,219	3,812	37,913	11,072	26,841	1,746	528	1,218
	25-30	54,397	27,131	27,266	7,154	6,111	1,043	44,659	19,966	24,693	2,584	1,054	1,530
	30-35	62,234	30,629	31,605	3,513	2,797	716	53,474	26,268	27,206	5,247	1,564	3,683
	35-40	39,497	21,385	18,112	1,110	839	271	34,427	19,275	15,152	3,960	1,271	2,689
	40-45	47,533	27,528	20,005	1,134	755	379	36,693	24,290	12,403	9,706	2,483	7,223
JAIN	45-50	16,899	9,408	7,490	267	188	79	12,674	8,281	4,393	3,757	939	2,818
	50-55	23,774	13,252	10,522	344	230	114	15,303	11,133	4,170	8,127	1,889	6,238
	55-60	5,770	3,064	2,706	75	47	28	3,729	2,504	1,225	1,966	513	1,453
	60 and over.	20,883	10,433	10,450	419	245	174	9,557	7,539	2,018	10,907	2,640	8,258
	Total	641,925	325,896	315,929	321,251	177,470	143,781	271,653	135,331	136,322	48,921	13,095	35,826
	0-1	786	391	395	786	391	395	...	...	...	...	...	...
	1-2	378	192	186	378	192	186	...	...	...	...	...	...
	2-3	606	288	318	602	288	314	4	...	4	...	...	...
	3-4	567	279	288	567	279	288	...	...	...	...	...	...
	4-5	569	274	295	563	273	290	6	1	5	...	...	...
	Total 0-5	2,906	1,424	1,482	2,898	1,423	1,473	1	1	9	...	...	...
	5-10	2,864	1,434	1,430	2,813	1,425	1,388	47	8	39	4	1	3
	10-15	2,965	1,472	1,333	2,427	1,450	977	370	21	349	8	1	7
	15-20	2,270	1,254	1,016	1,339	1,171	168	901	83	818	30	...	30
	20-25	2,429	1,275	1,154	872	849	23	1,463	415	1,047	95	11	84
	25-30	2,349	1,258	1,091	559	543	16	1,608	678	930	182	37	145
	30-35	2,163	1,131	1,032	267	259	8	1,594	811	783	302	61	241
	35-40	1,794	970	824	119	114	5	1,308	781	527	367	75	292
	40-45	1,825	925	900	91	81	10	1,230	764	466	504	80	424
	45-50	1,438	794	644	48	45	3	951	640	302	439	100	332
	50-55	1,470	692	778	42	37	5	762	544	218	666	111	555
	55-60	686	458	408	18	16	2	442	350	86	406	86	320
	60 and over.	2,252	1,052	1,200	47	46	1	796	727	69	1,409	279	1,130
	Total	27,431	14,139	13,292	11,538	7,459	4,079	11,461	5,838	5,643	4,412	842	3,570
OTHERS	0-1	11	7	4	11	7	4	...	...	...	...	...	...
	1-2	6	3	3	6	3	3	...	...	...	...	...	...
	2-3	13	6	7	13	6	7	...	...	...	...	...	...
	3-4	13	7	6	13	7	6	...	...	...	...	...	...
	4-5	13	4	9	12	4	8	1	...	1	...	...	...
	Total 0-5	56	27	29	55	27	28	1	...	1	...	...	...
	5-10	63	28	35	62	28	34	1	...	1	...	...	...
	10-15	63	33	30	60	31	29	3	2	1	...	...	...
	15-20	69	34	35	59	31	28	10	3	7	...	...	...
	20-25	79	56	23	39	26	3	39	20	19	1	...	1
	25-30	69	40	29	31	24	7	38	25	13	...	...	...
	30-35	84	62	22	25	19	6	58	42	16	1	1	...
	35-40	82	67	15	10	9	1	70	57	13	2	1	1
	40-45	62	46	16	7	7	...	52	37	15	3	2	1
	45-50	42	38	4	4	3	1	33	31	2	5	4	1
	50-55	38	30	8	2	1	1	32	26	6	4	3	1
	55-60	25	18	7	...	...	...	21	16	5	4	2	2
	60 and over.	28	23	5	1	1	...	21	20	1	6	2	4
	Total	760	511	249	355	217	138	379	279	100	26	15	11



Table VII.

AGE, SEX AND  
CIVIL CONDITION—  
BRITISH TERRITORY.

32

TABLE VII.

Age, Sex and Civil Condition—BRITISH TERRITORY.

RELIGIONS.	AGE.	POPULATION.			UNMARRIED.			MARRIED.			WIDOWED.		
		Persons.	Males.	Females.	Persons.	Males.	Females.	Persons.	Males.	Females.	Persons.	Males.	Females.
1	2	3	4	5	6	7	8	9	10	11	12	13	14
ALL RELIGIONS.	0-1	1,129,209	553,308	575,901	1,127,969	552,822	575,147	1,217	481	736	23	5	18
	1-2	611,076	297,192	313,884	609,906	297,576	312,330	1,141	411	730	29	5	24
	2-3	1,085,827	527,703	558,124	1,082,263	526,715	555,548	3,482	972	2,510	82	16	66
	3-4	1,205,669	583,322	622,347	1,199,272	581,571	617,701	6,201	1,730	4,471	196	21	175
	4-5	1,141,482	550,670	590,792	1,132,131	557,465	574,666	8,878	2,455	6,423	453	50	403
	Total 0-5	5,173,243	2,521,995	2,651,248	5,151,541	2,516,149	2,635,392	20,919	5,749	15,170	783	97	686
	5-10	5,426,014	2,701,884	2,724,134	5,281,070	2,681,596	2,599,474	140,278	10,657	129,621	4,670	631	4,039
	10-15	4,659,284	2,449,697	2,209,587	4,044,242	2,369,814	1,674,428	594,071	77,870	516,201	20,971	2,013	18,958
	15-20	3,022,444	1,554,849	1,467,595	1,764,053	1,346,676	417,377	1,204,739	203,571	1,001,168	53,652	4,002	49,050
	20-25	3,013,972	1,340,768	1,673,204	855,123	768,050	87,073	2,022,544	556,892	1,465,652	136,305	15,826	120,479
	25-30	3,018,445	1,423,686	1,594,759	414,123	377,106	37,017	2,390,073	1,010,978	1,379,095	214,249	35,092	178,647
	30-35	3,262,437	1,538,452	1,723,985	203,076	173,311	29,765	2,657,506	1,305,989	1,351,517	401,855	59,152	342,703
	35-40	2,131,164	1,126,380	1,004,784	76,739	61,432	15,307	1,731,426	1,011,546	719,880	322,999	53,402	269,597
	40-45	2,569,534	1,263,014	1,306,520	64,739	47,670	17,069	1,865,725	1,126,800	738,925	639,070	88,544	550,526
	45-50	1,324,894	706,902	617,992	25,933	18,679	7,304	927,046	626,724	300,322	371,865	61,499	310,366
	50-55	1,803,389	874,859	928,530	30,489	21,318	9,171	1,045,446	742,436	303,010	727,454	111,105	616,349
	55-60	668,785	350,499	318,286	9,569	6,503	3,066	379,214	295,988	83,226	280,009	54,008	225,994
	60 and over.	2,125,553	977,328	1,148,225	28,097	17,533	10,564	846,238	716,460	129,778	1,251,218	243,335	1,007,883
	Total	38,199,162	18,896,313	19,302,849	17,948,844	10,405,837	7,543,007	15,825,225	7,700,609	8,124,565	4,425,093	729,816	3,695,277
HINDU	0-1	1,004,623	491,787	512,836	1,003,505	491,344	512,161	1,098	438	660	20	5	15
	1-2	533,753	250,841	273,912	532,702	259,470	273,232	1,023	366	657	28	5	23
	2-3	963,127	466,940	496,187	959,842	466,051	493,791	3,211	874	2,337	74	15	59
	3-4	1,074,771	510,194	555,577	1,068,750	517,583	551,167	5,848	1,595	4,253	173	16	157
	4-5	1,009,380	494,002	515,378	1,000,652	492,016	508,636	8,323	1,943	6,380	405	43	362
	Total 0-5	4,583,654	2,231,764	2,351,890	4,565,451	2,226,464	2,338,987	19,503	5,216	14,287	700	84	616
	5-10	4,807,743	2,391,053	2,416,690	4,687,920	2,372,076	2,295,844	135,519	18,405	117,114	4,304	572	3,732
	10-15	4,128,996	2,171,243	1,957,753	3,546,492	2,094,817	1,451,675	562,569	74,506	488,063	19,935	1,920	18,015
	15-20	2,669,654	1,380,571	1,289,083	1,537,641	1,185,491	352,150	1,033,318	190,887	892,431	48,695	4,193	44,502
	20-25	2,669,183	1,188,712	1,480,471	744,713	672,322	72,391	1,800,996	502,195	1,298,801	123,474	13,895	109,579
	25-30	2,689,388	1,268,617	1,420,771	366,154	335,277	30,877	2,129,084	901,915	1,227,169	194,150	31,425	162,725
	30-35	2,924,752	1,378,232	1,546,520	182,657	157,226	25,431	2,375,695	1,167,738	1,207,957	366,400	53,213	313,187
	35-40	1,904,747	1,006,196	898,551	69,093	56,202	12,891	1,543,042	901,784	641,258	292,612	48,210	244,402
	40-45	2,311,061	1,133,585	1,177,376	58,186	43,704	14,482	1,672,321	1,009,658	662,663	580,554	80,323	500,231
	45-50	1,194,831	637,362	557,529	23,249	17,118	6,131	833,580	503,507	209,983	338,002	56,587	281,415
	50-55	1,631,793	790,661	841,132	27,395	19,595	7,800	941,940	608,911	373,029	662,458	102,155	560,303
	55-60	606,439	322,537	283,882	8,439	5,806	2,633	341,907	266,763	75,144	256,093	49,898	206,195
	60 and over.	1,923,841	881,816	1,042,025	24,262	15,549	8,713	760,167	643,512	116,655	1,139,412	222,755	916,657
	Total	34,048,082	16,782,409	17,265,673	15,821,652	9,202,097	6,619,615	14,199,641	6,915,142	7,284,499	4,026,789	695,230	3,361,559
MUZALMAN.	0-1	76,913	38,210	38,703	76,871	38,196	38,675	40	14	26	2	...	2
	1-2	48,998	24,391	24,607	48,944	24,370	24,574	53	21	32	1	...	1
	2-3	74,296	37,069	37,227	74,187	37,026	37,161	124	42	82	5	1	4
	3-4	77,121	38,110	39,011	76,921	38,045	38,876	183	62	121	17	3	14
	4-5	77,930	39,219	38,681	77,850	39,187	38,513	246	107	139	34	5	29
	Total 0-5	355,258	177,029	178,229	354,553	176,774	177,779	646	246	400	59	9	50
	5-10	363,203	182,713	180,490	360,310	182,101	178,209	2,660	576	2,084	233	36	197
	10-15	317,933	167,981	150,852	295,314	165,311	130,003	21,935	1,729	20,206	684	41	643
	15-20	208,727	103,673	105,054	126,990	96,891	30,099	78,114	6,561	71,553	3,623	221	3,402
	20-25	206,301	10,855	115,446	66,039	59,320	6,719	131,430	30,425	101,005	8,832	1,110	7,722
	25-30	191,622	88,932	102,690	28,431	25,269	3,162	149,927	61,315	88,612	13,264	2,348	10,916
	30-35	194,525	91,358	103,167	12,206	9,798	2,408	159,742	78,348	81,394	22,577	3,212	19,365
	35-40	128,929	68,744	60,185	4,451	3,041	1,410	105,385	63,029	42,356	19,093	2,674	16,419
	40-45	147,457	70,504	76,953	3,729	2,197	1,532	107,757	64,354	43,403	35,971	3,953	32,018
	45-50	78,576	40,279	38,297	1,845	901	744	53,026	36,863	16,163	20,905	2,495	18,410
	50-55	103,244	49,009	54,235	1,990	1,061	929	60,336	43,267	17,069	40,918	4,681	36,237
	55-60	37,251	20,411	16,840	696	358	338	21,932	17,837	4,095	14,623	2,216	12,407
	60 and over.	127,062	59,080	67,982	2,514	1,266	1,248	53,180	45,925	7,255	71,368	11,889	59,479
	Total	2,457,088	1,209,608	1,247,420	1,258,868	724,288	534,580	946,070	450,495	495,575	252,150	34,885	217,265
CHRISTIAN.	0-1	30,274	14,870	15,404	30,249	14,857	15,392	25	13	12	...	...	...
	1-2	19,710	9,571	10,139	19,679	9,557	10,122	31	14	17	...	...	...
	2-3	30,802	15,265	15,537	30,743	15,243	15,500	59	22	37	...	...	...
	3-4	33,581	16,281	17,299	33,491	16,336	17,155	85	43	42	5	2	3
	4-5	32,392	15,981	16,411	32,241	15,926	16,315	143	54	89	8	1	7
	Total 0-5	145,759	72,008	74,691	146,403	71,919	74,484	343	146	197	13	3	10



Table VII.  
AGE, SEX AND  
CIVIL CONDITION—  
BRITISH TERRITORY.

33

TABLE VII.

Age, Sex and Civil Condition—BRITISH TERRITORY—continued.

RELIGIONS.	AGE.	POPULATION.			UNMARRIED.			MARRIED.			WIDOWED.		
		Persons.	Males.	Females.	Persons.	Males.	Females.	Persons.	Males.	Females.	Persons.	Males.	Females.
1	2	3	4	5	6	7	8	9	10	11	12	13	14
CHRISTIAN —cont.	5-10	153,695	76,397	77,298	152,751	76,136	76,615	891	253	638	53	8	45
	10-15	132,524	68,433	64,091	127,126	67,789	59,337	5,227	631	4,596	171	13	158
	15-20	85,644	42,470	43,174	80,081	39,864	20,217	24,920	2,570	22,350	643	38	607
	20-25	79,303	35,058	44,245	26,430	22,005	4,425	50,715	12,770	37,945	2,158	283	1,875
	25-30	80,624	37,700	42,924	11,794	9,882	1,912	64,761	27,080	37,681	4,069	738	3,331
	30-35	78,687	37,043	41,644	4,409	3,213	1,196	66,950	32,729	34,221	7,328	1,101	6,227
	35-40	56,118	29,020	27,098	1,956	1,227	729	47,196	26,622	20,574	6,966	1,171	5,795
	40-45	61,603	30,330	31,273	1,593	927	666	47,676	27,700	19,976	12,334	1,703	10,631
	45-50	36,110	19,081	17,029	770	424	346	26,582	17,283	9,299	8,758	1,374	7,384
	50-55	43,075	21,217	21,858	716	394	322	27,077	18,557	8,520	15,282	2,266	13,016
	55-60	18,435	9,992	8,443	342	187	155	11,183	8,512	2,671	6,910	1,223	5,687
	60 and over	51,494	24,928	26,566	854	420	428	22,522	18,741	3,781	28,116	5,761	22,357
	Total	1,024,071	503,737	520,334	535,225	294,393	240,832	396,043	193,594	202,449	92,803	15,750	77,053
ANIMISTIC.	0-1	16,802	8,043	8,559	16,547	8,027	8,520	54	16	38	1	...	1
	1-2	8,231	3,994	4,237	8,197	3,984	4,213	34	10	24	...	...	...
	2-3	16,993	8,135	8,848	16,896	8,101	8,795	84	34	50	3	...	3
	3-4	19,616	9,351	10,265	19,530	9,321	10,209	85	30	55	1	...	1
	4-5	21,178	10,160	11,018	21,013	10,109	10,904	159	50	109	6	1	5
	Total 0-5	82,610	39,683	42,927	82,183	39,542	42,641	416	140	276	11	1	10
	5-10	98,460	50,259	48,191	97,214	49,830	47,384	1,160	415	745	76	14	62
	10-15	76,963	41,435	35,528	72,823	40,416	32,407	3,967	981	2,986	173	38	135
	15-20	56,080	26,847	29,233	37,943	23,228	14,715	17,476	3,467	14,009	661	152	509
	20-25	56,977	24,812	31,865	17,030	13,218	3,812	37,902	11,067	26,835	1,745	527	1,218
	25-30	54,393	27,130	27,263	7,154	6,111	1,043	44,655	19,965	24,690	2,584	1,054	1,530
	30-35	62,226	30,626	31,600	3,512	2,796	716	53,467	26,266	27,201	5,247	1,564	3,683
	35-40	39,494	21,383	18,111	1,110	839	271	34,425	19,273	15,152	3,959	1,271	2,688
JAIN	40-45	47,526	27,524	20,002	1,133	754	379	36,689	24,287	12,402	9,704	2,483	7,221
	45-50	16,897	9,408	7,489	267	188	79	12,874	8,281	4,593	3,756	939	2,817
	50-55	23,769	13,250	10,519	344	230	114	15,299	11,131	4,168	8,126	1,880	6,247
	55-60	5,769	3,063	2,706	74	46	28	3,729	2,504	1,225	1,968	513	1,453
	60 and over	20,876	10,429	10,447	419	245	174	9,562	7,535	2,017	10,905	2,049	8,256
	Total	641,730	325,849	315,881	321,206	177,443	143,763	271,611	135,312	136,299	48,913	13,094	35,819
	0-1	786	391	395	786	391	395	...	...	...	...	...	...
	1-2	378	192	186	378	192	186	...	...	...	...	...	...
	2-3	606	288	318	602	288	314	4	...	4	...	...	...
	3-4	567	279	288	567	279	288	...	...	...	...	...	...
	4-5	569	274	295	563	273	290	6	1	5	...	...	...
	Total 0-5	2,906	1,424	1,482	2,896	1,423	1,473	10	1	9	...	...	...
	5-10	2,864	1,434	1,430	2,813	1,425	1,388	47	8	39	4	1	3
	10-15	2,805	1,472	1,333	2,427	1,450	977	370	21	349	8	1	7
	15-20	2,270	1,254	1,016	1,339	1,171	168	901	83	818	30	...	30
	20-25	2,429	1,275	1,154	872	849	23	1,462	415	1,047	95	11	84
	25-30	2,349	1,258	1,091	559	543	16	1,608	678	930	182	37	145
	30-35	2,163	1,131	1,032	267	259	8	1,594	811	783	302	61	241
	35-40	1,794	970	824	119	114	5	1,308	781	527	367	75	292
	40-45	1,825	925	900	91	81	10	1,230	704	466	504	80	424
	45-50	1,438	794	644	48	45	3	951	649	302	439	100	339
	50-55	1,470	692	778	42	37	5	763	544	218	666	111	555
	55-60	866	458	408	18	16	2	442	356	86	406	86	320
	60 and over	2,252	1,052	1,200	47	46	1	796	727	69	1,409	279	1,130
	Total	27,431	14,130	13,292	11,538	7,459	4,079	11,481	5,838	5,643	4,412	842	3,570
OTHERS	0-1	11	7	4	11	7	4	...	...	...	...	...	...
	1-2	6	3	3	6	3	3	...	...	...	...	...	...
	2-3	13	6	7	13	6	7	...	...	...	...	...	...
	3-4	13	7	6	13	7	6	...	...	...	...	...	...
	4-5	13	4	9	12	4	8	1	...	1	...	...	...
	Total 0-5	56	27	29	55	27	28	1	...	1	...	...	...
	5-10	63	28	35	62	28	34	1	...	1	...	...	...
	10-15	63	33	30	60	31	29	3	2	1	...	...	...
	15-20	69	34	35	69	31	28	10	3	7	...	...	...
	20-25	79	56	23	39	36	3	39	20	19	1	...	1
	25-30	69	49	20	31	24	7	38	25	13	...	...	...
	30-35	84	62	22	25	19	6	55	42	16	1	1	...
	35-40	82	67	15	10	9	1	70	57	13	2	1	1
	40-45	62	46	16	7	7	...	62	37	15	3	2	1
	45-50	42	38	4	4	3	1	33	31	2	5	4	1
	50-55	38	30	8	2	1	1	32	26	6	4	3	1
	55-60	25	18	7	...	...	...	21	16	5	4	2	2
	60 and over	28	23	5	1	1	...	21	20	1	6	2	...
	Total	760	511	249	355	217	138	379	279	100	26	15	11



Table VII.

AGE, SEX AND  
CIVIL CONDITION—  
FEUDATORIES.

34

TABLE VII.

Age, Sex and Civil Condition—FEUDATORIES.

RELIGIONS.	AGE.	POPULATION.			UNMARRIED.			MARRIED.			WIDOWED.		
		Persons.	Males.	Females.	Persons.	Males.	Females.	Persons.	Males.	Females.	Persons.	Males.	Females.
1	2	3	4	5	6	7	8	9	10	11	12	13	14
ALL RELIGIONS.	0-1	12,208	5,999	6,209	12,200	5,996	6,204	8	3	5	...	...	...
	1-2	5,929	2,904	3,025	5,923	2,900	3,023	6	4	2	...	...	...
	2-3	10,673	5,097	5,576	10,656	5,090	5,566	16	7	9	1	...	1
	3-4	14,081	6,695	7,386	14,051	6,686	7,365	29	9	20	1	...	1
	4-5	12,418	6,044	6,374	12,385	6,027	6,358	32	17	15	1	...	1
	Total 0-5	55,309	26,739	28,570	55,215	26,699	28,516	91	40	51	3	...	3
	5-10	59,077	29,041	30,036	58,507	28,925	29,582	546	114	432	24	2	22
	10-15	46,990	24,469	22,521	43,747	24,079	19,668	3,172	387	2,785	71	3	68
	15-20	30,547	15,634	14,913	21,529	14,333	7,196	8,812	1,274	7,538	206	27	179
	20-25	28,460	12,431	16,029	9,943	8,358	1,585	17,739	3,904	13,775	778	109	669
	25-30	33,710	14,687	19,023	5,912	5,400	512	26,043	8,935	17,108	1,755	352	1,403
	30-35	35,870	15,893	19,977	2,732	2,421	311	29,496	12,802	16,694	3,642	670	2,972
	35-40	27,395	13,609	13,786	1,038	868	170	22,709	12,062	10,617	3,648	640	2,999
	40-45	29,037	13,545	15,492	732	580	152	21,629	12,033	9,596	6,676	932	5,744
	45-50	18,255	9,350	8,905	313	248	65	12,983	8,301	4,682	4,959	801	4,158
	50-55	21,651	9,921	11,730	346	255	91	12,680	8,457	4,223	8,625	1,209	7,416
	55-60	10,227	5,219	5,008	169	135	34	5,777	4,376	1,401	4,281	708	3,573
	60 and over	27,376	12,145	15,231	277	183	94	10,890	9,042	1,848	16,209	2,020	13,289
	Total	423,904	202,683	221,221	200,460	112,484	87,976	172,567	81,817	90,750	50,877	8,382	42,495
HINDU.	0-1	11,144	5,471	5,673	11,137	5,469	5,668	7	2	5	...	...	...
	1-2	5,362	2,610	2,752	5,357	2,606	2,751	5	4	1	...	...	...
	2-3	9,673	4,633	5,040	9,658	4,626	5,032	14	7	7	1	...	1
	3-4	12,930	6,139	6,791	12,902	6,131	6,771	28	8	20	...	...	...
	4-5	11,292	5,481	5,811	11,261	5,465	5,796	31	16	15	...	...	...
	Total 0-5	50,401	24,334	26,067	50,315	24,297	26,018	85	37	48	1	...	1
	5-10	53,818	26,434	27,384	53,292	26,330	26,962	505	102	403	21	2	19
	10-15	42,742	22,274	20,468	39,750	21,915	17,835	2,926	356	2,570	66	3	63
	15-20	27,889	14,304	13,585	19,848	13,114	6,734	7,857	1,104	6,693	184	26	158
	20-25	25,869	11,357	14,512	9,203	7,703	1,500	15,962	3,552	12,410	704	102	602
	25-30	31,010	13,494	17,516	5,601	5,119	482	23,790	8,041	15,749	1,619	334	1,285
	30-35	32,877	14,560	18,317	2,570	2,282	288	26,970	11,649	15,321	3,337	629	2,708
	35-40	25,359	12,585	12,774	984	824	160	21,019	11,151	9,868	3,356	610	2,746
	40-45	26,743	12,452	14,291	681	545	136	19,976	11,048	8,928	6,086	859	5,227
	45-50	16,960	8,659	8,301	298	240	58	12,060	7,676	4,384	4,602	743	3,859
	50-55	19,906	9,129	10,777	315	233	82	11,671	7,708	3,965	7,920	1,130	6,790
	55-60	9,537	4,880	4,657	162	133	29	5,389	4,082	1,307	3,986	665	3,321
	60 and over	25,393	11,224	14,169	265	174	91	10,059	8,332	1,727	15,069	2,718	12,351
	Total	388,504	185,686	202,818	183,284	102,909	80,375	158,269	74,956	83,313	46,951	7,821	39,130
MUSLIMAN.	0-1	619	313	306	619	313	306	...	...	...	...	...	...
	1-2	338	171	167	337	171	166	1	...	1	...	...	...
	2-3	610	283	327	609	283	326	1	...	1	...	...	...
	3-4	651	314	337	650	313	337	1	1	...	...	...	...
	4-5	653	318	335	652	318	334	...	...	...	1	...	1
	Total 0-5	2,871	1,399	1,472	2,867	1,398	1,469	3	1	2	1	...	1
	5-10	3,044	1,487	1,557	3,012	1,480	1,532	30	7	23	2	...	2
	10-15	2,526	1,294	1,232	2,331	1,278	1,053	191	16	175	4	...	4
	15-20	1,520	738	782	918	691	227	595	46	539	17	1	16
	20-25	1,569	645	924	480	431	49	1,043	219	833	46	4	42
	25-30	1,555	689	866	216	199	17	1,245	478	767	94	12	82
	30-35	1,753	780	973	103	93	10	1,444	656	788	206	31	175
	35-40	1,064	529	535	32	26	6	873	479	394	159	24	135
	40-45	1,390	661	729	37	24	13	965	589	376	388	48	340
	45-50	695	372	323	6	4	2	466	336	130	203	32	171
	50-55	1,024	447	577	16	13	3	554	384	170	454	50	404
	55-60	358	172	186	2	...	2	192	151	41	164	21	143
	60 and over	1,183	517	666	8	7	1	454	396	58	691	114	577
	Total	20,522	9,730	10,792	10,028	5,644	4,384	8,065	3,749	4,316	2,429	337	2,092

Table VII.  
AGE, SEX AND  
CIVIL CONDITION—  
FEUDATORIES.

TABLE VII.

Age, Sex and Civil Condition—FEUDATORIES—continued.

RELIGIONS.	AGE.	POPULATION.			UNMARRIED.			MARRIED.			WIDOWED.		
		Persons.	Males.	Females.	Persons.	Males.	Females.	Persons.	Males.	Females.	Persons.	Males.	Females.
1	2	3	4	5	6	7	8	9	10	11	12	13	14
CHRISTIAN.	0-1 ...	441	214	227	440	213	227	1	1	...	...	...	...
	1-2 ...	229	123	106	229	123	106	...	...	...	...	...	...
	2-3 ...	387	180	207	386	180	206	1	...	1	...	...	...
	3-4 ...	494	240	254	493	240	253	...	...	...	1	...	1
	4-5 ...	467	240	227	466	239	227	1	1	...	...	...	...
	Total 0-5 ...	2,018	997	1,021	2,014	996	1,019	3	2	1	1	...	1
	5-10 ...	2,204	1,114	1,090	2,192	1,109	1,083	11	5	6	1	...	1
	10-15 ...	1,715	897	818	1,660	882	778	54	15	39	1	...	1
	15-20 ...	1,129	588	541	758	524	234	366	64	302	5	...	5
	20-25 ...	1,009	422	587	259	223	36	723	197	526	27	2	25
	25-30 ...	1,141	503	638	95	82	13	1,004	415	589	42	6	36
	30-35 ...	1,232	550	682	58	45	13	1,075	495	580	99	10	89
	35-40 ...	969	493	476	22	18	4	815	460	355	132	15	117
	40-45 ...	897	428	469	13	10	3	684	393	291	200	25	175
	45-50 ...	599	319	280	9	4	5	437	289	148	153	26	127
	50-55 ...	716	343	373	15	9	6	451	305	146	250	29	221
	55-60 ...	331	166	165	4	1	3	196	143	53	131	22	100
	60 and over ...	823	400	423	4	2	2	372	310	62	447	88	359
	Total ...	14,783	7,220	7,563	7,103	3,904	3,199	6,191	3,093	3,098	1,489	223	1,266
ANIMISTIC.	0-1 ...	4	1	3	4	1	3	...	...	...	...	...	...
	1-2 ...	...	...	...	...	...	...	...	...	...	...	...	...
	2-3 ...	3	1	2	3	1	2	...	...	...	...	...	...
	3-4 ...	6	2	4	6	2	4	...	...	...	...	...	...
	4-5 ...	6	5	1	6	5	1	...	...	...	...	...	...
	Total 0-5 ...	19	9	10	19	9	10	...	...	...	...	...	...
	5-10 ...	11	6	5	11	6	5	...	...	...	...	...	...
	10-15 ...	7	4	3	6	4	2	1	...	1	...	...	...
	15-20 ...	9	4	5	5	4	1	4	...	4	...	...	...
	20-25 ...	13	7	6	1	1	...	11	5	6	1	1	...
	25-30 ...	4	1	3	...	...	...	4	1	3	...	...	...
	30-35 ...	8	3	5	1	1	...	7	2	5	...	...	...
	35-40 ...	3	2	1	...	...	...	2	2	...	1	...	1
	40-45 ...	7	4	3	1	1	...	4	3	1	2	...	2
	45-50 ...	1	...	1	...	...	...	...	...	...	1	...	1
	50-55 ...	5	2	3	...	...	...	4	2	2	1	...	1
	55-60 ...	1	1	...	1	1	...	...	...	...	...	...	...
	60 and over ...	7	4	3	...	...	...	5	4	1	2	...	2
	Total ...	95	47	48	45	27	18	42	19	23	8	1	7



Table VII.

AGE, SEX AND  
CIVIL CONDITION—  
GANJAM DISTRICT.

36

TABLE VII.

Age, Sex and Civil Condition—GANJAM DISTRICT.

RELIGIONS.	AGE.	POPULATION.			UNMARRIED.			MARRIED.			WIDOWED.		
		Persons.	Males.	Females.	Persons.	Males.	Females.	Persons.	Males.	Females.	Persons.	Males.	Females.
1	2	3	4	5	6	7	8	9	10	11	12	13	14
ALL RELIGIONS.	0-5	232,208	112,052	119,256	228,888	112,376	116,512	3,258	570	2,688	62	6	56
	5-10	235,465	117,065	118,400	208,354	115,008	93,346	26,425	3,926	22,499	686	131	555
	10-15	209,288	109,371	99,897	132,121	91,039	41,082	74,364	17,810	56,554	2,783	522	2,261
	15-20	161,220	72,090	78,230	59,312	40,032	19,280	96,672	32,171	64,501	4,236	787	3,449
	20-40	500,472	224,389	276,083	28,567	22,823	5,744	424,005	195,959	228,046	47,900	5,607	42,293
	40-60	287,776	125,143	142,633	2,961	1,709	1,192	177,478	113,680	63,798	87,337	9,594	77,643
	60 and over	92,733	37,495	55,238	670	346	324	36,258	28,585	7,673	55,805	8,564	47,241
	Total	1,889,142	799,405	889,737	651,873	381,393	270,480	838,460	392,701	445,759	198,609	25,311	173,498
HINDU	0-5	222,425	108,210	114,215	219,145	107,647	111,498	3,221	557	2,664	59	6	53
	5-10	224,849	111,775	113,074	197,888	107,775	90,113	26,278	3,869	22,409	683	131	552
	10-15	200,629	104,870	95,759	124,037	86,654	37,383	73,827	17,697	56,130	2,765	519	2,246
	15-20	145,061	69,078	75,983	46,313	37,390	8,923	94,593	31,815	62,778	4,155	773	3,382
	20-40	479,649	214,373	265,276	25,568	20,410	5,158	497,642	188,727	218,915	46,439	5,236	41,203
	40-60	287,234	119,358	137,876	2,762	1,633	1,129	170,054	108,675	61,379	84,418	9,650	75,368
	60 and over	89,807	36,105	53,702	629	328	301	34,989	27,509	7,420	54,189	8,208	45,981
	Total	1,619,654	764,660	854,985	616,342	361,837	254,505	810,604	378,909	431,695	192,708	23,923	168,785
MUSALMAN	0-5	751	357	394	747	355	392	3	2	1	1	...	1
	5-10	750	386	364	736	381	355	14	5	9	...	...	...
	10-15	702	382	320	641	370	271	58	12	46	3	...	3
	15-20	507	296	241	297	246	51	192	19	173	18	1	17
	20-40	1,816	917	899	339	315	24	1,287	591	696	190	11	179
	40-60	943	464	479	25	21	4	576	406	170	342	37	305
	60 and over	439	187	252	6	4	2	169	141	28	264	42	222
	Total	5,908	2,959	2,949	2,791	1,692	1,099	2,299	1,176	1,123	818	91	727
CHRISTIAN	0-5	329	154	175	324	152	172	5	2	3	...	...	...
	5-10	407	190	217	406	189	217	1	1	...	...	...	...
	10-15	330	147	183	323	145	178	7	2	5	...	...	...
	15-20	236	103	133	180	90	70	75	13	62	1	...	1
	20-40	729	335	394	143	99	44	538	231	307	48	5	43
	40-60	309	162	147	13	10	3	201	141	60	95	11	84
	60 and over	86	38	48	3	1	2	37	30	7	46	7	39
	Total	2,426	1,129	1,297	1,372	686	686	864	420	444	190	23	167
ANIMISTIC	0-5	8,703	4,231	4,472	8,672	4,222	4,450	29	9	20	2	...	2
	5-10	8,459	4,714	4,745	9,324	4,963	4,661	132	51	81	3	...	3
	10-15	7,607	3,972	3,635	7,120	3,870	3,250	472	99	373	16	3	12
	15-20	5,415	2,642	2,773	3,541	2,305	1,236	1,812	324	1,488	62	13	49
	20-40	18,275	8,761	9,514	2,516	1,998	518	14,536	6,408	8,128	1,223	355	868
	40-60	9,289	5,158	4,131	161	105	56	6,646	4,457	2,189	2,482	596	1,886
	60 and over	2,401	1,165	1,236	32	13	19	1,063	845	218	1,306	307	999
	Total	61,149	30,643	30,506	31,366	17,176	14,190	24,690	12,193	12,497	5,093	1,274	3,819
OTHERS	0-5	...	...	...	...	...	...	...	...	...	...	...	...
	5-10	...	...	...	...	...	...	...	...	...	...	...	...
	10-15	...	...	...	...	...	...	...	...	...	...	...	...
	15-20	1	1	...	1	1	...	...	...	...	...	...	...
	20-40	3	3	...	1	1	...	2	2	...	...	...	...
	40-60	1	1	...	...	...	...	1	1	...	...	...	...
	60 and over	...	...	...	...	...	...	...	...	...	...	...	...
	Total	5	5	...	2	2	...	3	3	...	...	...	...



**Table VII.**  
**AGE, SEX AND**  
**CIVIL CONDITION—**  
**GANJAM AGENCY.**

37

**TABLE VII.**

**Age, Sex and Civil Condition—GANJAM AGENCY.**

RELI- GIONS.	AGE.	POPULATION.			UNMARRIED.			MARRIED.			WIDOWED.		
		Persons.	Males.	Females.	Persons.	Males.	Females.	Persons.	Males.	Females.	Persons.	Males.	Females.
1	2	3	4	5	6	7	8	9	10	11	12	13	14
All RELIGIONS.	0-5 ...	42,297	20,507	21,790	42,035	20,397	21,638	255	109	146	7	1	6
	5-10 ...	54,443	27,601	26,842	53,876	27,387	26,489	526	200	326	41	14	27
	10-15 ...	41,249	22,071	19,178	39,351	21,549	17,802	1,813	502	1,311	85	20	65
	15-20 ...	28,843	13,824	15,019	20,007	11,739	8,268	8,451	2,006	6,445	386	79	306
	20-40 ...	103,447	51,370	52,077	14,328	11,630	2,698	81,169	37,293	43,876	7,950	2,447	5,503
	40-60 ...	41,514	22,718	18,796	668	458	210	28,896	19,355	9,541	11,950	2,905	9,045
	60 and over ...	9,321	4,390	4,931	184	112	72	3,810	2,995	815	5,327	1,283	4,044
	Total ...	321,114	162,481	158,633	170,449	93,272	77,177	124,920	62,460	62,460	25,745	6,749	18,996
HINDU	0-5 ...	13,673	6,637	7,036	13,588	6,601	6,987	81	36	45	4	...	4
	5-10 ...	17,757	8,864	8,893	17,453	8,778	8,675	282	81	201	22	5	17
	10-15 ...	13,106	7,121	5,985	11,963	6,814	5,149	1,088	295	793	55	12	43
	15-20 ...	8,981	4,470	4,511	5,242	3,453	1,789	3,563	973	2,590	176	44	132
	20-40 ...	34,011	16,883	17,128	3,345	2,819	526	27,708	13,195	14,513	2,958	869	2,089
	40-60 ...	13,446	7,286	6,160	127	85	42	9,236	6,356	2,882	4,081	845	3,236
	60 and over ...	2,953	1,378	1,575	34	16	18	1,235	1,014	221	1,684	348	1,336
	Total ...	103,927	52,639	51,288	51,752	28,566	23,186	43,195	21,950	21,245	8,980	2,123	6,857
MUSALMAN	0-5 ...	...	...	...	...	...	...	...	...	...	...	...	...
	5-10 ...	3	3	...	3	3	...	...	...	...	...	...	...
	10-15 ...	2	1	1	2	1	1	...	...	...	...	...	...
	15-20 ...	2	1	1	1	1	...	1	...	1	...	...	...
	20-40 ...	30	26	4	7	7	...	21	18	3	2	1	1
	40-60 ...	4	4	...	...	...	...	3	3	...	1	1	...
	60 and over ...	...	...	...	...	...	...	...	...	...	...	...	...
	Total ...	41	35	6	13	12	1	25	21	4	3	2	1
CHRISTIAN	0-5 ...	101	47	54	101	47	54	...	...	...	...	...	...
	5-10 ...	140	78	62	138	77	61	2	1	1	...	...	...
	10-15 ...	118	57	61	110	55	55	8	2	6	...	...	...
	15-20 ...	101	51	50	70	41	29	30	10	20	1	...	1
	20-40 ...	293	136	157	37	28	9	240	102	138	16	6	10
	40-60 ...	125	69	56	...	...	...	89	61	28	36	8	28
	60 and over ...	45	25	20	1	...	1	23	21	2	21	4	17
	Total ...	923	463	460	457	248	209	392	197	195	74	18	56
ANIMISTIC	0-5 ...	28,523	13,823	14,700	28,346	13,746	14,597	174	73	101	3	1	2
	5-10 ...	36,543	18,658	17,887	36,282	18,529	17,753	242	118	124	19	9	10
	10-15 ...	28,023	14,892	13,131	27,276	14,679	12,597	717	205	512	30	8	22
	15-20 ...	19,759	9,302	10,457	14,694	8,244	6,450	4,857	1,023	3,834	208	35	173
	20-40 ...	69,113	34,325	34,788	10,939	8,776	2,163	53,200	23,978	29,222	4,974	1,571	3,403
	40-60 ...	27,939	15,359	12,580	541	373	168	19,566	12,935	6,631	7,632	2,051	5,781
	60 and over ...	6,323	2,987	3,336	149	96	53	2,552	1,960	592	3,622	931	2,691
	Total ...	216,223	109,344	106,879	118,227	64,446	53,781	81,308	40,292	41,016	16,688	4,606	12,082



Table VII.

AGE, SEX AND  
CIVIL CONDITION—  
VIZAGAPATAM DISTRICT.

38

TABLE VII.

Age, Sex and Civil Condition—VIZAGAPATAM DISTRICT.

RELIGIONS.	AGE.	POPULATION.			UNMARRIED.			MARRIED.			WIDOWED.		
		Persons.	Males.	Females.	Persons.	Males.	Females.	Persons.	Males.	Females.	Persons.	Males.	Females.
1	2	3	4	5	6	7	8	9	10	11	12	13	14
ALL RELIGIONS.	0-5 ...	276,601	134,319	142,282	270,788	133,435	137,353	5,673	871	4,802	140	13	127
	5-10 ...	311,180	155,093	156,087	269,272	149,328	119,944	40,626	5,608	35,018	1,262	157	1,125
	10-15 ...	259,455	137,247	122,208	161,771	116,201	45,570	87,765	20,397	67,368	3,919	649	3,270
	15-20 ...	181,766	85,422	96,344	80,127	52,274	27,853	96,175	32,307	63,868	5,454	841	4,623
	20-40 ...	617,226	283,629	333,597	39,210	33,687	5,523	513,320	242,432	270,888	64,696	7,510	57,186
	40-60 ...	349,722	173,617	176,105	3,479	2,270	1,209	235,147	157,655	77,492	111,096	13,692	97,404
	60 and over ...	112,712	47,896	64,816	783	482	301	44,389	36,841	7,548	67,540	10,573	56,967
	Total ...	2,082,662	1,017,223	1,065,439	805,430	487,677	317,753	1,023,095	496,111	526,984	254,137	33,435	220,702
HINDU ...	0-5 ...	266,534	129,517	137,017	260,803	128,658	132,145	5,594	846	4,748	137	13	124
	5-10 ...	300,105	149,636	150,469	258,627	143,944	114,683	40,229	5,537	34,692	1,249	155	1,094
	10-15 ...	244,348	132,392	111,956	153,955	111,629	42,326	86,547	20,124	66,423	3,846	639	3,207
	15-20 ...	155,761	82,332	73,429	56,507	49,674	6,833	93,887	31,833	62,054	5,367	825	4,542
	20-40 ...	593,430	272,454	320,976	35,971	31,021	4,950	494,842	234,372	260,470	62,617	7,061	55,556
	40-60 ...	336,566	166,641	169,925	3,223	2,107	1,116	226,206	151,575	74,631	107,137	12,959	94,178
	60 and over ...	109,182	46,346	62,836	719	448	271	42,978	35,680	7,298	65,455	10,218	55,267
	Total ...	2,005,926	979,318	1,026,608	769,805	467,481	302,324	990,283	479,967	510,316	245,838	31,870	213,968
MUSALMAN ...	0-5 ...	3,028	1,448	1,580	3,008	1,443	1,565	17	5	12	3	...	3
	5-10 ...	3,402	1,669	1,733	3,248	1,651	1,597	140	17	123	14	...	13
	10-15 ...	2,757	1,458	1,299	2,229	1,389	840	501	66	435	27	3	24
	15-20 ...	1,705	908	797	906	703	143	765	143	622	34	2	32
	20-40 ...	6,341	2,925	3,416	741	674	67	4,964	2,187	2,777	636	64	572
	40-60 ...	3,838	1,919	1,919	59	44	15	2,524	1,714	810	1,256	161	1,094
	60 and over ...	1,405	607	798	17	9	8	579	485	94	809	113	696
	Total ...	22,476	10,934	11,542	10,208	5,973	4,235	9,490	4,617	4,873	2,778	344	2,434
CHRISTIAN ...	0-5 ...	522	253	269	514	251	263	8	2	6	...	...	...
	5-10 ...	547	299	248	528	297	231	18	2	16	1	...	1
	10-15 ...	527	299	228	489	289	200	34	8	26	4	2	2
	15-20 ...	399	170	229	258	153	105	140	17	123	1	...	1
	20-40 ...	1,356	657	699	296	204	92	951	438	513	109	15	94
	40-60 ...	669	339	330	50	22	28	440	292	148	179	25	154
	60 and over ...	171	75	96	14	4	10	59	49	10	98	22	76
	Total ...	4,191	2,092	2,099	2,149	1,220	929	1,650	808	842	392	64	326
ANIMISTIC ...	0-5 ...	6,507	3,092	3,415	6,454	3,074	3,380	53	18	35	...	...	...
	5-10 ...	7,124	3,487	3,637	6,867	3,434	3,433	239	52	187	18	1	17
	10-15 ...	5,817	3,093	2,724	5,092	2,880	2,203	683	199	484	42	5	37
	15-20 ...	3,895	2,006	1,889	2,453	1,681	772	1,380	311	1,069	62	14	48
	20-40 ...	16,021	7,525	8,496	2,190	1,776	414	12,497	5,379	7,118	1,334	370	964
	40-60 ...	8,620	4,692	3,928	147	97	50	5,951	4,051	1,900	2,522	544	1,978
	60 and over ...	1,950	865	1,085	33	21	12	770	625	145	1,147	219	928
	Total ...	49,934	24,760	25,174	23,236	12,972	10,264	21,573	10,635	10,938	5,125	1,153	3,972
OTHERS ...	0-5 ...	10	9	1	9	9	...	1	...	1	...	...	...
	5-10 ...	2	2	...	2	2	...	...	...	...	...	...	...
	10-15 ...	6	5	1	6	5	1	...	...	...	...	...	...
	15-20 ...	6	6	...	3	3	...	3	3	...	...	...	...
	20-40 ...	78	68	10	12	12	...	66	56	10	...	...	...
	40-60 ...	29	26	3	...	...	...	26	23	3	3	3	...
	60 and over ...	4	3	1	...	...	...	3	2	1	1	1	...
	Total ...	135	119	16	32	31	1	99	84	15	4	4	...



Table VII.  
AGE, SEX AND  
CIVIL CONDITION—  
VIZAGAPATAM AGENCY.

TABLE VII.

## Age, Sex and Civil Condition—VIZAGAPATAM AGENCY.

RELIGIONS.	AGE.	POPULATION.			UNMARRIED.			MARRIED.			WIDOWED.		
		Persons.	Males.	Females.	Persons.	Males.	Females.	Persons.	Males.	Females.	Persons.	Males.	Females.
1	2	3	4	5	6	7	8	9	10	11	12	13	14
ALL RELIGIONS.	0-5	103,537	49,234	54,303	102,637	48,859	53,828	809	369	440	41	6	35
	5-10	125,953	64,352	61,601	123,323	63,604	59,719	2,501	732	1,769	129	16	113
	10-15	94,401	52,178	42,223	85,353	49,806	35,457	8,675	2,202	6,473	373	80	293
	15-20	72,619	35,222	37,397	40,656	27,669	12,987	30,660	7,181	23,479	1,303	372	931
	20-40	299,100	146,232	152,868	30,655	24,566	6,089	249,211	115,257	133,954	19,224	6,409	12,815
	40-60	128,899	71,774	55,125	2,522	1,592	930	94,052	63,563	30,489	30,325	6,619	23,706
	60 and over	28,479	14,152	14,327	644	345	299	13,451	10,615	2,836	14,384	3,192	11,192
	Total	850,988	433,144	417,844	385,550	216,531	169,319	399,359	199,919	199,440	65,779	16,694	49,085
HINDU	0-5	71,009	33,814	37,195	70,299	33,472	36,827	675	336	339	35	6	29
	5-10	86,972	44,261	42,711	84,829	43,686	41,143	2,048	563	1,485	95	12	83
	10-15	63,791	35,329	28,462	56,556	33,499	23,057	6,934	1,772	5,162	301	58	243
	15-20	48,296	23,655	24,641	24,951	17,834	7,117	22,340	5,531	16,809	1,006	290	715
	20-40	200,738	98,177	102,561	18,792	15,298	3,524	188,179	78,458	89,721	13,767	4,451	9,316
	40-60	84,400	46,969	37,431	1,667	1,036	631	62,057	41,693	20,364	20,676	4,240	16,436
	60 and over	19,965	9,742	10,223	457	242	215	9,187	7,276	1,911	10,321	2,224	8,097
	Total	575,171	291,947	283,224	257,551	145,037	112,514	271,420	135,629	135,791	46,200	11,281	34,919
MUSALMAN.	0-5	157	80	77	155	80	75	2	...	2	...	...	...
	5-10	197	91	106	191	90	101	6	1	5	...	...	...
	10-15	155	81	74	122	70	52	33	11	22	...	...	...
	15-20	143	63	80	63	50	13	77	13	64	3	...	3
	20-40	623	321	302	75	68	7	479	237	242	69	16	53
	40-60	232	120	112	7	6	1	142	103	39	83	11	72
	60 and over	52	21	31	2	2	...	20	14	6	30	5	25
	Total	1,559	777	782	615	305	249	759	379	380	185	32	153
CHRISTIAN.	0-5	398	187	211	396	186	210	2	1	1	...	...	...
	5-10	503	270	233	497	267	230	6	3	3	...	...	...
	10-15	367	208	159	340	200	140	25	7	18	2	1	1
	15-20	272	143	129	162	116	46	104	27	77	6	...	6
	20-40	1,163	588	575	116	95	21	979	472	507	68	21	47
	40-60	387	227	160	5	4	1	301	211	90	61	12	69
	60 and over	65	23	42	3	1	2	30	21	9	32	1	31
	Total	3,155	1,646	1,509	1,519	869	650	1,447	742	705	189	35	154
ANIMISTIC.	0-5	31,968	15,151	16,817	31,832	15,119	16,713	130	32	98	6	...	6
	5-10	38,280	19,729	18,551	37,805	19,560	18,245	441	165	276	34	4	30
	10-15	30,087	16,559	13,528	28,334	16,126	12,208	1,683	412	1,271	70	21	49
	15-20	23,906	11,360	12,546	15,478	9,668	5,810	8,139	1,610	6,529	289	82	207
	20-40	96,563	47,138	49,425	11,677	9,130	2,547	79,566	36,087	43,479	5,320	1,921	3,399
	40-60	41,875	24,455	17,420	843	546	297	31,548	21,553	9,995	9,494	2,356	7,128
	60 and over	8,397	4,366	4,031	182	100	82	4,214	3,304	910	4,001	962	3,039
	Total	271,076	138,758	132,318	126,151	70,249	55,902	125,721	63,163	62,558	19,204	5,346	13,858
OTHERS	0-5	5	2	3	5	2	3	...	...	...	...	...	...
	5-10	1	1	...	1	1	...	...	...	...	...	...	...
	10-15	1	1	...	1	1	...	...	...	...	...	...	...
	15-20	2	1	1	2	1	1	...	...	...	...	...	...
	20-40	13	8	5	5	5	...	8	3	5	...	...	...
	40-60	5	3	2	...	...	...	4	3	1	1	...	1
	60 and over	...	...	...	...	...	...	...	...	...	...	...	...
	Total	27	16	11	14	10	4	12	6	6	1	...	1



Table VII.

AGE, SEX AND  
CIVIL CONDITION—  
GÓDÁVARI DISTRICT.

40

TABLE VII.

Age, Sex and Civil Condition—GÓDÁVARI DISTRICT.

RELIGIONS.	AGE.	POPULATION.			UNMARRIED.			MARRIED.			WIDOWED.		
		Persons.	Males.	Females.	Persons.	Males.	Females.	Persons.	Males.	Females.	Persons.	Males.	Females.
1	2	3	4	5	6	7	8	9	10	11	12	13	14
ALL RELIGIONS.	0-5	304,820	146,694	157,926	303,050	146,286	156,764	1,491	402	1,089	79	6	73
	5-10	303,249	155,529	147,720	291,599	154,492	137,107	11,287	1,004	10,283	363	33	330
	10-15	269,185	145,899	123,286	211,540	140,096	71,444	55,119	5,693	49,426	2,526	110	2,416
	15-20	169,984	85,076	84,908	74,807	67,372	7,435	89,274	17,450	71,824	5,903	254	5,649
	20-40	633,941	296,828	337,113	61,192	56,485	4,707	495,449	232,859	262,590	77,300	7,484	69,816
	40-60	338,697	166,849	171,848	5,035	3,911	1,124	215,667	140,660	65,008	117,995	13,269	104,726
	60 and over	122,241	53,671	68,570	1,115	720	395	48,133	41,477	6,656	72,993	11,465	61,528
	Total	2,141,917	1,050,546	1,091,371	948,338	569,371	378,967	916,420	448,554	467,866	277,159	32,621	244,538
HINDU	0-5	296,935	142,951	153,984	296,390	142,553	153,837	1,469	393	1,076	76	5	71
	5-10	294,983	151,444	143,539	283,437	150,436	133,001	11,189	976	10,213	357	32	325
	10-15	261,858	142,037	119,821	204,940	136,305	68,635	54,419	5,623	48,796	2,499	109	2,390
	15-20	165,126	82,777	82,349	72,218	65,260	6,958	87,110	17,296	69,814	5,798	251	5,547
	20-40	616,081	288,288	327,793	58,945	54,429	4,516	491,578	226,575	265,004	75,557	7,284	68,273
	40-60	329,531	162,166	167,365	4,896	3,813	1,083	209,644	145,416	64,228	114,991	12,937	102,054
	60 and over	118,893	52,103	66,790	1,075	704	371	46,726	40,297	6,429	71,092	11,162	59,930
	Total	2,083,407	1,021,766	1,061,641	920,901	553,500	367,401	892,136	436,486	455,650	270,370	31,780	238,590
MUSALMAN.	0-5	5,132	2,517	2,615	5,114	2,509	2,605	16	7	9	2	1	1
	5-10	5,643	2,770	2,873	5,570	2,747	2,823	69	22	47	4	1	3
	10-15	5,068	2,662	2,404	4,467	2,614	1,853	578	47	531	21	1	20
	15-20	3,358	1,003	1,755	1,680	1,464	216	1,592	136	1,456	86	3	83
	20-40	12,776	6,106	6,670	1,679	1,600	79	9,708	4,359	5,349	1,389	147	1,242
	40-60	6,765	3,385	3,380	99	83	16	4,264	3,041	1,223	2,402	261	2,141
	60 and over	2,643	1,194	1,449	28	20	8	1,047	936	111	1,563	238	1,325
	Total	41,383	20,237	21,146	18,637	11,037	7,600	17,274	8,548	8,726	5,472	652	4,820
CHRISTIAN.	0-5	2,363	1,131	1,232	2,356	1,129	1,227	6	2	4	1	...	1
	5-10	2,453	1,223	1,230	2,425	1,217	1,208	26	6	20	2	...	2
	10-15	2,134	1,129	1,005	2,026	1,108	918	106	21	85	2	...	2
	15-20	1,422	652	770	867	612	255	536	40	496	19	...	19
	20-40	4,746	2,259	2,487	532	424	108	3,880	1,789	2,091	334	46	288
	40-60	2,275	1,219	1,056	40	15	25	1,660	1,141	519	575	63	512
	60 and over	673	351	322	12	5	7	341	287	54	320	59	261
	Total	16,066	7,964	8,102	8,258	4,510	3,748	6,555	3,286	3,269	1,263	168	1,085
OTHERS	0-5	190	95	95	190	95	95	...	...	...	...	...	...
	5-10	170	92	78	167	92	75	3	...	3	...	...	...
	10-15	127	71	56	107	69	38	16	2	14	4	...	4
	15-20	78	44	34	42	36	6	38	8	28	...	...	...
	20-40	338	175	163	36	32	4	282	136	146	20	7	13
	40-60	126	79	47	...	...	...	99	71	28	27	8	19
	60 and over	32	23	9	...	...	...	19	17	2	13	6	7
	Total	1,061	579	482	542	324	218	455	234	221	64	21	43



Table VII.

41

AGE, SEX AND  
CIVIL CONDITION—  
GÓDÁVARI AGENCY.

TABLE VII.

Age, Sex and Civil Condition—GÓDÁVARI AGENCY.

RELIGIONS.	AGE.	POPULATION.			UNMARRIED.			MARRIED.			WIDOWED.		
		Persons.	Males.	Females.	Persons.	Males.	Females.	Persons.	Males.	Females.	Persons.	Males.	Females.
1	2	3	4	5	6	7	8	9	10	11	12	13	14
ALL RELIGIONS.	0-5	23,313	11,241	12,072	23,230	11,209	12,021	80	31	49	3	1	2
	5-10	24,128	12,204	11,924	23,723	12,146	11,577	390	55	335	15	3	12
	10-15	19,259	10,317	8,942	16,783	10,020	6,763	2,373	284	2,089	98	13	85
	15-20	12,066	6,065	6,001	6,694	5,122	1,572	6,077	905	4,172	295	38	257
	20-40	50,561	25,255	25,306	6,744	5,701	1,043	36,800	18,357	20,443	5,017	1,197	3,820
	40-60	23,266	12,740	10,526	539	389	150	15,434	10,805	4,599	7,293	1,456	5,827
	60 and over	7,249	3,354	3,895	116	72	44	2,922	2,425	507	4,201	857	3,344
	Total	159,842	81,179	78,663	77,634	44,659	33,175	65,066	32,952	32,134	16,922	3,565	12,357
HINDU	0-5	22,232	10,708	11,544	22,171	10,976	11,495	78	31	47	3	1	2
	5-10	23,065	11,648	11,417	22,674	11,593	11,081	377	52	325	14	3	11
	10-15	18,397	9,855	8,542	15,975	9,565	6,410	2,326	277	2,049	96	13	83
	15-20	11,515	5,785	5,730	6,358	4,874	1,484	4,872	874	3,998	286	37	248
	20-40	48,409	24,186	24,223	6,444	5,441	1,003	37,165	17,602	19,563	4,800	1,143	3,657
	40-60	22,286	12,196	10,087	521	376	145	14,760	10,413	4,347	7,005	1,410	5,595
	60 and over	6,952	3,212	3,740	112	70	42	2,803	2,313	490	4,037	829	3,208
	Total	152,876	77,593	75,283	74,255	42,595	31,660	62,361	31,562	30,819	16,240	3,436	12,804
MUSALMAN.	0-5	281	139	142	279	139	140	2		2			
	5-10	236	129	107	229	126	103	7	3	4			
	10-15	266	153	113	249	153	96	16		16	1		1
	15-20	165	95	70	109	91	18	52	3	49	4	1	3
	20-40	722	382	340	125	118	7	500	247	253	97	17	80
	40-60	319	180	139	8	7	1	196	154	42	116	19	96
	60 and over	109	38	71	1		1	35	31	4	73	7	66
	Total	2,098	1,116	982	1,000	634	366	808	438	370	290	44	246
CHRISTIAN.	0-5	89	46	43	89	46	43						
	5-10	120	51	69	116	51	65	4		4			
	10-15	92	56	36	88	54	34	4	2	2			
	15-20	70	40	30	54	39	15	15	1	14	1		1
	20-40	230	121	109	51	42	9	160	74	86	19	5	14
	40-60	94	53	41	2	2		61	40	12	31	2	29
	60 and over	34	18	16				18	16	2	16	2	14
	Total	729	385	344	400	234	166	262	142	120	67	9	58
ANIMISTIC.	0-5	691	348	343	691	348	343						
	5-10	707	376	331	704	376	328	2		2	1		1
	10-15	504	253	251	476	248	228	27	5	22	1		1
	15-20	316	145	171	173	118	55	138	27	111	5		5
	20-40	1,200	565	634	124	100	24	975	434	541	101	32	69
	40-60	567	308	259	8	4	4	417	279	138	142	25	117
	60 and over	154	86	68	3	2	1	76	65	11	75	19	56
	Total	4,139	2,082	2,057	2,179	1,196	983	1,635	810	825	325	76	249



Table VII.

AGE, SEX AND  
CIVIL CONDITION—  
KISTNA DISTRICT.

42

TABLE VII.

Age, Sex and Civil Condition—KISTNA DISTRICT.

RELIGIONS.	AGE.	POPULATION.			UNMARRIED.			MARRIED.			WIDOWED.		
		Persons.	Males.	Females.	Persons.	Males.	Females.	Persons.	Males.	Females.	Persons.	Males.	Females.
1	2	3	4	5	6	7	8	9	10	11	12	13	14
ALL RELIGIONS.	0-5	287,258	140,375	146,883	286,540	140,168	146,372	693	207	486	25	...	25
	5-10	305,307	152,353	152,954	296,159	151,665	144,494	8,901	667	8,234	247	21	226
	10-15	278,019	146,612	131,406	224,477	143,064	81,413	51,738	3,479	48,259	1,803	60	1,734
	15-20	166,794	86,766	80,028	81,896	73,897	7,999	80,739	12,074	68,665	4,169	185	3,964
	20-40	632,583	316,901	315,682	75,679	71,579	4,106	498,740	238,147	260,593	58,164	6,881	51,283
	40-60	344,085	180,167	163,918	4,677	3,455	1,222	241,294	163,001	78,293	98,114	13,711	84,403
	60 and over	140,758	67,427	73,331	1,272	826	446	61,467	52,964	8,503	78,019	13,637	64,382
	Total	2,154,893	1,090,301	1,064,592	970,700	584,648	386,052	943,572	471,139	472,433	240,531	34,514	206,017
HINDU	0-5	253,508	123,947	129,561	252,885	123,788	129,097	598	159	439	25	...	25
	5-10	267,841	133,755	134,086	259,061	133,156	125,905	8,551	579	7,972	229	20	209
	10-15	245,137	129,253	115,884	194,302	125,927	68,375	49,102	3,260	45,842	1,733	66	1,667
	15-20	148,716	77,136	71,580	71,105	64,779	6,326	73,716	12,174	61,542	3,895	183	3,712
	20-40	563,137	282,128	281,009	66,448	62,879	3,569	443,145	213,067	230,078	53,544	6,182	47,362
	40-60	307,617	160,434	147,183	4,339	3,134	1,105	213,774	144,776	69,004	89,604	12,530	77,074
	60 and over	126,958	60,254	66,704	1,162	751	411	54,663	47,063	7,600	71,133	12,440	58,693
	Total	1,912,914	966,907	946,007	849,202	514,414	334,788	843,549	421,072	422,477	220,163	31,421	188,742
MUSLIMAN.	0-5	18,285	8,847	9,438	18,232	8,819	9,413	53	28	25	...	...	...
	5-10	20,282	9,956	10,326	20,098	9,912	10,186	172	43	129	12	1	11
	10-15	17,718	9,268	8,450	16,367	9,186	7,181	1,323	81	1,242	28	1	27
	15-20	10,270	5,471	4,799	6,160	5,246	914	3,977	220	3,757	133	5	128
	20-40	37,921	18,979	18,942	5,723	5,479	244	29,491	13,202	16,289	2,707	298	2,409
	40-60	19,766	10,495	9,271	246	196	50	14,490	9,734	4,756	5,030	565	4,465
	60 and over	7,811	3,908	3,903	89	45	14	3,629	3,196	433	4,123	667	3,456
	Total	132,053	66,924	65,129	66,885	38,883	28,002	53,135	26,504	26,631	12,033	1,537	10,496
CHRISTIAN.	0-5	14,035	6,883	7,152	14,000	6,863	7,137	35	20	15	...	...	...
	5-10	15,799	7,909	7,890	15,637	7,867	7,770	156	42	114	6	...	6
	10-15	14,133	7,525	6,608	12,860	7,401	5,459	1,214	123	1,091	39	1	38
	15-20	7,257	3,886	3,371	4,340	3,630	710	2,792	250	2,542	125	6	119
	20-40	29,040	14,253	14,787	3,235	2,974	261	23,974	10,903	13,071	1,831	376	1,455
	40-60	15,596	8,611	6,985	167	107	60	12,117	7,921	4,196	3,312	583	2,729
	60 and over	5,554	3,027	2,527	45	25	20	2,924	2,513	411	2,585	489	2,096
	Total	101,414	52,094	49,320	50,304	28,867	21,437	43,212	21,772	21,440	7,898	1,455	6,443
OTHERS.	0-5	1,430	698	732	1,423	698	725	7	...	7	...	...	...
	5-10	1,385	733	652	1,363	730	633	22	3	19	...	...	...
	10-15	1,030	566	464	928	550	378	99	15	84	3	1	2
	15-20	551	273	278	291	212	49	254	30	224	6	1	5
	20-40	2,485	1,241	1,244	273	241	32	2,130	975	1,155	82	25	57
	40-60	1,106	627	479	25	18	7	913	576	337	168	33	135
	60 and over	435	238	197	6	5	1	251	192	59	178	41	137
	Total	8,422	4,376	4,046	4,309	2,484	1,825	3,676	1,701	1,885	437	101	336



TABLE VII.

Table VII.  
AGE, SEX AND  
CIVIL CONDITION—  
NELLORE DISTRICT.

## Age, Sex and Civil Condition—NELLORE DISTRICT.

RELIGIONS.	AGE.	POPULATION.			UNMARRIED.			MARRIED.			WIDOWED.		
		Persons.	Males.	Females.	Persons.	Males.	Females.	Persons.	Males.	Females.	Persons.	Males.	Females.
1	2	3	4	5	6	7	8	9	10	11	12	13	14
ALL RELIGIONS.	0-5	176,581	88,501	92,080	178,025	86,380	91,645	515	117	398	41	4	37
	5-10	201,517	100,496	101,021	197,021	100,987	96,034	4,281	302	3,889	215	17	198
	10-15	189,405	100,034	89,371	184,036	98,098	65,938	24,267	1,013	23,254	1,102	23	1,079
	15-20	101,496	54,007	46,889	62,342	51,365	10,977	36,792	3,171	33,621	2,362	71	2,291
	20-40	432,527	210,832	221,695	89,887	84,095	4,892	298,333	120,982	177,351	44,307	4,855	39,452
	40-60	280,621	146,548	134,073	7,128	5,824	1,304	187,497	127,530	59,967	85,996	13,194	72,802
	60 and over	112,840	53,499	59,341	1,304	901	313	46,050	40,449	5,601	65,486	12,059	53,427
	Total	1,496,987	752,517	744,470	699,743	428,640	271,103	597,735	293,654	304,081	199,509	30,224	169,286
HINDU	0-5	159,951	77,398	82,553	159,451	77,287	82,164	461	107	354	39	4	35
	5-10	180,037	89,759	90,278	175,848	89,403	86,445	3,990	343	3,647	199	13	186
	10-15	170,340	89,846	80,494	146,613	88,900	57,713	22,688	924	21,764	1,039	22	1,017
	15-20	91,948	49,405	42,543	56,188	46,399	9,789	33,550	2,940	30,610	2,210	66	2,144
	20-40	393,587	191,967	201,620	82,729	78,264	4,465	269,587	109,276	160,311	41,271	4,427	36,844
	40-60	256,501	133,817	122,684	6,746	5,531	1,215	169,925	116,084	53,841	79,830	12,202	67,628
	60 and over	103,882	48,842	55,040	1,213	927	286	41,747	36,745	5,002	60,922	11,170	49,752
	Total	1,356,246	681,034	675,212	628,788	386,711	242,077	541,948	266,419	275,529	185,510	27,904	157,600
MUSALMAN.	0-5	10,902	5,349	5,553	10,871	5,343	5,528	29	6	23	2	...	2
	5-10	12,572	6,294	6,278	12,420	6,207	6,153	142	23	119	10	4	6
	10-15	11,097	5,952	5,145	10,219	5,011	4,908	844	40	804	34	1	33
	15-20	5,853	3,222	2,631	3,764	3,103	661	2,007	117	1,890	82	2	80
	20-40	23,067	11,252	11,815	4,579	4,358	221	16,584	6,655	9,929	1,904	239	1,665
	40-60	13,925	7,282	6,643	249	200	49	9,845	6,514	3,331	3,831	568	3,263
	60 and over	5,470	2,790	2,680	65	45	20	2,578	2,203	375	2,827	542	2,285
	Total	82,886	42,141	40,745	42,167	25,227	16,940	32,029	15,558	16,471	8,690	1,356	7,334
CHRISTIAN.	0-5	7,054	3,431	3,623	7,030	3,427	3,603	24	4	20	...	...	...
	5-10	8,315	4,111	4,204	8,170	4,090	4,080	139	21	118	6	...	6
	10-15	7,524	4,000	3,524	6,785	3,953	2,832	712	47	665	27	...	27
	15-20	3,397	1,861	1,536	2,254	1,762	492	1,081	96	985	62	3	59
	20-40	14,724	7,073	7,651	2,498	2,310	188	11,149	4,587	6,562	1,077	176	901
	40-60	9,604	5,114	4,490	130	90	40	7,243	4,626	2,617	2,231	308	1,833
	60 and over	3,330	1,774	1,556	25	18	7	1,639	1,430	209	1,666	326	1,340
	Total	53,948	27,364	26,584	26,692	15,650	11,242	21,987	10,811	11,176	5,069	903	4,166
OTHERS	0-5	674	323	351	673	323	350	1	...	1	...	...	...
	5-10	593	332	261	583	327	256	10	5	5	...	...	...
	10-15	444	236	208	419	234	185	23	2	21	2	...	2
	15-20	298	119	179	136	101	35	154	18	136	8	...	8
	20-40	1,149	540	609	81	63	18	1,013	464	549	55	13	42
	40-60	591	335	256	3	3	...	484	306	178	104	26	78
	60 and over	158	93	65	1	1	...	86	71	15	71	21	50
	Total	3,907	1,978	1,929	1,896	1,052	844	1,771	866	905	240	60	180



Table VII.

AGE, SEX AND  
CIVIL CONDITION—  
CUDDAPAH DISTRICT.

44

TABLE VII.

Age, Sex and Civil Condition—CUDDAPAH DISTRICT.

RELIGIONS.	AGE.	POPULATION.			UNMARRIED.			MARRIED.			WIDOWED.		
		Persons.	Males.	Females.	Persons.	Males.	Females.	Persons.	Males.	Females.	Persons.	Males.	Females.
1	2	3	4	5	6	7	8	9	10	11	12	13	14
ALL RELIGIONS.	0-5 ...	143,615	69,587	74,028	143,102	69,412	73,690	462	164	298	51	11	40
	5-10 ...	173,575	88,507	90,068	174,482	88,168	86,314	3,867	300	3,567	226	39	187
	10-15 ...	165,374	87,851	77,523	140,847	86,802	54,045	23,507	1,014	22,493	1,020	35	985
	15-20 ...	81,587	44,988	36,599	48,855	42,096	6,759	30,888	2,841	28,027	1,884	51	1,813
	20-40 ...	395,360	196,527	198,833	81,344	78,211	3,133	260,741	111,716	149,025	53,275	6,000	46,675
	40-60 ...	245,347	130,134	115,213	10,593	9,680	913	139,011	100,391	38,620	95,743	20,063	75,680
	60 and over ...	61,409	38,224	43,185	1,728	1,428	300	27,058	24,235	2,823	52,623	12,561	40,062
	Total ...	1,291,267	655,818	635,449	600,951	375,797	225,154	485,514	240,661	244,853	204,802	39,360	165,442
HINDU	0-5 ...	124,411	60,166	64,245	123,954	60,006	63,948	408	149	260	48	11	37
	5-10 ...	155,293	76,956	78,337	151,418	76,661	74,757	3,673	262	3,411	202	33	169
	10-15 ...	145,320	76,882	68,438	122,496	75,921	46,565	21,880	931	20,949	954	30	924
	15-20 ...	71,681	39,605	32,276	42,787	36,928	5,859	27,361	2,626	24,735	1,733	51	1,682
	20-40 ...	352,184	175,282	176,902	73,534	70,757	2,777	229,564	98,548	131,016	49,086	5,977	43,109
	40-60 ...	220,314	116,643	103,671	9,939	9,129	810	122,650	88,971	33,679	87,725	18,543	69,182
	60 and over ...	73,051	33,998	39,053	1,607	1,333	274	23,632	21,212	2,420	47,812	11,453	36,359
	Total ...	1,142,454	570,532	562,922	525,725	330,735	194,990	422,169	212,609	210,470	187,560	36,098	151,462
MUSALMAN.	0-5 ...	16,757	8,231	8,526	16,716	8,221	8,495	39	10	29	2	...	2
	5-10 ...	20,370	10,103	10,267	20,191	10,069	10,122	158	29	129	21	5	16
	10-15 ...	17,446	9,590	7,856	15,958	9,515	6,441	1,441	70	1,371	49	5	44
	15-20 ...	8,553	4,751	3,802	5,302	4,560	742	3,131	191	2,940	120	...	120
	20-40 ...	37,498	18,424	19,034	6,870	6,587	283	26,950	11,347	15,603	3,648	500	3,148
	40-60 ...	21,684	11,669	9,995	542	455	87	14,186	9,933	4,253	6,936	1,281	5,655
	60 and over ...	7,279	3,654	3,625	108	86	22	2,956	2,614	342	4,215	954	3,261
	Total ...	129,537	66,432	63,105	65,685	39,493	26,192	48,861	24,194	24,667	14,991	2,745	12,246
CHRISTIAN.	0-5 ...	2,397	1,163	1,234	2,384	1,159	1,225	12	4	8	1	...	1
	5-10 ...	2,859	1,419	1,440	2,821	1,410	1,411	35	8	27	3	1	2
	10-15 ...	2,564	1,351	1,213	2,365	1,338	1,027	183	13	169	17	...	17
	15-20 ...	1,123	610	513	742	588	154	370	22	348	11	...	11
	20-40 ...	5,595	2,755	2,840	919	848	71	4,141	1,787	2,354	535	120	415
	40-60 ...	3,313	1,782	1,531	109	93	16	2,134	1,454	680	1,070	235	835
	60 and over ...	1,072	568	504	13	9	4	485	405	60	594	154	440
	Total ...	18,923	9,648	9,275	9,353	5,445	3,908	7,339	3,693	3,646	2,231	510	1,721
OTHERS	0-5 ...	50	27	23	48	26	22	2	1	1	...	...	...
	5-10 ...	53	29	24	52	28	24	1	1	...	...	...	...
	10-15 ...	44	28	16	40	28	12	4	...	4	...	...	...
	15-20 ...	30	22	8	24	20	4	6	2	4	...	...	...
	20-40 ...	113	56	57	21	19	2	86	34	52	6	3	3
	40-60 ...	56	40	16	3	3	...	41	33	8	12	4	8
	60 and over ...	7	4	3	...	...	...	5	4	1	2	...	2
	Total ...	353	206	147	188	124	64	145	75	70	20	7	13



Table VII.  
AGE, SEX AND  
CIVIL CONDITION—  
KURNOOL DISTRICT.

TABLE VII.

## Age, Sex and Civil Condition—KURNOOL DISTRICT.

RELIGIONS	AGE.	POPULATION.			UNMARRIED.			MARRIED.			WIDOWED.		
		Persons.	Males.	Females.	Persons.	Males.	Females.	Persons.	Males.	Females.	Persons.	Males.	Females.
1	2	3	4	5	6	7	8	9	10	11	12	13	14
ALL RELIGIONS.	0-5 ...	105,179	51,480	53,699	104,925	51,425	53,500	242	53	189	12	2	10
	5-10 ...	123,789	61,822	61,967	120,326	61,556	58,770	3,556	261	3,095	107	5	102
	10-15 ...	118,044	62,492	55,552	97,108	60,665	36,443	20,145	1,788	18,357	791	39	752
	15-20 ...	53,939	29,743	24,195	29,884	25,851	4,033	22,860	3,790	19,070	1,195	102	1,093
	20-40 ...	258,193	124,866	133,327	37,960	35,479	2,381	189,097	84,819	104,278	31,236	4,568	26,668
	40-60 ...	160,208	85,148	75,060	5,087	4,323	764	97,279	68,486	28,793	57,842	12,339	45,503
	60 and over ...	52,703	25,064	27,639	890	641	249	18,654	16,302	2,352	33,159	8,121	25,038
	Total ...	872,055	440,615	431,440	396,080	239,940	156,140	351,633	175,499	176,134	124,342	25,176	99,166
HINDU	0-5 ...	86,213	41,976	44,237	86,007	41,931	44,076	198	45	153	8	...	8
	5-10 ...	102,536	51,201	51,335	99,363	50,985	48,378	3,088	213	2,875	85	3	82
	10-15 ...	98,498	52,036	46,462	79,546	50,373	29,173	18,228	1,627	16,601	724	36	688
	15-20 ...	44,786	24,648	20,118	24,215	21,002	3,123	19,451	3,458	15,993	1,100	98	1,002
	20-40 ...	217,514	105,341	112,173	32,184	30,134	2,050	157,754	71,250	86,504	27,576	3,957	23,619
	40-60 ...	135,153	71,765	63,388	4,608	3,910	698	80,365	56,989	23,376	50,180	10,866	39,314
	60 and over ...	44,102	20,746	23,356	766	554	212	15,121	13,215	1,906	28,215	6,977	21,238
	Total ...	728,782	367,713	361,069	326,589	198,979	127,710	294,205	146,797	147,408	107,888	21,937	85,951
MUSLIMAN.	0-5 ...	14,235	7,230	7,005	14,213	7,228	6,985	21	1	20	1	1	...
	5-10 ...	15,583	7,765	7,818	15,367	7,731	7,636	200	33	167	16	1	15
	10-15 ...	14,823	7,837	6,986	13,056	7,709	5,347	1,524	127	1,397	43	1	42
	15-20 ...	7,064	3,967	3,077	4,343	3,720	623	2,652	264	2,388	69	3	66
	20-40 ...	30,489	14,713	15,776	4,118	3,903	215	23,557	10,342	13,215	2,814	468	2,346
	40-60 ...	18,884	10,043	8,841	375	331	44	12,595	8,584	4,011	5,914	1,128	4,786
	60 and over ...	6,748	3,312	3,436	96	68	28	2,668	2,321	347	3,984	923	3,061
	Total ...	107,626	54,887	52,739	51,568	30,690	20,878	43,217	21,672	21,545	12,841	2,525	10,316
CHRISTIAN.	0-5 ...	4,499	2,157	2,342	4,474	2,140	2,325	22	7	15	3	1	2
	5-10 ...	5,410	2,732	2,678	5,346	2,719	2,627	58	12	46	6	1	5
	10-15 ...	4,709	2,501	2,208	4,307	2,468	1,839	378	31	347	24	2	22
	15-20 ...	2,003	1,056	947	1,259	992	267	718	63	655	26	1	25
	20-40 ...	9,706	4,589	5,117	1,485	1,380	105	7,391	3,074	4,317	830	135	695
	40-60 ...	5,924	3,177	2,747	98	76	22	4,123	2,769	1,354	1,703	332	1,371
	60 and over ...	1,792	966	826	26	17	9	837	739	98	929	210	719
	Total ...	34,043	17,178	16,865	16,995	9,801	7,194	13,527	6,695	6,832	3,521	682	2,899
OTHERS	0-5 ...	232	117	115	231	117	114	1	...	1	...	...	...
	5-10 ...	260	124	136	250	121	129	10	3	7	...	...	...
	10-15 ...	214	118	96	199	115	84	15	3	12	...	...	...
	15-20 ...	106	52	54	67	47	20	39	5	34	...	...	...
	20-40 ...	484	223	261	73	62	11	395	153	242	16	8	8
	40-60 ...	247	163	84	6	6	...	196	144	52	45	13	32
	60 and over ...	61	40	21	2	2	...	28	27	1	31	11	20
	Total ...	1,804	837	767	828	470	358	684	335	349	92	32	60



**Table VII.**  
**AGE, SEX AND**  
**CIVIL CONDITION—**  
**BELLARY DISTRICT.**

46

**TABLE VII.**

**Age, Sex and Civil Condition—BELLARY DISTRICT.**

RELIGIONS.	AGE.	POPULATION.			UNMARRIED.			MARRIED.			WIDOWED.		
		Persons.	Males.	Females.	Persons.	Males.	Females.	Persons.	Males.	Females.	Persons.	Males.	Females.
1	2	3	4	5	6	7	8	9	10	11	12	13	14
ALL RELIGIONS.	0-5	123,220	60,123	63,097	123,566	59,965	62,601	636	155	481	18	3	15
	5-10	143,482	70,921	72,561	137,226	70,225	67,001	6,079	677	5,402	177	19	158
	10-15	127,029	66,737	60,292	100,165	62,788	37,377	25,973	3,809	22,164	891	140	751
	15-20	65,446	36,895	31,551	33,963	29,319	4,644	32,982	7,373	25,609	1,501	203	1,298
	20-40	284,936	142,112	142,824	38,881	32,824	6,057	215,841	103,320	112,521	30,214	5,968	24,246
	40-60	153,631	81,643	71,988	6,012	3,897	2,115	93,805	64,581	29,224	53,814	13,165	40,649
	60 and over	46,470	22,445	24,025	1,174	619	555	16,564	14,024	2,540	28,732	7,802	20,930
	Total	947,214	480,876	466,338	439,987	259,637	180,350	391,880	193,939	197,941	115,347	27,900	88,047
HINDU ...	0-5	108,955	52,987	55,968	108,353	52,856	55,497	588	131	457	14	...	14
	5-10	127,662	63,083	64,779	121,947	62,446	59,501	5,754	624	5,130	161	13	148
	10-15	113,817	59,534	54,283	88,854	55,964	32,890	24,129	3,440	20,689	834	130	704
	15-20	60,741	32,677	28,064	29,691	25,729	3,962	29,665	6,775	22,890	1,385	173	1,212
	20-40	255,013	126,781	128,232	34,185	28,500	5,685	193,144	92,932	100,212	27,684	5,349	22,335
	40-60	137,659	73,120	64,539	5,550	3,498	2,052	83,257	57,610	25,677	48,822	12,012	36,810
	60 and over	40,868	19,573	21,295	1,040	547	493	14,238	12,064	2,174	25,590	6,962	18,628
	Total	844,915	427,755	417,160	389,620	229,540	160,080	350,805	173,576	177,229	104,490	24,639	79,551
MUSALMAN.	0-5	13,525	6,735	6,790	13,475	6,710	6,765	46	22	24	4	3	1
	5-10	14,747	7,394	7,353	14,418	7,337	7,081	315	51	264	14	6	8
	10-15	12,418	6,794	5,624	10,609	6,426	4,183	1,755	358	1,397	54	10	44
	15-20	7,103	3,899	3,204	3,845	3,298	547	3,149	571	2,578	109	30	79
	20-40	27,397	13,800	13,597	3,723	3,505	218	21,338	9,720	11,618	2,336	575	1,761
	40-60	14,993	7,988	7,005	410	364	46	9,923	6,552	3,371	4,660	1,072	3,588
	60 and over	5,269	2,727	2,542	126	67	59	2,217	1,874	343	2,926	786	2,140
	Total	95,452	49,337	46,115	46,606	27,707	18,899	38,743	19,148	19,595	10,103	2,482	7,621
CHRISTIAN.	0-5	569	300	269	567	298	269	2	2	...	...	...	...
	5-10	688	348	340	682	348	334	5	...	5	1	...	1
	10-15	596	292	304	560	291	269	34	1	33	2	...	2
	15-20	420	200	220	323	192	131	95	8	87	2	...	2
	20-40	1,899	1,139	760	856	704	152	928	414	514	115	21	94
	40-60	659	342	317	42	26	16	391	265	126	226	51	175
	60 and over	235	105	130	8	5	3	86	66	20	141	34	107
	Total	5,066	2,726	2,340	3,038	1,864	1,174	1,541	756	785	487	106	381
OTHERS ...	0-5	171	101	70	171	101	70	...	...	...	...	...	...
	5-10	185	96	89	179	94	85	5	2	3	1	...	1
	10-15	195	117	81	142	107	35	55	10	45	1	...	1
	15-20	182	119	63	104	100	4	73	19	54	5	...	5
	20-40	627	392	235	117	115	2	431	254	177	79	23	56
	40-60	320	193	127	10	9	1	204	154	50	106	30	76
	60 and over	98	40	58	...	...	...	23	20	3	75	20	55
	Total	1,781	1,058	723	723	526	197	791	459	332	267	73	194



**Table VII.**  
AGE, SEX AND  
CIVIL CONDITION—  
ANANTAPUR DISTRICT.

**TABLE VII.****Age, Sex and Civil Condition—ANANTAPUR DISTRICT.**

RELIGIONS.	AGE.	POPULATION.			UNMARRIED.			MARRIED.			WIDOWED.		
		Persons.	Males.	Females.	Persons.	Males.	Females.	Persons.	Males.	Females.	Persons.	Males.	Females.
1	2	3	4	5	6	7	8	9	10	11	12	13	14
ALL RELIGIONS.	0-5 ...	96,702	46,571	50,131	96,237	46,456	49,781	424	108	316	41	7	34
	5-10 ...	118,915	58,762	60,153	115,549	58,484	57,065	3,231	258	2,973	135	20	115
	10-15 ...	102,666	54,276	48,390	85,245	53,121	32,124	16,824	1,109	15,715	597	46	551
	15-20 ...	51,446	27,957	23,489	28,528	24,961	3,567	21,752	2,947	18,805	1,166	49	1,117
	20-40 ...	232,849	117,049	115,800	41,258	38,567	2,691	163,306	74,050	89,256	28,285	4,432	23,853
	40-60 ...	138,788	75,719	63,067	6,270	5,236	1,034	81,698	57,923	23,775	50,818	12,560	38,258
	60 and over ...	46,890	23,022	23,868	1,242	930	312	16,055	13,900	2,155	29,593	8,192	21,401
	Total ...	788,254	403,356	384,898	374,329	227,755	146,574	303,290	150,295	152,995	110,635	25,306	85,329
HINDU ...	0-5 ...	87,021	41,858	45,163	86,590	41,754	44,836	393	98	295	38	6	32
	5-10 ...	107,750	53,189	54,561	104,537	52,946	51,591	3,087	225	2,862	126	18	108
	10-15 ...	93,461	40,341	44,120	76,975	48,248	28,727	15,912	1,049	14,863	574	44	590
	15-20 ...	46,668	25,326	21,342	25,689	22,508	3,181	19,864	2,772	17,092	1,115	46	1,069
	20-40 ...	213,188	107,234	105,954	38,095	35,569	2,526	148,284	67,478	80,806	26,809	4,187	22,622
	40-60 ...	127,458	69,561	57,897	5,990	4,999	991	73,827	52,665	21,162	47,641	11,897	35,744
	60 and over ...	42,815	20,913	21,902	1,165	865	300	14,325	12,410	1,915	27,325	7,638	19,687
	Total ...	718,361	367,422	350,939	339,041	206,889	132,152	275,692	136,697	138,995	103,628	23,836	79,792
MUSALMAN	0-5 ...	8,097	3,930	4,167	8,072	3,921	4,151	23	8	15	2	1	1
	5-10 ...	9,358	4,680	4,678	9,227	4,650	4,577	122	28	94	9	2	7
	10-15 ...	7,787	4,191	3,596	6,994	4,141	2,853	775	48	727	18	2	16
	15-20 ...	3,957	2,140	1,817	2,278	1,998	280	1,635	141	1,494	44	1	43
	20-40 ...	16,545	8,207	8,338	2,598	2,491	107	12,663	5,521	7,142	1,284	195	1,089
	40-60 ...	9,629	5,175	4,454	226	190	36	6,643	4,435	2,208	2,760	550	2,210
	60 and over ...	3,544	1,819	1,725	89	61	8	1,503	1,296	207	1,972	462	1,510
	Total ...	58,917	30,142	28,775	29,464	17,452	12,012	23,364	11,477	11,887	6,089	1,213	4,876
CHRISTIAN.	0-5 ...	381	194	187	377	194	183	3	...	3	1	...	1
	5-10 ...	421	200	221	420	200	220	1	...	1	...	...	...
	10-15 ...	266	144	122	247	144	103	18	...	18	1	...	1
	15-20 ...	270	195	75	223	191	32	46	4	42	1	...	1
	20-40 ...	864	459	405	211	178	33	593	269	324	60	12	48
	40-60 ...	370	216	154	8	7	1	263	183	80	99	26	73
	60 and over ...	103	41	62	1	1	...	33	26	7	69	14	55
	Total ...	2,675	1,449	1,226	1,487	915	572	957	482	475	231	52	179
OTHERS ...	0-5 ...	1,203	589	614	1,198	587	611	5	2	3	...	...	...
	5-10 ...	1,386	693	693	1,365	688	677	21	5	16	...	...	...
	10-15 ...	1,152	600	552	1,029	588	441	119	12	107	4	...	4
	15-20 ...	551	296	255	338	264	74	207	30	177	6	2	4
	20-40 ...	2,252	1,149	1,103	354	329	25	1,766	782	984	132	38	94
	40-60 ...	1,329	767	562	46	40	6	965	640	325	318	87	231
	60 and over ...	428	240	179	7	3	4	194	168	26	227	78	149
	Total ...	8,301	4,343	3,958	4,337	2,499	1,838	3,277	1,639	1,638	687	205	482



Table VII.

AGE, SEX AND  
CIVIL CONDITION—  
MADRAS CITY.

48

TABLE VII.

Age, Sex and Civil Condition—MADRAS CITY.

RELIGIONS.	AGE.	POPULATION.			UNMARRIED.			MARRIED.			WIDOWED.		
		Persons.	Males.	Females.	Persons.	Males.	Females.	Persons.	Males.	Females.	Persons.	Males.	Females.
1	2	3	4	5	6	7	8	9	10	11	12	13	14
ALL RELIGIONS.	0-5 ...	58,981	28,731	30,250	58,801	28,646	30,155	170	81	89	10	4	6
	5-10 ...	60,683	30,214	30,469	59,956	30,021	29,935	690	187	503	37	6	31
	10-15 ...	55,927	28,999	26,928	50,871	28,485	22,386	4,913	501	4,412	143	13	130
	15-20 ...	45,158	22,652	22,506	27,429	20,486	6,943	17,117	2,132	14,985	612	34	578
	20-40 ...	169,917	85,063	84,854	29,480	24,979	4,501	127,180	57,896	69,284	13,257	2,188	11,069
	40-60 ...	90,384	47,009	43,315	2,526	1,709	817	60,487	41,224	19,263	27,371	4,136	23,235
	60 and over ...	28,296	14,002	14,294	740	546	194	11,574	10,089	1,485	15,982	3,367	12,615
	Total ...	509,346	256,730	252,616	229,803	134,872	94,931	222,131	112,110	110,021	57,412	9,748	47,664
HINDU	0-5 ...	47,693	23,093	24,600	47,537	23,014	24,523	147	75	72	9	4	5
	5-10 ...	48,982	24,478	24,504	48,342	24,307	24,035	608	165	443	32	6	26
	10-15 ...	44,523	23,174	21,349	39,944	22,714	17,230	4,447	449	3,998	132	11	121
	15-20 ...	35,490	18,068	17,422	20,498	16,084	4,414	14,454	1,961	12,503	538	33	505
	20-40 ...	138,240	68,977	69,263	21,477	18,640	2,828	105,633	48,472	57,161	11,130	1,856	9,274
	40-60 ...	73,875	38,651	35,224	1,821	1,246	575	49,566	33,957	15,609	22,488	3,448	19,040
	60 and over ...	21,845	10,845	11,000	348	233	115	9,037	7,930	1,107	12,460	2,682	9,778
	Total ...	410,648	207,286	203,362	179,967	106,247	73,720	183,892	92,999	90,893	46,789	8,040	38,749
MUSLIMAN.	0-5 ...	6,530	3,250	3,280	6,515	3,250	3,265	14	...	14	1	...	1
	5-10 ...	6,495	3,182	3,313	6,439	3,166	3,273	51	16	35	5	...	5
	10-15 ...	6,354	3,348	3,006	5,940	3,306	2,634	404	40	364	10	2	8
	15-20 ...	5,307	2,649	2,658	3,344	2,511	833	1,909	138	1,771	54	...	54
	20-40 ...	18,340	9,259	9,081	3,171	2,863	308	13,913	6,208	7,705	1,256	188	1,068
	40-60 ...	10,147	5,239	4,908	227	179	48	6,888	4,705	2,183	3,032	355	2,677
	60 and over ...	4,158	2,178	1,980	276	258	18	1,751	1,521	230	2,131	399	1,732
	Total ...	57,331	29,105	28,226	25,912	15,533	10,379	24,930	12,628	12,302	6,489	944	5,545
CHRISTIAN.	0-5 ...	4,733	2,382	2,351	4,724	2,376	2,348	9	6	3	...	...	...
	5-10 ...	5,173	2,538	2,635	5,143	2,532	2,611	30	6	24	...	...	...
	10-15 ...	4,999	2,442	2,557	4,941	2,434	2,507	57	8	49	1	...	1
	15-20 ...	4,313	1,903	2,410	3,566	1,863	1,693	737	39	698	20	1	19
	20-40 ...	13,151	6,689	6,462	4,782	3,422	1,360	7,502	3,124	4,378	867	143	724
	40-60 ...	6,308	3,140	3,168	475	281	194	3,989	2,529	1,460	1,844	339	1,514
	60 and over ...	2,281	971	1,310	114	53	61	781	633	148	1,386	285	1,101
	Total ...	40,958	20,065	20,893	23,735	12,961	10,774	13,105	6,345	6,760	4,118	759	3,359
OTHERS	0-5 ...	25	6	19	25	6	19	...	...	...	...	...	...
	5-10 ...	33	16	17	32	16	16	1	...	1	...	...	...
	10-15 ...	51	35	16	46	31	15	5	4	1	...	...	...
	15-20 ...	49	32	16	31	28	3	17	4	13	...	...	...
	20-40 ...	186	138	48	50	45	5	132	92	40	4	1	3
	40-60 ...	54	39	15	3	2	...	44	33	11	7	3	4
	60 and over ...	12	8	4	2	2	...	5	5	...	5	1	4
	Total ...	409	274	135	189	131	58	204	138	66	16	5	11



Table VII.

49

AGE, SEX AND  
CIVIL CONDITION—  
CHINGLEPUT DISTRICT.

TABLE VII.

Age, Sex and Civil Condition—CHINGLEPUT DISTRICT.

RELI- GIONS.	AGE.	POPULATION.			UNMARRIED.			MARRIED.			WIDOWED.		
		Persons.	Males.	Females.	Persons.	Males.	Females.	Persons.	Males.	Females.	Persons.	Males.	Females.
1	2	3	4	5	6	7	8	9	10	11	12	13	14
ALL RELIGIONS.	0-5 ...	190,074	91,565	98,509	189,570	91,397	98,173	480	164	316	24	4	20
	5-10 ...	188,816	92,616	96,200	186,375	92,280	94,095	2,352	322	2,030	89	14	75
	10-15 ...	164,113	87,329	76,784	150,324	86,487	63,837	13,479	835	12,644	310	7	303
	15-20 ...	102,103	54,195	47,908	65,019	51,379	13,640	36,084	2,783	33,301	1,000	33	967
	20-40 ...	375,956	182,682	193,274	62,357	57,002	4,755	286,085	121,193	164,892	27,514	3,887	23,627
	40-60 ...	214,461	113,545	100,916	3,873	2,870	1,003	152,162	101,524	50,638	58,426	9,151	49,275
	60 and over ...	76,599	39,499	37,100	872	651	221	34,632	30,133	4,499	41,095	8,715	32,380
	Total ...	1,312,122	631,431	650,691	658,390	382,666	275,724	525,274	250,954	268,320	128,458	31,811	106,647
HINDU	0-5 ...	181,871	87,496	94,375	181,389	87,337	94,052	461	155	306	21	4	17
	5-10 ...	180,296	88,259	92,037	177,905	87,939	89,966	2,309	308	2,001	82	12	70
	10-15 ...	157,092	83,583	73,509	143,729	82,776	60,953	13,058	800	12,258	305	7	298
	15-20 ...	97,322	51,710	45,612	61,869	48,992	12,877	34,496	2,685	31,811	957	33	924
	20-40 ...	359,344	174,358	184,986	59,210	54,836	4,374	273,621	115,794	157,827	26,513	3,728	22,785
	40-60 ...	205,860	108,946	96,914	3,631	2,742	889	145,996	97,372	48,624	56,233	8,832	47,401
	60 and over ...	73,472	37,848	35,624	819	615	204	33,160	28,862	4,298	39,493	8,371	31,122
	Total ...	1,255,257	632,200	623,057	628,552	365,237	263,315	503,101	245,976	257,125	123,604	20,987	102,617
MUSALMAN	0-5 ...	4,275	2,145	2,130	4,266	2,140	2,126	8	5	3	1	...	1
	5-10 ...	4,408	2,239	2,169	4,385	2,230	2,155	18	7	11	5	2	3
	10-15 ...	3,376	1,779	1,597	3,123	1,767	1,361	245	12	234	2	...	2
	15-20 ...	2,527	1,312	1,215	1,539	1,255	284	963	57	906	25	...	25
	20-40 ...	9,024	4,625	4,399	1,635	1,532	103	6,843	3,004	3,839	546	89	457
	40-60 ...	4,615	2,486	2,129	125	63	62	3,272	2,272	1,000	1,218	151	1,067
	60 and over ...	1,785	954	831	32	23	9	859	750	109	894	181	713
	Total ...	30,010	15,540	14,470	15,110	9,010	6,100	12,209	6,107	6,102	2,691	423	2,268
CHRISTIAN	0-5 ...	3,886	1,902	1,984	3,873	1,898	1,975	11	4	7	2	...	2
	5-10 ...	4,072	2,102	1,970	4,047	2,005	1,952	23	7	16	2	...	2
	10-15 ...	3,587	1,931	1,656	3,419	1,911	1,508	165	20	145	3	...	3
	15-20 ...	2,219	1,152	1,067	1,592	1,116	476	610	36	574	17	...	17
	20-40 ...	7,458	3,630	3,828	1,497	1,220	277	5,517	2,342	3,175	444	68	376
	40-60 ...	3,924	2,080	1,844	116	64	52	2,854	1,850	1,004	954	166	788
	60 and over ...	1,320	684	636	21	13	8	600	510	90	699	161	538
	Total ...	26,466	13,481	12,985	14,565	8,317	6,248	9,780	4,769	5,011	2,121	395	1,726
OTHERS	0-5 ...	42	22	20	42	22	20	...	...	...	...	...	...
	5-10 ...	40	16	24	38	16	22	2	...	2	...	...	...
	10-15 ...	58	36	22	48	33	15	10	3	7	...	...	...
	15-20 ...	35	21	14	19	16	3	15	5	10	1	...	1
	20-40 ...	130	69	61	15	14	1	104	53	51	11	2	9
	40-60 ...	62	33	29	1	1	...	40	30	10	21	2	19
	60 and over ...	22	13	9	...	...	...	13	11	2	9	2	7
	Total ...	389	210	179	163	102	61	184	102	82	42	6	36



Table VII.

AGE, SEX AND  
CIVIL CONDITION—  
NORTH ARCOT DISTRICT.

50

TABLE VII.

Age, Sex and Civil Condition—NORTH ARCOT DISTRICT.

RELIGIONS.	AGE.	POPULATION.			UNMARRIED.			MARRIED.			WIDOWED.		
		Persons.	Males.	Females.	Persons.	Males.	Females.	Persons.	Males.	Females.	Persons.	Males.	Females.
1	2	3	4	5	6	7	8	9	10	11	12	13	14
ALL RELIGIONS.	0-5 ...	308,281	148,148	160,133	307,566	147,916	159,650	689	229	460	26	3	23
	5-10 ...	330,551	163,158	167,393	326,666	163,619	164,047	4,050	522	3,528	135	17	118
	10-15 ...	265,898	141,419	124,479	240,552	140,066	100,486	24,638	1,334	23,304	708	19	689
	15-20 ...	158,203	85,171	73,032	99,188	80,471	18,717	56,981	4,630	52,351	2,034	70	1,964
	20-40 ...	639,411	303,790	335,621	107,587	100,398	7,249	470,768	194,937	275,831	61,066	8,515	52,541
	40-60 ...	377,948	196,509	181,439	8,439	6,754	1,685	249,842	169,702	80,140	119,667	20,053	99,614
	60 and over ...	127,120	62,621	64,499	1,548	1,148	400	52,799	46,424	6,375	72,773	15,049	57,724
	Total ...	2,307,712	1,100,816	1,106,896	1,091,546	639,312	452,234	869,767	417,778	441,989	256,399	43,726	212,673
HINDU	0-5 ...	286,810	137,564	149,246	286,138	137,352	148,786	651	209	442	21	3	18
	5-10 ...	308,477	151,934	156,543	304,430	151,436	152,994	3,921	482	3,439	126	16	110
	10-15 ...	248,916	132,504	116,412	224,627	131,226	93,401	23,601	1,259	22,342	688	19	669
	15-20 ...	147,644	79,974	67,670	92,680	75,467	17,213	53,051	4,440	48,611	1,913	67	1,846
	20-40 ...	601,965	287,156	314,809	101,860	95,172	6,688	441,998	183,837	258,161	58,107	8,147	49,960
	40-60 ...	355,958	185,321	170,637	7,926	6,358	1,568	234,654	169,723	74,931	113,378	19,249	94,138
	60 and over ...	118,616	58,279	60,337	1,408	1,046	362	48,770	42,953	5,817	68,438	14,280	54,158
	Total ...	2,068,386	1,032,732	1,035,654	1,019,069	598,057	421,012	806,646	392,903	413,743	242,671	41,772	200,899
MUSALMAN.	0-5 ...	15,997	7,947	8,050	15,967	7,934	8,033	25	13	12	5	...	5
	5-10 ...	16,721	8,427	8,294	16,612	8,391	8,221	102	35	67	7	1	6
	10-15 ...	12,223	6,461	5,762	11,375	6,399	4,976	830	62	768	18	...	18
	15-20 ...	7,844	3,803	4,041	4,598	3,667	931	3,141	134	3,007	105	2	103
	20-40 ...	27,889	12,311	15,578	4,229	3,896	333	21,373	8,142	13,231	2,287	273	2,014
	40-60 ...	15,949	8,026	7,923	361	312	69	10,819	7,157	3,662	4,749	557	4,192
	60 and over ...	6,415	3,260	3,155	106	78	28	3,059	2,631	428	3,250	551	2,699
	Total ...	103,038	50,235	52,803	58,268	30,677	22,591	39,349	18,174	21,175	10,421	1,384	9,037
CHRISTIAN.	0-5 ...	3,727	1,805	1,922	3,717	1,799	1,918	10	6	4	...	...	...
	5-10 ...	3,996	1,995	2,001	3,977	1,992	1,985	18	3	15	1	...	1
	10-15 ...	3,249	1,651	1,598	3,138	1,643	1,495	111	8	103	...	...	...
	15-20 ...	1,725	890	835	1,306	866	440	412	24	388	7	...	7
	20-40 ...	5,741	2,482	3,259	881	669	192	4,512	1,770	2,742	368	43	325
	40-60 ...	3,414	1,791	1,623	76	35	41	2,661	1,646	915	777	110	667
	60 and over ...	1,112	574	538	20	11	9	559	465	94	533	98	435
	Total ...	22,964	11,188	11,776	13,095	7,015	6,080	8,183	3,922	4,261	1,686	251	1,435
JAIN	0-5 ...	897	436	461	894	435	459	3	1	2	...	...	...
	5-10 ...	772	357	415	762	355	407	9	2	7	1	...	1
	10-15 ...	778	392	386	766	389	317	70	3	67	2	...	2
	15-20 ...	638	326	312	372	309	63	258	17	241	8	...	8
	20-40 ...	2,430	1,210	1,220	458	442	16	1,748	737	1,011	224	31	193
	40-60 ...	1,818	900	918	48	43	5	1,169	742	418	640	115	525
	60 and over ...	765	377	388	13	12	1	294	268	26	458	97	361
	Total ...	8,128	3,968	4,130	3,253	1,985	1,268	3,542	1,770	1,772	1,333	243	1,090
OTHERS ...	0-5 ...	850	396	454	850	396	454	...	...	...	...	...	...
	5-10 ...	885	445	440	885	445	440	...	...	...	...	...	...
	10-15 ...	732	411	321	706	409	297	26	2	24	...	...	...
	15-20 ...	352	178	174	232	162	70	119	15	104	1	1	...
	20-40 ...	1,386	631	755	179	159	20	1,137	451	686	70	21	49
	40-60 ...	779	471	308	8	6	2	648	434	214	123	31	92
	60 and over ...	212	131	81	1	1	...	117	107	10	94	23	71
	Total ...	5,196	2,663	2,533	2,661	1,578	1,283	2,047	1,009	1,038	288	76	212



Table VII.

51

AGE, SEX AND  
CIVIL CONDITION—  
SALEM DISTRICT.

TABLE VII.

Age, Sex and Civil Condition—SALEM DISTRICT.

RELIGIONS.	AGE.	POPULATION.			UNMARRIED.			MARRIED.			WIDOWED.		
		Persons.	Males.	Females.	Persons.	Males.	Females.	Persons.	Males.	Females.	Persons.	Males.	Females.
1	2	3	4	5	6	7	8	9	10	11	12	13	14
ALL RELIGIONS.	0-5	316,450	154,061	162,389	315,967	153,881	162,086	474	179	295	9	1	8
	5-10	336,952	166,125	170,827	334,359	165,669	168,690	2,529	443	2,086	64	13	51
	10-15	278,251	144,553	133,698	254,740	142,163	112,577	23,049	2,366	20,683	462	24	438
	15-20	161,096	86,191	74,905	161,934	77,400	24,534	57,613	8,673	48,940	1,549	118	1,431
	20-40	632,508	297,028	335,480	75,980	68,680	7,280	505,747	219,847	285,900	50,801	8,501	42,300
	40-60	366,467	185,310	181,157	6,310	4,979	1,331	249,777	163,033	86,744	110,380	17,298	93,082
	60 and over	113,250	52,264	60,986	1,203	811	392	46,001	38,595	7,406	66,046	12,858	53,188
	Total	2,204,974	1,085,532	1,119,442	1,090,473	613,583	476,890	885,190	433,136	452,054	229,311	38,813	190,498
HINDU	0-5	302,710	147,378	155,332	302,236	147,200	155,036	465	177	288	9	1	8
	5-10	322,710	158,979	163,731	320,183	158,530	161,653	2,495	436	2,059	62	13	49
	10-15	267,416	138,877	128,539	244,504	136,539	107,965	22,459	2,314	20,145	453	24	429
	15-20	154,275	82,742	71,533	97,735	74,142	23,593	55,058	8,486	46,572	1,482	114	1,368
	20-40	607,810	285,548	322,262	72,752	65,792	6,960	486,223	211,512	274,711	48,835	8,244	40,591
	40-60	353,227	178,594	174,633	6,090	4,834	1,256	240,653	156,883	83,770	106,484	16,877	89,607
	60 and over	108,620	50,142	58,478	1,161	778	373	44,056	36,916	7,140	63,413	12,448	50,965
	Total	2,118,768	1,042,260	1,074,508	1,044,621	587,815	456,806	851,409	416,724	434,685	220,738	37,721	183,017
MUSALMAN	0-5	10,589	5,181	5,408	10,584	5,180	5,404	5	1	4	...	...	...
	5-10	10,965	5,491	5,474	10,944	5,487	5,457	19	4	15	2	...	2
	10-15	8,376	4,391	3,985	7,749	4,349	3,400	519	42	477	8	...	8
	15-20	5,293	2,732	2,561	3,182	2,606	576	2,048	122	1,926	63	4	59
	20-40	19,352	9,095	10,257	2,610	2,435	175	15,192	6,469	8,723	1,550	191	1,359
	40-60	10,288	5,198	5,090	142	103	39	7,049	4,778	2,271	3,097	317	2,780
	60 and over	3,734	1,723	2,011	41	28	13	1,578	1,377	201	2,115	318	1,797
	Total	68,497	33,811	34,686	35,252	20,188	15,064	26,410	12,793	13,617	6,835	830	6,005
CHRISTIAN	0-5	3,148	1,500	1,648	3,144	1,499	1,645	4	1	3	...	...	...
	5-10	3,269	1,652	1,617	3,254	1,649	1,605	15	3	12	...	...	...
	10-15	2,566	1,285	1,271	2,487	1,275	1,212	68	10	58	1	...	1
	15-20	1,525	715	810	1,015	650	365	506	65	441	4	...	4
	20-40	5,325	2,371	2,954	593	448	145	4,318	1,858	2,460	414	65	349
	40-60	2,927	1,408	1,429	74	39	35	2,057	1,356	701	796	103	693
	60 and over	892	395	497	10	4	6	364	299	65	518	92	426
	Total	19,842	9,416	10,226	10,577	5,564	5,013	7,332	3,592	3,740	1,733	260	1,473
OTHERS	0-5	3	2	1	3	2	1	...	...	...	...	...	...
	5-10	8	3	5	8	3	5	...	...	...	...	...	...
	10-15	3	...	3	...	...	...	3	...	3	...	...	...
	15-20	3	2	1	2	2	...	1	...	1	...	...	...
	20-40	21	14	7	5	5	...	14	8	6	2	1	1
	40-60	25	20	5	4	3	1	18	16	2	3	1	2
	60 and over	4	4	...	1	1	...	3	3	...	...	...	...
	Total	67	45	22	23	16	7	39	27	12	5	2	3

31014



Table VII.

AGE, SEX AND  
CIVIL CONDITION—  
COIMBATORE DISTRICT.

52

TABLE VII.

Age, Sex and Civil Condition—COIMBATORE DISTRICT.

RELIGIONS.	AGE.	POPULATION.			UNMARRIED.			MARRIED.			WIDOWED.		
		Persons.	Males.	Females.	Persons.	Males.	Females.	Persons.	Males.	Females.	Persons.	Males.	Females.
1	2	3	4	5	6	7	8	9	10	11	12	13	14
ALL RELIGIONS.	0-5 ...	312,751	153,126	159,625	312,155	152,001	159,254	573	222	351	23	3	20
	5-10 ...	318,616	157,950	160,666	316,351	157,418	158,933	2,192	524	1,668	73	8	65
	10-15 ...	275,510	142,559	132,951	255,486	139,978	115,508	19,696	2,567	17,129	328	14	314
	15-20 ...	168,113	89,104	79,009	110,400	78,487	31,913	56,397	10,537	45,860	1,316	80	1,226
	20-40 ...	656,840	311,411	345,429	80,370	71,796	8,574	524,490	231,485	293,005	51,980	8,130	43,850
	40-60 ...	380,481	178,771	181,710	6,097	4,953	1,144	245,252	156,169	89,083	109,132	17,649	91,483
	60 and over ...	109,441	50,129	59,312	1,347	819	428	45,477	36,295	9,182	62,717	13,015	49,702
	Total ...	2,201,752	1,083,050	1,118,702	1,082,106	606,352	475,754	894,077	437,799	456,278	225,569	38,890	186,070
HINDU ...	0-5 ...	301,201	147,396	153,805	300,648	147,161	153,487	531	202	329	22	3	19
	5-10 ...	306,736	152,064	154,672	304,539	151,552	152,987	2,128	505	1,623	69	7	62
	10-15 ...	265,799	137,519	128,280	246,203	134,996	111,207	19,275	2,509	16,766	321	14	307
	15-20 ...	161,818	86,089	75,729	106,498	75,690	30,798	54,081	10,321	43,760	1,349	78	1,171
	20-40 ...	634,555	301,035	333,520	77,286	69,134	8,152	567,289	223,984	283,305	49,980	7,917	42,063
	40-60 ...	349,780	173,601	176,179	5,919	4,832	1,087	238,318	151,474	86,844	105,523	17,295	88,228
	60 and over ...	106,199	48,679	57,520	1,193	793	400	44,121	35,157	8,964	60,885	12,729	48,156
	Total ...	2,128,068	1,046,353	1,079,715	1,042,276	584,158	458,118	865,743	424,152	441,591	218,049	38,043	180,006
MUSALMAN.	0-5 ...	7,823	3,940	3,883	7,797	3,927	3,870	25	13	12	1		1
	5-10 ...	8,056	3,964	4,092	8,014	3,931	4,063	40	12	28	2	1	1
	10-15 ...	6,238	3,272	2,966	5,915	3,234	2,681	319	38	281	4		4
	15-20 ...	4,284	2,013	2,271	2,529	1,806	633	1,703	117	1,586	52		52
	20-40 ...	14,980	6,960	8,000	2,122	1,961	161	11,384	4,871	6,513	1,454	128	1,326
	40-60 ...	7,114	3,315	3,799	87	68	19	4,442	3,062	1,380	2,585	185	2,400
	60 and over ...	2,270	978	1,292	26	18	8	918	780	138	1,326	180	1,146
	Total ...	50,745	24,442	26,303	26,490	15,055	11,435	18,831	8,893	9,938	5,424	494	4,930
CHRISTIAN.	0-5 ...	2,775	1,343	1,432	2,761	1,336	1,425	14	7	7			
	5-10 ...	2,875	1,425	1,450	2,859	1,420	1,439	14	5	9	2		2
	10-15 ...	2,716	1,353	1,363	2,645	1,343	1,302	68	10	58	3		3
	15-20 ...	1,570	780	790	1,116	709	407	443	79	373	11	1	10
	20-40 ...	5,389	2,486	2,903	772	543	229	4,186	1,879	2,307	431	64	367
	40-60 ...	2,756	1,372	1,384	71	38	33	1,846	1,203	643	839	131	708
	60 and over ...	806	367	439	22	4	18	338	272	66	446	91	355
	Total ...	18,837	9,126	9,761	10,246	5,393	4,853	6,909	3,446	3,463	1,732	287	1,445
OTHERS ...	0-5 ...	952	477	475	949	477	472	3		3			
	5-10 ...	949	497	452	939	495	444	10	2	8			
	10-15 ...	757	415	342	723	405	318	34	10	24			
	15-20 ...	441	222	219	267	192	75	170	29	141	4	1	3
	20-40 ...	1,936	930	1,006	190	158	32	1,631	751	880	115	21	94
	40-60 ...	851	483	368	20	15	5	646	430	216	185	38	147
	60 and over ...	166	105	61	6	4	2	100	86	14	60	15	45
	Total ...	6,052	3,129	2,923	3,094	1,746	1,348	2,594	1,308	1,286	364	75	289



Table VII.

53

AGE, SEX AND  
CIVIL CONDITION—  
NILGIRI DISTRICT.

TABLE VII.

## Age, Sex and Civil Condition—NILGIRI DISTRICT.

RELI- GIONS.	AGE.	POPULATION.			UNMARRIED.			MARRIED.			WIDOWED.		
		Persons.	Males.	Females.	Persons.	Males.	Females.	Persons.	Males.	Females.	Persons.	Males.	Females.
1	2	3	4	5	6	7	8	9	10	11	12	13	14
ALL RELIGIONS.	0-5	13,943	6,799	7,144	13,895	6,768	7,127	47	30	17	1	1	—
	5-10	14,585	7,258	7,327	14,485	7,214	7,271	94	43	51	6	1	5
	10-15	12,684	6,871	6,013	12,320	6,783	5,537	549	86	463	15	2	13
	15-20	10,159	5,511	4,648	6,826	5,062	1,764	3,242	431	2,811	91	18	79
	20-40	41,147	23,430	17,717	7,783	6,894	889	30,692	15,858	14,834	2,672	678	1,294
	40-60	15,454	8,974	6,480	436	315	121	11,120	7,998	3,122	3,898	661	3,237
	60 and over	3,265	1,707	1,558	62	31	31	1,578	1,333	245	1,625	343	1,282
	Total	111,437	60,550	50,887	55,807	33,067	22,740	47,322	25,779	21,543	8,308	1,704	6,604
HINDU	0-5	10,956	5,310	5,646	10,924	5,319	5,605	31	20	11	1	1	—
	5-10	11,313	5,624	5,689	11,265	5,602	5,663	45	21	24	3	1	2
	10-15	9,932	5,221	4,711	9,483	5,155	4,328	438	64	374	11	2	9
	15-20	7,787	4,250	3,537	5,124	3,864	1,260	2,596	372	2,224	67	14	53
	20-40	31,999	17,987	14,012	5,182	4,679	503	24,681	12,774	11,907	2,136	534	1,002
	40-60	12,139	7,132	5,007	256	202	54	8,861	6,397	2,464	3,022	533	2,489
	60 and over	2,542	1,314	1,228	24	10	14	1,241	1,045	196	1,277	259	1,018
	Total	86,668	46,868	39,800	42,258	24,831	17,427	37,893	20,693	17,200	6,517	1,344	5,173
MUSALMAN.	0-5	524	210	284	523	239	284	1	1	—	—	—	—
	5-10	591	287	304	581	283	298	8	4	4	2	—	2
	10-15	658	437	221	626	433	193	32	4	28	—	—	—
	15-20	700	481	219	527	465	62	169	16	153	4	—	4
	20-40	2,454	1,771	683	645	625	20	1,674	1,100	574	135	46	89
	40-60	780	481	299	19	14	5	545	436	109	216	31	185
	60 and over	160	97	63	7	7	—	79	74	5	74	16	58
	Total	5,867	3,794	2,073	2,928	2,066	862	2,508	1,635	873	431	93	338
CHRISTIAN.	0-5	1,906	938	968	1,902	934	968	4	4	—	—	—	—
	5-10	2,089	1,034	1,055	2,078	1,027	1,051	11	7	4	—	—	—
	10-15	1,896	999	897	1,859	994	865	35	5	30	2	—	2
	15-20	1,305	591	714	982	577	385	333	13	320	10	1	9
	20-40	5,278	2,944	2,334	1,769	1,430	339	3,190	1,446	1,744	319	68	251
	40-60	1,944	1,030	914	141	83	58	1,266	873	393	537	74	463
	60 and over	427	223	204	29	12	17	189	158	31	209	53	156
	Total	14,845	7,759	7,086	8,740	5,057	3,683	5,028	2,506	2,522	1,077	196	881
OTHERS	0-5	557	281	276	546	276	270	11	5	6	—	—	—
	5-10	592	313	279	561	302	259	30	11	19	1	—	1
	10-15	398	214	184	352	201	151	44	13	31	2	—	2
	15-20	367	189	178	213	156	57	144	30	114	10	3	7
	20-40	1,416	728	688	187	160	27	1,147	538	609	82	30	52
	40-60	591	331	260	20	16	4	448	292	156	123	23	100
	60 and over	136	73	63	2	2	—	69	56	13	65	15	50
	Total	4,057	2,129	1,928	1,881	1,113	768	1,893	945	948	283	71	212



Table VII.

AGE, SEX AND  
CIVIL CONDITION—  
SOUTH ARCOT DISTRICT.

54

TABLE VII.

Age, Sex and Civil Condition—SOUTH ARCOT DISTRICT.

RELIGIONS.	AGE.	POPULATION.			UNMARRIED.			MARRIED.			WIDOWED.		
		Persons.	Males.	Females.	Persons.	Males.	Females.	Persons.	Males.	Females.	Persons.	Males.	Females.
1	2	3	4	5	6	7	8	9	10	11	12	13	14
ALL RELIGIONS.	0-5	338,193	164,230	173,963	337,445	163,945	173,500	730	284	446	18	1	17
	5-10	330,055	162,358	167,697	326,219	161,737	164,482	3,758	615	3,143	78	6	72
	10-15	277,198	144,817	132,381	255,241	143,062	112,179	21,564	1,734	19,830	393	21	372
	15-20	190,056	100,058	89,998	124,536	93,659	30,877	63,880	6,329	57,551	1,640	70	1,570
	20-40	690,026	327,825	362,201	108,211	98,289	9,922	529,381	222,022	307,359	52,434	7,514	44,920
	40-60	395,530	204,119	191,411	7,016	5,375	1,741	277,075	182,847	94,228	111,439	15,997	95,442
	60 and over	128,836	64,760	64,076	1,297	983	314	57,063	49,761	7,302	70,476	14,016	56,460
	Total	2,349,894	1,168,167	1,181,727	1,159,965	666,950	493,015	953,451	463,592	489,859	236,478	37,625	198,853
HINDU	0-5	317,175	154,057	163,118	316,465	153,784	162,681	694	272	422	16	1	15
	5-10	308,564	151,689	156,875	304,850	151,103	153,747	3,637	580	3,057	77	6	71
	10-15	259,645	135,648	123,997	238,661	133,991	104,669	20,615	1,637	18,978	379	20	359
	15-20	178,495	94,069	84,426	116,733	87,920	28,813	60,196	6,082	54,114	1,566	67	1,499
	20-40	651,989	310,162	341,827	102,713	93,477	9,236	499,373	209,460	289,913	49,903	7,225	42,678
	40-60	374,806	193,374	181,432	6,688	5,061	1,627	261,884	172,813	89,071	106,234	15,500	90,734
	60 and over	121,874	61,275	60,599	1,213	923	290	53,745	46,874	6,871	66,916	13,478	53,438
	Total	2,212,548	1,100,274	1,112,274	1,087,313	626,259	461,054	900,144	437,718	462,426	225,091	36,297	188,794
MUSALMAN.	0-5	10,015	4,881	5,134	9,996	4,874	5,124	15	7	8	2	...	2
	5-10	10,056	5,024	5,032	9,992	5,009	4,983	63	15	48	1	...	1
	10-15	7,498	3,977	3,521	6,898	3,942	2,956	593	35	558	7	...	7
	15-20	5,401	2,719	2,682	3,196	2,603	593	2,167	116	2,051	38	...	38
	20-40	18,671	8,819	9,852	2,585	2,417	168	14,722	6,261	8,461	1,364	141	1,223
	40-60	9,737	4,983	4,754	100	75	25	6,990	4,702	2,288	2,647	206	2,441
	60 and over	3,598	1,778	1,820	27	21	6	1,705	1,497	208	1,866	260	1,606
	Total	64,976	32,181	32,795	32,796	18,941	13,855	26,255	12,633	13,622	5,925	607	5,318
CHRISTIAN.	0-5	10,311	4,972	5,339	10,293	4,967	5,326	16	5	13	...	...	...
	5-10	10,691	5,372	5,319	10,840	5,352	5,488	51	20	31	...	...	...
	10-15	9,529	4,919	4,610	9,248	4,858	4,390	275	60	215	6	1	5
	15-20	5,713	3,008	2,705	4,340	2,893	1,447	1,337	112	1,225	36	3	33
	20-40	17,509	7,917	9,592	2,572	2,063	509	13,960	5,730	8,230	977	124	853
	40-60	9,734	5,146	4,588	178	95	83	7,434	4,829	2,605	2,123	222	1,900
	60 and over	2,778	1,451	1,327	46	28	18	1,416	1,212	204	1,316	211	1,105
	Total	66,465	32,785	33,680	37,517	20,256	17,261	24,491	11,968	12,523	4,457	561	3,896
JAIN	0-5	690	320	370	687	320	367	3	...	3	...	...	...
	5-10	541	272	269	534	272	262	7	...	7	...	...	...
	10-15	525	272	253	443	270	173	81	2	79	1	...	1
	15-20	447	262	185	267	243	24	180	19	161	...	...	...
	20-40	1,854	926	928	341	332	9	1,323	570	753	190	24	166
	40-60	1,253	616	637	50	44	6	767	503	264	436	69	367
	60 and over	586	256	330	11	11	...	197	178	19	378	67	311
	Total	5,896	2,924	2,972	2,333	1,492	841	2,558	1,272	1,286	1,005	160	845
OTHERS	0-5	2	...	2	2	...	2	...	...	...	...	...	...
	5-10	3	1	2	3	1	2	...	...	...	...	...	...
	10-15	1	1	...	1	1	...	...	...	...	...	...	...
	15-20	...	...	...	...	...	...	...	...	...	...	...	...
	20-40	3	1	2	...	...	...	3	1	2	...	...	...
	40-60	...	...	...	...	...	...	...	...	...	...	...	...
	60 and over	...	...	...	...	...	...	...	...	...	...	...	...
	Total	9	3	6	6	2	4	3	1	2	...	...	...



Table VII.

55

AGE, SEX AND  
CIVIL CONDITION—  
TANJORE DISTRICT.

TABLE VII.

Age, Sex and Civil Condition—TANJORE DISTRICT.

RELIGIONS.	AGE.	POPULATION.			UNMARRIED.			MARRIED.			WIDOWED.		
		Persons.	Males.	Females.	Persons.	Males.	Females.	Persons.	Males.	Females.	Persons.	Males.	Females.
1	2	3	4	5	6	7	8	9	10	11	12	13	14
ALL RELIGIONS.	0-5	311,104	151,898	159,206	310,621	151,684	158,937	462	209	253	21	5	16
	5-10	294,911	144,847	150,064	292,729	144,389	148,340	2,129	446	1,683	53	12	41
	10-15	239,343	124,932	114,411	221,177	123,347	97,830	17,797	1,567	16,230	369	18	351
	15-20	189,901	91,551	98,350	111,942	83,557	28,385	75,276	7,870	67,406	2,683	124	2,559
	20-40	678,040	305,628	372,412	79,744	73,236	6,508	529,240	221,669	307,571	69,056	10,723	58,333
	40-60	393,349	185,939	207,410	5,457	4,403	1,054	249,062	160,782	88,280	138,830	20,754	118,076
	60 and over	138,381	61,628	76,753	1,148	890	258	50,134	43,048	7,086	87,099	17,690	69,409
	Total	2,245,029	1,065,423	1,179,606	1,022,818	581,506	441,312	924,100	435,591	488,509	298,111	49,326	248,785
HINDU	0-5	279,683	136,418	143,265	279,246	136,227	143,019	419	187	232	18	4	14
	5-10	264,181	129,596	134,585	262,207	129,202	133,005	1,930	384	1,546	44	10	34
	10-15	216,694	113,469	103,225	200,100	112,001	88,099	16,251	1,453	14,798	343	15	328
	15-20	172,279	84,097	88,182	102,340	76,662	25,678	67,593	7,316	60,187	2,436	119	2,317
	20-40	616,752	280,686	336,066	73,873	67,938	5,935	480,250	202,692	277,558	62,829	10,056	52,773
	40-60	359,125	171,041	188,084	5,101	4,183	918	227,865	147,218	80,647	126,159	19,640	106,519
	60 and over	125,685	56,422	69,263	1,075	837	238	45,548	39,132	6,416	79,062	16,453	62,609
	Total	2,034,399	971,729	1,062,670	923,742	527,050	396,692	839,766	398,382	441,384	270,891	46,297	224,594
MUSALMAN.	0-5	18,445	9,216	9,229	18,416	9,205	9,211	26	10	16	3	1	2
	5-10	18,057	8,997	9,060	17,885	8,952	8,933	165	44	121	7	1	6
	10-15	12,670	6,168	6,502	11,452	6,094	5,358	1,201	73	1,128	17	1	16
	15-20	10,036	3,876	6,160	4,884	3,605	1,279	4,961	269	4,692	191	2	189
	20-40	35,599	13,626	21,973	3,543	3,223	320	28,072	10,062	17,980	3,984	311	3,673
	40-60	20,187	8,138	12,049	177	129	48	11,830	7,532	4,298	8,180	477	7,703
	60 and over	8,059	3,056	5,003	29	22	7	2,811	2,424	387	5,219	610	4,609
	Total	123,053	53,077	69,976	56,386	31,230	25,156	49,066	20,444	28,622	17,601	1,403	16,198
CHRISTIAN.	0-5	12,918	6,235	6,683	12,901	6,223	6,678	17	12	5	...	...	...
	5-10	12,611	6,216	6,395	12,576	6,198	6,378	33	17	16	2	1	1
	10-15	9,932	5,266	4,666	9,882	5,223	4,659	341	41	300	9	2	7
	15-20	7,528	3,534	3,994	4,688	3,267	1,421	2,784	284	2,500	56	3	53
	20-40	25,486	11,201	14,285	2,480	2,038	442	20,788	8,822	11,966	2,218	351	1,867
	40-60	13,926	6,710	7,216	177	89	88	9,299	5,988	3,311	4,450	633	3,817
	60 and over	4,578	2,125	2,453	44	31	13	1,760	1,478	282	2,774	616	2,158
	Total	86,979	41,307	45,672	42,448	23,059	19,389	35,022	16,642	18,380	9,509	1,606	7,903
OTHERS	0-5	58	29	29	58	29	29	...	...	...	...	...	...
	5-10	62	38	24	61	37	24	1	1	...	...	...	...
	10-15	47	29	18	43	29	14	4	...	4	...	...	...
	15-20	58	24	34	30	23	7	28	1	27	...	...	...
	20-40	203	115	88	48	47	1	130	63	67	25	5	20
	40-60	111	50	61	2	2	...	68	44	24	41	4	37
	60 and over	59	25	34	...	...	...	15	14	1	44	11	33
	Total	598	310	288	242	167	75	246	123	123	110	20	90



Table VII.

AGE, SEX AND  
CIVIL CONDITION—  
TRICHINOPOLY  
DISTRICT.

56

TABLE VII.

Age, Sex and Civil Condition—TRICHINOPOLY DISTRICT.

RELIGIONS.	AGE.	POPULATION.			UNMARRIED.			MARRIED.			WIDOWED.		
		Persons.	Males.	Females.	Persons.	Males.	Females.	Persons.	Males.	Females.	Persons.	Males.	Females.
1	2	3	4	5	6	7	8	9	10	11	12	13	14
ALL RELIGIONS.	0-5	203,267	99,326	103,941	202,911	99,141	103,770	346	184	162	10	1	9
	5-10	194,720	95,428	99,292	193,220	95,150	98,070	1,474	277	1,197	26	1	25
	10-15	156,763	81,808	74,955	145,329	80,845	64,484	11,250	952	10,298	184	11	173
	15-20	113,549	58,220	55,329	72,109	53,795	18,314	40,417	4,389	36,028	1,023	36	987
	20-40	428,602	199,530	229,072	57,572	52,990	4,573	334,356	141,051	192,705	36,674	4,880	31,794
	40-60	256,693	123,539	133,154	3,685	2,825	860	171,796	110,083	61,713	61,212	10,631	70,581
	60 and over	91,176	41,988	49,188	771	556	215	37,646	31,605	6,041	52,769	9,827	42,932
	Total	1,444,770	699,839	744,931	675,597	385,311	290,286	597,285	289,141	308,144	171,888	25,387	146,501
HINDU	0-5	184,848	90,284	94,564	184,508	90,105	94,403	330	178	152	10	1	9
	5-10	176,841	86,495	90,346	175,441	86,239	89,202	1,378	255	1,123	22	1	21
	10-15	143,022	74,611	68,411	132,286	73,710	58,576	10,560	892	9,668	176	9	167
	15-20	103,757	53,356	50,401	66,034	49,298	16,736	36,765	4,024	32,741	958	34	924
	20-40	394,040	183,486	210,554	53,666	49,574	4,092	306,195	129,355	176,840	34,179	4,557	29,622
	40-60	237,918	114,311	123,607	3,400	2,648	752	158,714	101,617	57,097	75,804	10,046	65,758
	60 and over	84,342	38,748	45,594	689	504	185	34,636	29,107	5,529	49,017	9,137	39,880
	Total	1,324,768	641,291	683,477	616,024	352,978	263,046	548,578	265,428	283,150	160,166	23,785	136,381
MUSLIMAN	0-5	6,784	3,375	3,389	6,749	3,369	3,380	15	6	9	...	...	...
	5-10	6,469	3,257	3,212	6,391	3,245	3,146	76	12	64	2	...	2
	10-15	4,854	2,539	2,315	4,492	2,512	1,980	360	26	334	2	1	1
	15-20	3,583	1,767	1,816	2,058	1,034	424	1,494	132	1,362	31	1	30
	20-40	12,815	6,022	6,593	1,654	1,543	111	10,102	4,373	5,729	859	106	753
	40-60	6,550	3,244	3,306	89	63	26	4,491	2,090	1,492	1,970	182	1,788
	60 and over	2,484	1,203	1,281	21	15	6	1,109	960	149	1,354	228	1,126
	Total	43,319	21,407	21,912	21,454	12,381	9,073	17,647	8,508	9,139	4,218	518	3,700
CHRISTIAN	0-5	11,854	5,667	5,987	11,653	5,667	5,986	1	...	1	...	...	...
	5-10	11,409	5,676	5,733	11,387	5,666	5,721	20	10	10	2	...	2
	10-15	8,884	4,657	4,227	8,548	4,622	3,926	330	34	296	6	1	5
	15-20	6,208	3,097	3,111	4,017	2,863	1,154	2,157	233	1,924	34	1	33
	20-40	21,935	10,012	11,923	2,249	1,879	370	18,050	7,916	10,134	1,636	217	1,419
	40-60	12,221	5,982	6,239	196	114	82	8,588	5,465	3,123	3,437	403	3,034
	60 and over	4,349	2,037	2,312	61	37	24	1,901	1,538	363	2,387	462	1,925
	Total	76,660	37,128	39,532	38,111	20,848	17,263	31,047	15,196	15,851	7,502	1,084	6,418
OTHERS	0-5	1	...	1	1	...	1	...	...	...	...	...	...
	5-10	1	...	1	1	...	1	...	...	...	...	...	...
	10-15	3	1	2	3	1	2	...	...	...	...	...	...
	15-20	1	...	1	...	...	...	1	...	1	...	...	...
	20-40	13	10	2	3	3	...	9	7	2	...	...	...
	40-60	4	2	2	...	...	...	3	2	1	1	...	1
	60 and over	1	...	1	...	...	...	...	...	...	1	...	1
	Total	23	13	10	8	4	4	13	9	4	2	...	2



Table VII.

AGE, SEX AND  
CIVIL CONDITION—  
MADURA DISTRICT.

TABLE VII.

Age, Sex and Civil Condition—MADURA DISTRICT.

RELIGIONS.	AGE.	POPULATION.			UNMARRIED.			MARRIED.			WIDOWED.		
		Persons.	Males.	Females.	Persons.	Males.	Females.	Persons.	Males.	Females.	Persons.	Males.	Females.
1	2	3	4	5	6	7	8	9	10	11	12	13	14
ALL RELIGIONS.	0-5 ...	388,698	190,521	198,177	387,633	190,030	197,603	1,048	488	560	17	3	14
	5-10 ...	417,173	205,879	211,294	413,367	204,829	208,538	3,669	1,020	2,649	137	30	107
	10-15 ...	314,466	163,436	151,030	296,696	160,464	136,232	17,413	2,925	14,488	367	47	320
	15-20 ...	212,170	109,290	102,880	145,954	98,427	47,527	64,095	10,563	53,532	2,121	300	1,821
	20-40 ...	854,608	389,406	465,202	105,659	92,773	12,886	678,916	283,141	395,775	70,033	13,493	56,541
	40-60 ...	489,458	230,585	258,873	6,682	5,144	1,538	329,564	202,800	126,764	153,212	22,641	130,571
	60 and over ...	154,707	67,939	86,768	1,267	892	375	61,137	49,387	11,750	92,303	17,660	74,643
	Total ...	2,831,290	1,357,056	1,474,224	1,357,248	752,559	604,689	1,155,842	550,324	605,518	318,190	54,173	264,017
HINDU ...	0-5 ...	346,854	169,870	176,984	345,915	169,439	176,476	926	428	498	13	3	10
	5-10 ...	373,875	184,539	189,336	370,192	183,574	186,618	3,364	942	2,422	119	23	96
	10-15 ...	283,855	147,973	135,882	267,342	145,178	122,164	15,976	2,748	13,228	337	47	290
	15-20 ...	190,961	99,886	91,075	132,745	89,925	42,820	56,311	9,677	46,634	1,905	284	1,621
	20-40 ...	772,726	355,485	417,241	97,451	85,917	11,534	612,376	256,928	355,448	62,899	12,640	50,259
	40-60 ...	444,181	211,094	233,087	8,197	4,845	1,352	299,958	185,092	114,866	138,026	21,157	116,869
	60 and over ...	138,731	61,191	77,540	1,173	837	336	54,755	44,252	10,503	82,803	16,102	66,701
	Total ...	2,550,783	1,230,038	1,320,745	1,221,015	679,715	541,300	1,043,666	500,067	543,599	286,102	50,256	235,846
MUSALMAN.	0-5 ...	25,866	12,841	13,025	25,792	12,807	12,985	71	34	37	3	...	3
	5-10 ...	26,096	12,722	13,374	25,867	12,669	13,198	219	49	170	10	4	6
	10-15 ...	17,543	8,605	8,938	16,389	8,502	7,887	1,128	103	1,025	26	...	26
	15-20 ...	12,559	5,250	7,309	7,119	4,768	2,351	5,262	473	4,789	178	9	169
	20-40 ...	49,373	19,139	30,234	4,851	4,186	665	39,596	14,482	25,114	4,926	471	4,455
	40-60 ...	26,993	10,815	16,178	268	170	98	16,836	9,926	6,910	9,889	719	9,170
	60 and over ...	10,188	4,092	6,096	47	27	20	3,961	3,208	753	6,180	857	5,323
	Total ...	168,618	73,464	95,154	80,333	43,129	37,204	67,073	28,275	38,798	21,212	2,060	19,152
CHRISTIAN.	0-5 ...	15,976	7,808	8,168	15,924	7,782	8,142	51	26	25	1	...	1
	5-10 ...	17,397	8,615	8,782	17,303	8,583	8,720	86	29	57	8	3	5
	10-15 ...	13,266	6,856	6,410	12,993	6,782	6,171	309	74	235	4	...	4
	15-20 ...	8,649	4,153	4,496	6,089	3,733	2,356	2,522	413	2,109	38	7	31
	20-40 ...	32,489	14,767	17,722	3,354	2,667	687	26,930	11,721	15,209	2,205	379	1,826
	40-60 ...	18,276	8,672	9,604	217	129	88	12,764	7,778	4,986	5,295	765	4,530
	60 and over ...	5,784	2,655	3,129	47	28	19	2,419	1,926	493	3,318	701	2,617
	Total ...	111,837	53,526	58,311	55,887	29,704	26,183	45,061	21,967	23,114	10,869	1,855	9,014
OTHERS ...	0-5 ...	2	2	...	2	2	...	...	...	...	...	...	...
	5-10 ...	5	3	2	5	3	2	...	...	...	...	...	...
	10-15 ...	2	2	...	2	2	...	...	...	...	...	...	...
	15-20 ...	1	1	...	1	1	...	...	...	...	...	...	...
	20-40 ...	20	15	5	3	3	...	14	10	4	3	2	1
	40-60 ...	8	4	4	...	...	...	6	4	2	2	...	2
	60 and over ...	4	1	3	...	...	...	2	1	1	2	...	2
	Total ...	42	28	14	13	11	2	22	15	7	7	2	5



Table VII.

AGE, SEX AND  
CIVIL CONDITION—  
TINNEVELLY DISTRICT.

58

TABLE VII.

Age, Sex and Civil Condition—TINNEVELLY DISTRICT.

RELIGIONS.	AGE.	POPULATION.			UNMARRIED.			MARRIED.			WIDOWED.		
		Persons.	Males.	Females.	Persons.	Males.	Females.	Persons.	Males.	Females.	Persons.	Males.	Females.
1	2	3	4	5	6	7	8	9	10	11	12	13	14
ALL RELIGIONS.	0-5	289,504	142,770	146,734	289,090	142,603	146,487	404	167	237	10	...	10
	5-10	275,843	137,766	138,077	273,583	137,172	136,411	2,204	584	1,620	56	10	46
	10-15	235,006	120,115	114,891	232,163	118,279	103,884	12,621	1,812	10,809	222	24	198
	15-20	172,680	87,233	85,447	116,266	79,995	36,271	54,933	7,096	47,837	1,481	142	1,339
	20-40	603,479	286,849	316,630	80,206	73,615	6,591	475,462	204,732	270,730	47,811	8,502	39,309
	40-60	360,326	173,397	186,931	5,020	4,080	940	244,081	150,986	93,095	111,227	18,331	92,896
	60 and over	122,767	53,609	69,098	1,090	761	329	47,429	37,828	9,601	74,948	15,080	59,168
	Total	2,059,607	1,001,799	1,057,808	987,418	556,505	430,913	837,184	403,205	433,929	235,065	42,089	192,966
HINDU	0-5	249,794	123,019	126,775	249,430	122,866	126,564	355	153	202	9	...	9
	5-10	238,760	119,398	119,362	236,703	118,857	117,846	2,014	531	1,483	43	10	33
	10-15	203,512	104,475	99,037	192,152	102,803	89,349	11,169	1,649	9,520	191	23	168
	15-20	149,033	76,444	72,589	100,473	69,923	30,550	47,279	6,390	40,889	1,281	131	1,150
	20-40	530,005	254,741	275,264	72,000	66,535	5,465	415,796	180,498	235,298	42,209	7,708	34,501
	40-60	319,474	154,824	164,650	4,604	3,818	786	216,273	134,216	82,056	98,598	16,790	81,808
	60 and over	107,941	47,234	60,707	946	698	248	41,426	33,046	8,380	65,570	13,491	52,079
	Total	1,798,519	880,135	918,384	856,308	485,500	370,808	734,310	356,482	377,828	207,901	38,153	169,748
MUSALMAN	0-5	15,849	7,808	8,041	15,836	7,804	8,032	12	4	8	1	...	1
	5-10	14,352	7,170	7,182	14,223	7,145	7,078	119	25	94	10	...	10
	10-15	11,302	5,492	5,810	10,079	5,387	4,692	1,196	105	1,091	27	...	27
	15-20	8,529	3,517	5,012	4,031	3,110	921	4,365	400	3,965	133	7	126
	20-40	28,644	11,434	17,210	2,193	1,926	267	24,063	9,220	14,843	2,388	288	2,100
	40-60	16,325	6,736	9,589	121	73	48	10,810	6,262	4,548	5,394	401	4,993
	60 and over	6,874	2,935	4,039	44	20	24	2,795	2,235	560	4,035	580	3,455
	Total	101,875	44,992	56,883	46,527	25,465	21,062	43,360	18,251	25,109	11,988	1,276	10,712
CHRISTIAN	0-5	23,861	11,943	11,918	23,824	11,933	11,891	37	10	27	...	...	...
	5-10	22,731	11,198	11,533	22,657	11,170	11,487	71	28	43	3	...	3
	10-15	20,192	10,148	10,044	19,932	10,089	9,843	256	58	198	4	1	3
	15-20	15,118	7,272	7,846	11,762	6,962	4,800	3,289	306	2,983	67	4	63
	20-40	44,830	20,674	24,156	6,013	5,154	859	35,603	15,014	20,589	3,214	506	2,708
	40-60	24,529	11,837	12,692	295	189	106	16,992	10,508	6,484	7,235	1,140	6,095
	60 and over	7,952	3,600	4,352	100	43	57	3,209	2,548	661	4,043	1,009	3,634
	Total	169,213	76,672	82,541	84,583	45,540	39,043	59,464	28,472	30,992	15,166	2,660	12,506



Table VII.

59

AGE, SEX AND  
CIVIL CONDITION—  
MALABAR DISTRICT.

TABLE VII.

Age, Sex and Civil Condition—MALABAR DISTRICT.

RELIGIONS.	AGE.	POPULATION.			UNMARRIED.			MARRIED.			WIDOWED.		
		Persons.	Males.	Females.	Persons.	Males.	Females.	Persons.	Males.	Females.	Persons.	Males.	Females.
1	2	3	4	5	6	7	8	9	10	11	12	13	14
ALL RELIGIONS.	0-5 ...	375,160	187,121	188,039	374,749	186,977	187,772	354	197	217	87	7	50
	5-10 ...	373,875	191,949	181,926	372,723	191,677	181,046	989	258	731	163	14	149
	10-15 ...	372,122	193,783	178,339	363,627	192,735	169,892	17,706	1,009	16,697	789	39	750
	15-20 ...	276,346	135,835	140,511	184,845	126,586	58,259	85,844	8,823	77,021	5,657	426	5,241
	20-40 ...	875,910	423,754	452,156	160,118	119,573	40,545	627,846	287,228	340,618	87,946	16,953	70,993
	40-60 ...	396,625	195,107	201,518	17,041	5,949	11,092	255,493	172,213	83,280	124,091	16,945	107,146
	60 and over ...	120,243	51,397	68,846	5,013	1,490	3,523	44,447	38,509	5,938	70,783	11,398	59,385
	Total ...	2,790,281	1,378,946	1,411,335	1,468,116	824,987	643,129	1,022,679	508,177	524,502	289,496	45,782	243,704
HINDU ...	0-5 ...	245,180	121,517	123,663	244,943	121,425	123,518	205	88	117	32	4	28
	5-10 ...	248,273	127,340	120,933	247,527	127,155	120,372	660	178	482	86	7	79
	10-15 ...	245,645	126,990	118,655	232,672	126,233	106,439	12,433	732	11,701	640	25	515
	15-20 ...	188,423	91,829	96,594	127,192	85,522	41,670	57,403	6,030	51,373	3,628	277	3,551
	20-40 ...	607,096	292,633	314,463	112,534	81,850	30,684	430,303	198,184	232,119	64,259	12,599	51,660
	40-60 ...	282,623	137,352	145,271	12,789	4,557	8,232	179,200	119,989	59,211	90,634	12,806	77,828
	60 and over ...	87,234	36,568	50,666	3,681	1,139	2,542	31,153	26,854	4,299	52,400	8,575	43,826
	Total ...	1,904,474	934,229	970,245	981,338	547,881	433,457	711,357	352,055	359,302	211,779	34,293	177,486
MUSALMAN.	0-5 ...	122,930	62,042	60,888	122,771	61,994	60,777	136	46	90	23	2	21
	5-10 ...	118,464	61,021	57,443	118,093	60,944	57,139	308	71	237	73	6	67
	10-15 ...	119,609	63,278	56,331	114,300	62,998	51,302	5,070	268	4,802	239	12	227
	15-20 ...	82,578	41,352	41,226	54,010	38,679	15,331	26,780	2,529	24,251	1,788	144	1,644
	20-40 ...	252,132	122,644	129,488	44,279	35,270	9,009	185,255	83,231	102,024	22,598	4,143	18,455
	40-60 ...	106,405	53,896	52,509	3,861	1,238	2,623	71,363	48,990	22,372	31,182	3,668	27,514
	60 and over ...	30,852	13,345	17,007	1,218	309	909	12,498	10,998	1,500	17,138	2,538	14,598
	Total ...	832,970	418,078	414,892	458,522	261,432	197,090	301,409	146,133	155,276	73,039	10,513	62,526
CHRISTIAN.	0-5 ...	6,903	3,499	3,404	6,889	3,495	3,394	12	3	9	2	1	1
	5-10 ...	6,963	3,492	3,471	6,939	3,483	3,456	21	9	12	3	...	3
	10-15 ...	6,727	3,439	3,288	6,530	3,429	3,101	189	9	180	8	1	7
	15-20 ...	5,218	2,603	2,615	3,569	2,338	1,231	1,609	360	1,349	40	5	35
	20-40 ...	16,214	8,233	7,981	3,238	2,406	832	11,921	5,630	6,291	1,055	197	858
	40-60 ...	7,383	3,741	3,642	385	151	234	4,772	3,131	1,641	2,226	459	1,707
	60 and over ...	2,085	943	1,142	114	42	72	759	623	136	1,212	278	934
	Total ...	51,493	25,950	25,543	27,664	15,344	12,320	19,283	9,665	9,618	4,546	941	3,605
OTHERS ...	0-5 ...	147	63	84	146	63	83	1	...	1	...	...	...
	5-10 ...	175	96	79	174	95	79	...	...	...	1	1	...
	10-15 ...	141	76	65	125	75	50	14	...	14	2	1	1
	15-20 ...	127	51	76	74	47	27	52	4	48	1	...	1
	20-40 ...	468	244	224	67	47	20	367	183	184	34	14	30
	40-60 ...	214	118	96	6	3	3	169	103	66	49	12	37
	60 and over ...	72	41	31	...	...	...	37	34	3	35	7	28
	Total ...	1,344	689	655	592	330	262	630	324	306	122	35	67



Table VII.

AGE, SEX AND  
CIVIL CONDITION—  
SOUTH CANARA DISTRICT.

60

TABLE VII.

Age, Sex and Civil Condition—SOUTH CANARA DISTRICT.

RELIGIONS.	AGE.	POPULATION.			UNMARRIED.			MARRIED.			WIDOWED.		
		Persons.	Males.	Females.	Persons.	Males.	Females.	Persons.	Males.	Females.	Persons.	Males.	Females.
1	2	3	4	5	6	7	8	9	10	11	12	13	14
ALL RELIGIONS.	0-5 ...	149,706	74,115	75,591	149,065	73,892	75,173	604	219	385	37	4	33
	5-10 ...	162,935	81,631	81,304	160,127	81,371	78,856	2,678	336	2,342	130	24	106
	10-15 ...	144,450	73,991	70,459	126,924	72,881	54,043	16,833	1,082	15,751	693	28	665
	15-20 ...	102,704	50,283	52,421	99,534	45,675	13,859	40,558	4,499	36,059	2,612	109	2,503
	20-40 ...	338,379	157,200	181,179	48,399	42,584	5,815	253,374	108,555	144,819	36,806	6,061	30,545
	40-60 ...	178,372	86,210	92,662	3,227	2,110	1,117	114,462	75,858	38,604	61,183	8,242	52,941
	60 and over ...	57,667	25,086	32,581	717	434	283	21,500	18,641	2,859	35,450	6,011	29,439
	Total ...	1,134,713	548,516	586,197	547,993	318,847	229,146	450,009	209,190	240,819	138,711	20,479	116,232
HINDU ...	0-5 ...	117,992	58,193	59,799	117,438	58,006	59,430	523	184	339	33	3	30
	5-10 ...	129,885	65,087	64,798	127,294	64,771	62,513	2,484	294	2,190	117	22	95
	10-15 ...	114,443	58,703	55,740	98,597	57,696	40,901	15,207	981	14,226	639	26	613
	15-20 ...	82,910	40,263	42,647	48,466	36,082	10,384	34,153	4,076	30,077	2,291	105	2,186
	20-40 ...	274,608	126,409	148,199	36,573	32,283	4,290	206,486	88,717	117,769	31,549	5,409	26,140
	40-60 ...	147,913	70,005	77,008	2,579	1,736	843	92,020	60,361	31,059	52,414	7,308	45,106
	60 and over ...	47,312	20,059	27,253	563	351	212	16,876	14,587	2,289	29,873	5,121	24,752
	Total ...	914,163	438,719	475,444	429,498	250,925	178,573	367,749	169,800	197,949	116,916	17,994	98,922
MUSALMAN.	0-5 ...	18,501	9,300	9,201	18,457	9,283	9,174	42	17	25	2	...	2
	5-10 ...	19,330	9,692	9,638	19,196	9,665	9,531	127	27	100	7	...	7
	10-15 ...	17,395	8,965	8,330	16,060	8,903	7,157	1,189	61	1,128	46	1	45
	15-20 ...	11,406	5,796	5,610	7,225	5,552	1,673	3,922	240	3,682	259	4	255
	20-40 ...	37,129	18,122	19,007	7,033	6,446	587	26,753	11,238	15,515	3,343	438	2,905
	40-60 ...	17,478	8,922	8,554	217	133	84	12,330	8,347	3,983	4,929	442	4,487
	60 and over ...	5,716	2,824	2,892	63	33	30	2,656	2,359	297	2,997	432	2,565
	Total ...	126,853	63,631	63,222	68,251	40,015	28,236	47,019	22,289	24,730	11,583	1,317	10,266
CHRISTIAN.	0-5 ...	12,224	6,128	6,096	12,186	6,109	6,077	36	18	18	2	1	1
	5-10 ...	12,557	6,252	6,305	12,505	6,237	6,268	47	13	34	5	2	3
	10-15 ...	11,631	5,778	5,853	11,324	5,740	5,584	301	37	264	6	1	5
	15-20 ...	7,583	3,785	3,798	5,357	3,021	1,736	2,179	164	2,015	47	...	47
	20-40 ...	23,582	11,051	12,531	4,030	3,112	918	18,221	7,809	10,412	1,331	130	1,201
	40-60 ...	12,556	5,310	6,246	356	173	183	9,066	5,783	3,283	3,134	354	2,780
	60 and over ...	3,970	1,892	2,078	75	34	41	1,735	1,476	259	2,160	382	1,778
	Total ...	84,103	41,196	42,907	45,833	25,026	20,807	31,585	15,300	16,285	6,685	870	5,815
JAIN ...	0-5 ...	989	494	495	986	494	492	3	...	3	...	...	...
	5-10 ...	1,159	598	561	1,138	596	542	20	2	18	1	...	1
	10-15 ...	1,081	545	536	943	542	401	136	3	133	2	...	2
	15-20 ...	804	438	366	455	419	66	304	19	285	15	...	15
	20-40 ...	3,055	1,614	1,441	762	742	20	1,910	788	1,122	383	84	299
	40-60 ...	1,826	972	854	75	68	7	1,045	766	279	706	138	568
	60 and over ...	668	311	357	16	16	...	233	219	14	419	76	343
	Total ...	9,582	4,972	4,610	4,405	2,877	1,528	3,651	1,797	1,854	1,526	298	1,228
OTHERS ...	0-5 ...	...	...	...	...	...	...	...	...	...	...	...	...
	5-10 ...	4	2	2	4	2	2	...	...	...	...	...	...
	10-15 ...	...	...	...	...	...	...	...	...	...	...	...	...
	15-20 ...	1	1	...	1	1	...	...	...	...	...	...	...
	20-40 ...	5	4	1	1	1	...	4	3	1	...	...	...
	40-60 ...	1	1	...	...	...	...	1	1	...	...	...	...
	60 and over ...	1	...	1	...	...	...	...	...	...	1	...	1
	Total ...	12	8	4	6	4	2	5	4	1	1	...	1



Table VII.

61

AGE, SEX AND  
CIVIL CONDITION—  
PUDUKKÓTTAI STATE.

TABLE VII.

Age, Sex and Civil Condition—PUDUKKÓTTAI STATE.

RELIGIONS.	AGE.	POPULATION.			UNMARRIED.			MARRIED.			WIDOWED.		
		Persons.	Males.	Females.	Persons.	Males.	Females.	Persons.	Males.	Females.	Persons.	Males.	Females.
1	2	3	4	5	6	7	8	9	10	11	12	13	14
ALL RELIGIONS.	0-5 ...	50,750	24,539	26,211	50,659	24,500	26,159	88	39	49	3	...	3
	5-10 ...	53,363	26,261	27,102	52,958	26,161	26,797	390	39	201	15	1	14
	10-15 ...	40,955	21,307	19,648	38,696	20,995	17,703	2,225	300	1,916	32	3	29
	15-20 ...	27,744	14,092	13,652	19,941	12,972	6,969	7,653	1,094	6,559	150	26	124
	20-40 ...	112,190	50,071	62,119	17,274	14,804	2,380	86,930	33,711	53,219	7,986	1,466	6,520
	40-60 ...	70,814	33,669	37,145	1,179	912	267	48,385	29,873	18,512	21,250	2,884	18,366
	60 and over ...	24,624	10,855	13,769	228	155	73	10,092	8,249	1,753	14,394	2,451	11,943
	Total ...	380,440	180,794	199,646	180,937	100,589	80,348	155,673	73,374	82,299	43,830	6,831	36,909
HINDU	0-5 ...	46,820	22,624	24,196	46,737	22,588	24,149	82	36	46	1	...	1
	5-10 ...	49,286	24,238	25,048	48,912	24,149	24,763	361	88	273	13	1	12
	10-15 ...	37,975	19,782	18,193	35,848	19,490	16,358	2,096	289	1,807	31	3	28
	15-20 ...	25,680	13,079	12,601	18,610	12,044	6,566	6,934	1,010	5,924	136	25	111
	20-40 ...	104,475	46,655	57,820	16,414	14,146	2,268	80,576	31,095	49,481	7,485	1,414	6,071
	40-60 ...	66,355	31,570	34,785	1,120	880	240	45,355	27,946	17,409	19,880	2,744	17,136
	60 and over ...	23,132	10,186	12,946	219	148	71	9,364	7,712	1,652	13,549	2,326	11,223
	Total ...	353,723	168,134	185,589	167,660	93,445	74,215	144,768	68,176	76,592	41,095	6,513	34,582
MUSALMAN.	0-5 ...	1,949	937	1,012	1,945	936	1,009	3	1	2	1	...	1
	5-10 ...	1,927	936	991	1,907	930	977	19	6	13	1	...	1
	10-15 ...	1,321	659	662	1,241	654	587	79	5	74	1	...	1
	15-20 ...	948	432	516	584	411	173	355	20	335	9	1	8
	20-40 ...	3,458	1,489	1,969	442	395	47	2,808	1,073	1,735	208	21	187
	40-60 ...	1,974	881	1,093	20	10	10	1,308	829	479	646	42	604
	60 and over ...	691	284	407	5	5	...	275	236	39	411	43	368
	Total ...	12,288	5,618	6,670	6,144	3,341	2,803	4,847	2,170	2,677	1,277	107	1,170
CHRISTIAN	0-5 ...	1,981	978	1,003	1,977	976	1,001	3	2	1	1	...	1
	5-10 ...	2,150	1,087	1,063	2,139	1,082	1,057	10	5	5	1	...	1
	10-15 ...	1,659	836	793	1,609	831	758	50	15	35	...	...	...
	15-20 ...	1,116	581	535	747	517	230	364	64	300	5	...	5
	20-40 ...	4,257	1,927	2,330	418	353	65	3,546	1,543	2,003	293	31	262
	40-60 ...	2,485	1,218	1,267	39	22	17	1,722	1,098	624	724	98	626
	60 and over ...	801	385	416	4	2	2	383	301	82	434	82	352
	Total ...	14,449	7,042	7,407	6,933	3,803	3,130	6,058	3,028	3,030	1,458	211	1,247



Table VII.

AGE, SEX AND  
CIVIL CONDITION—  
BANGANAPALLE STATE.

62

TABLE VII.

Age, Sex and Civil Condition—BANGANAPALLE STATE.

RELI- GIONS.	AGE.	POPULATION.			UNMARRIED.			MARRIED.			WIDOWED.		
		Persons.	Males.	Females.	Persons.	Males.	Females.	Persons.	Males.	Females.	Persons.	Males.	Females.
1	2	3	4	5	6	7	8	9	10	11	12	13	14
ALL RELIGIONS.	0-5 ...	3,283	1,557	1,726	3,280	1,556	1,724	3	1	2	...	...	...
	5-10 ...	4,050	1,972	2,078	3,960	1,962	1,998	84	9	75	6	1	5
	10-15 ...	4,492	2,354	2,138	3,817	2,314	1,503	648	40	608	27	...	27
	15-20 ...	2,009	1,112	897	1,167	990	177	800	121	679	42	1	41
	20-40 ...	9,770	4,796	4,974	1,745	1,634	111	6,866	2,950	3,716	1,359	212	1,147
	40-60 ...	6,521	3,410	3,111	278	243	35	3,689	2,589	1,100	2,554	578	1,976
	60 and over ...	2,139	1,030	1,109	30	22	8	707	636	71	1,402	372	1,030
	Total ...	32,264	16,231	16,033	14,277	8,721	5,556	12,597	6,346	6,251	5,390	1,164	4,226
HINDU ...	0-5 ...	2,564	1,194	1,370	2,561	1,193	1,368	3	1	2	...	...	...
	5-10 ...	3,188	1,556	1,632	3,102	1,547	1,555	81	8	73	5	1	4
	10-15 ...	3,505	1,828	1,677	2,912	1,793	1,119	570	35	535	23	...	23
	15-20 ...	1,579	891	688	903	781	122	641	109	532	35	1	34
	20-40 ...	7,773	3,902	3,871	1,442	1,361	81	5,203	2,359	2,844	1,128	182	946
	40-60 ...	5,281	2,766	2,515	238	210	28	2,933	2,063	870	2,110	493	1,617
	60 and over ...	1,750	823	927	28	20	8	550	495	55	1,172	308	864
	Total ...	25,640	12,960	12,680	11,186	6,905	4,281	9,981	5,070	4,911	4,473	985	3,488
MUSALMAN.	0-5 ...	667	336	331	667	336	331	...	...	...	...	...	...
	5-10 ...	803	387	416	800	386	414	2	1	1	1	...	1
	10-15 ...	928	491	437	852	486	366	73	5	68	3	...	3
	15-20 ...	410	212	198	250	200	50	153	12	141	7	...	7
	20-40 ...	1,886	844	1,042	285	256	29	1,378	561	817	223	27	196
	40-60 ...	1,173	602	571	36	29	7	705	491	214	432	83	350
	60 and over ...	365	192	173	2	2	...	147	132	15	216	58	158
	Total ...	6,232	3,064	3,168	2,892	1,695	1,197	2,458	1,202	1,256	882	167	715
CHRISTIAN.	0-5 ...	33	18	15	33	18	15	...	...	...	...	...	...
	5-10 ...	48	23	25	47	23	24	1	...	1	...	...	...
	10-15 ...	52	31	21	47	31	16	4	...	4	1	...	1
	15-20 ...	11	5	6	9	5	4	2	...	2	...	...	...
	20-40 ...	83	37	46	16	15	1	61	20	41	6	2	4
	40-60 ...	53	25	18	2	2	...	43	30	13	8	3	5
	60 and over ...	17	11	6	...	...	...	5	5	...	12	6	6
	Total ...	297	160	137	154	94	60	116	55	61	27	11	16
OTHERS.	0-5 ...	19	9	10	19	9	10	...	...	...	...	...	...
	5-10 ...	11	6	5	11	6	5	...	...	...	...	...	...
	10-15 ...	7	4	3	8	4	2	1	...	1	...	...	...
	15-20 ...	9	4	5	5	4	1	4	...	4	...	...	...
	20-40 ...	28	13	15	2	2	...	24	10	14	2	1	1
	40-60 ...	14	7	7	2	2	...	8	5	3	4	...	4
	60 and over ...	7	4	3	...	...	...	5	4	1	2	...	2
	Total ...	95	47	48	45	27	18	42	19	23	8	1	7

Table VII.

63

AGE, SEX AND  
CIVIL CONDITION—  
SANDUR STATE.

TABLE VII.

## Age, Sex and Civil Condition—SANDUR STATE.

RELI- GIONS.	AGE.	POPULATION.			UNMARRIED.			MARRIED.			WIDOWED.		
		Persons.	Males.	Females.	Persons.	Males.	Females.	Persons.	Males.	Females.	Persons.	Males.	Females.
1	2	3	4	5	6	7	8	9	10	11	12	13	14
ALL RELIGIONS.	0-5	1,276	643	633	1,276	643	633	...	...	...	...	...	...
	5-10	1,884	808	856	1,589	802	787	72	6	66	3	...	3
	10-15	1,543	808	735	1,232	770	462	299	38	261	12	...	12
	15-20	794	430	364	421	371	50	359	59	300	14	...	14
	20-40	3,475	1,753	1,722	606	519	87	2,391	1,132	1,259	478	102	376
	40-60	1,835	956	879	103	63	40	995	705	290	737	188	549
	60 and over	613	260	353	19	6	13	181	157	24	413	97	316
	Total	11,200	5,658	5,542	5,246	3,174	2,072	4,297	2,097	2,200	1,657	387	1,270
HINDU	0-5	1,017	516	501	1,017	516	501	...	...	...	...	...	...
	5-10	1,344	640	704	1,278	634	644	63	6	57	3	...	3
	10-15	1,282	664	598	990	632	358	280	32	228	12	...	12
	15-20	630	334	296	335	289	46	282	45	237	13	...	13
	20-40	2,867	1,439	1,428	502	421	81	1,962	939	1,023	403	79	324
	40-60	1,510	784	726	98	61	37	808	563	245	604	160	444
	60 and over	511	215	296	18	6	12	145	125	20	348	84	264
	Total	9,141	4,592	4,549	4,238	2,559	1,679	3,520	1,710	1,810	1,383	323	1,000
MUSALMAN.	0-5	255	126	129	255	126	129	...	...	...	...	...	...
	5-10	314	164	150	305	164	141	9	...	9	...	...	...
	10-15	277	144	133	238	138	100	39	6	33	...	...	...
	15-20	162	94	68	84	80	4	77	14	63	1	...	1
	20-40	597	310	287	104	98	6	419	189	230	74	23	51
	40-60	320	169	151	5	2	3	184	140	44	131	27	104
	60 and over	97	41	56	1	...	1	32	28	4	64	13	51
	Total	2,022	1,048	974	993	608	384	760	377	383	270	63	207
CHRISTIAN.	0-5	4	1	3	4	1	3	...	...	...	...	...	...
	5-10	6	4	2	6	4	2	...	...	...	...	...	...
	10-15	4	...	4	4	...	4	...	...	...	...	...	...
	15-20	2	2	...	2	2	...	...	...	...	...	...	...
	20-40	11	4	7	...	...	...	10	4	6	1	...	1
	40-60	5	3	2	...	...	...	3	2	1	2	1	1
	60 and over	5	4	1	...	...	...	4	4	...	1	...	1
	Total	37	18	19	16	7	9	17	10	7	4	1	3





---

TABLE VII.

---

AGE, SEX AND CIVIL CONDITION.  
PART II.—CITIES.

---



Table VII.

66

AGE, SEX, ETC.—CITIES.

TABLE VII.

Age, Sex and Civil Condition. Part II.—Cities.

CITY.	AGE.	POPULATION.			UNMARRIED.			MARRIED.			WIDOWED.		
		Persons.	Males.	Females.	Persons.	Males.	Females.	Persons.	Males.	Females.	Persons.	Males.	Females.
1	2	3	4	5	6	7	8	9	10	11	12	13	14
BELLARY.	0-5	6,978	3,417	3,561	6,963	3,411	3,552	15	6	9	...	...	...
	5-10	7,744	3,824	3,920	7,640	3,813	3,827	103	10	93	...	1	...
	10-15	6,723	3,573	3,150	6,648	3,450	2,189	1,056	114	942	19	...	19
	15-20	5,114	2,818	2,296	2,703	2,209	494	2,305	406	1,899	106	3	103
	20-40	18,293	9,763	8,530	3,542	2,957	586	12,933	6,421	6,512	1,817	385	1,432
	40-60	9,490	4,631	4,859	386	238	148	5,614	3,695	1,919	3,490	698	2,792
	60 and over	3,905	1,873	2,032	123	61	62	1,463	1,318	215	2,319	594	1,725
	Total	58,247	29,639	28,548	27,006	16,148	10,858	23,489	11,870	11,619	7,752	1,681	6,071
CALCUTTA.	0-5	9,710	4,876	4,834	9,700	4,871	4,829	6	5	1	4	...	4
	5-10	8,846	4,093	4,153	8,810	4,086	4,124	32	7	25	4	...	4
	10-15	9,665	5,252	4,313	8,977	5,312	3,665	664	40	624	24	...	24
	15-20	8,458	4,275	4,183	8,251	3,825	1,426	3,034	482	2,002	173	18	155
	20-40	26,378	13,752	12,626	5,197	4,077	1,120	18,622	9,235	9,387	2,559	440	2,119
	40-60	11,036	5,716	5,320	384	178	206	7,135	5,069	2,066	3,617	469	3,048
	60 and over	2,888	1,322	1,566	70	31	39	1,135	986	149	1,683	305	1,378
	Total	76,981	39,986	36,995	34,389	22,960	15,409	30,628	15,774	14,854	7,964	1,232	6,732
COIMBATORE.	0-5	7,227	3,463	3,764	7,214	3,462	3,752	13	1	12	...	...	...
	5-10	7,247	3,573	3,674	7,198	3,562	3,636	49	11	38	...	...	...
	10-15	6,494	3,447	3,047	5,893	3,402	2,491	594	45	549	7	...	7
	15-20	5,039	2,595	2,444	2,893	2,277	616	2,070	318	1,752	76	...	76
	20-40	15,873	7,706	8,167	2,177	1,844	333	12,100	5,629	6,471	1,596	233	1,363
	40-60	8,157	3,823	4,334	169	106	63	5,196	3,306	1,890	2,792	411	2,381
	60 and over	3,043	1,306	1,737	38	16	22	1,177	916	231	1,828	344	1,484
	Total	53,080	25,913	27,167	25,582	14,669	10,913	21,199	10,256	10,943	6,299	988	5,311
CHUDALORE.	0-5	7,377	3,602	3,775	7,370	3,601	3,769	7	1	6	...	...	...
	5-10	7,065	3,528	3,537	7,012	3,519	3,493	53	9	44	...	...	...
	10-15	5,448	2,958	2,490	5,046	2,630	2,116	399	28	371	3	...	3
	15-20	4,759	2,408	2,351	2,875	2,196	679	1,827	210	1,617	57	2	55
	20-40	16,027	7,533	8,494	2,423	2,095	328	12,187	5,211	6,976	1,417	227	1,190
	40-60	8,491	4,290	4,231	181	138	43	6,519	3,675	1,844	2,791	447	2,344
	60 and over	3,049	1,449	1,600	43	27	16	1,175	1,026	149	1,831	396	1,435
	Total	52,216	25,738	26,478	24,960	14,506	10,444	21,167	10,160	11,007	6,099	1,072	5,027
KUMBARHONAM.	0-5	6,893	3,408	3,425	6,888	3,406	3,422	5	2	3	...	...	...
	5-10	6,760	3,352	3,428	6,717	3,345	3,372	63	7	56	...	...	...
	10-15	6,215	3,263	2,932	5,177	3,160	1,997	1,025	101	924	13	2	11
	15-20	5,810	2,852	2,958	2,716	2,335	381	2,951	515	2,436	143	2	141
	20-40	19,129	9,021	10,108	2,185	2,058	127	14,313	6,577	7,735	2,632	386	2,246
	40-60	10,667	5,032	5,635	190	182	8	6,140	4,146	1,994	4,537	704	3,833
	60 and over	3,979	1,642	2,337	34	23	1	1,552	1,082	170	2,693	527	2,166
	Total	59,678	28,650	31,023	23,907	14,590	9,308	25,748	12,439	13,318	10,018	1,621	8,397
MADURA.	0-5	13,290	6,424	6,866	13,282	6,420	6,862	8	4	4	...	...	...
	5-10	13,647	6,705	6,882	13,542	6,759	6,792	104	15	89	1	...	1
	10-15	11,496	6,179	5,317	10,185	6,042	4,143	1,297	136	1,161	14	1	12
	15-20	9,894	5,173	4,721	5,394	4,457	927	4,384	710	3,674	126	6	120
	20-40	33,283	16,765	16,718	3,693	3,328	365	26,688	12,825	13,843	2,922	412	2,510
	40-60	18,201	8,813	9,388	173	201	72	12,172	7,885	4,287	5,766	727	5,020
	60 and over	6,173	2,748	3,425	70	49	21	2,457	2,061	396	3,646	638	3,008
	Total	105,964	52,867	53,317	46,429	27,247	19,182	47,090	23,636	23,454	12,465	1,784	10,681
NEGAPATTAM.	0-5	6,875	3,261	3,414	6,673	3,261	3,412	2	...	2	...	...	...
	5-10	6,486	3,223	3,263	6,451	3,216	3,235	34	7	27	1	...	1
	10-15	5,883	2,956	2,927	5,240	2,829	2,451	535	66	469	8	1	7
	15-20	5,069	2,802	2,267	2,722	2,078	644	2,178	222	2,046	69	2	67
	20-40	19,082	8,826	10,246	2,600	2,344	256	14,341	6,183	8,158	2,141	309	1,832
	40-60	10,367	4,572	5,795	183	155	28	5,918	3,550	2,068	4,266	567	3,699
	60 and over	3,628	1,360	2,238	36	25	11	1,130	972	158	2,462	393	2,069
	Total	57,190	26,540	30,650	24,005	13,968	10,037	24,238	11,300	12,938	8,947	1,272	7,675

TABLE VII.

Age, Sex and Civil Condition. Part II.—Cities—continued.

CITY.	AGE.	POPULATION.			UNMARRIED.			MARRIED.			WIDOWED.		
		Persons.	Males.	Females.	Persons.	Males.	Females.	Persons.	Males.	Females.	Persons.	Males.	Females.
1	2	3	4	5	6	7	8	9	10	11	12	13	14
SALEM.	0-5 ...	10,337	5,022	5,315	10,334	5,022	5,312	3	...	3	...	...	...
	5-10 ...	9,788	4,822	4,966	9,749	4,820	4,929	38	2	30	1	...	1
	10-15 ...	8,320	4,091	4,229	7,866	4,592	3,274	1,047	99	948	17	...	17
	15-20 ...	6,053	3,143	2,890	3,138	2,870	466	2,818	464	2,354	79	9	70
	20-40 ...	19,699	9,292	10,407	1,792	1,634	158	16,150	7,354	8,796	1,757	304	1,453
	40-60 ...	11,591	5,461	6,130	150	195	45	7,661	4,857	2,804	3,780	490	3,281
	60 and over ...	4,343	1,906	2,337	34	24	10	1,707	1,453	314	2,442	429	2,013
	Total ...	70,621	34,337	36,284	33,061	18,867	14,194	29,484	14,229	15,255	8,076	1,241	6,835
TANJORE.	0-5 ...	7,095	3,416	3,679	7,087	3,413	3,674	7	3	4	1	...	1
	5-10 ...	7,034	3,470	3,564	6,949	3,451	3,498	83	19	64	2	...	2
	10-15 ...	6,385	3,351	3,034	5,733	3,278	2,455	646	73	573	6	...	6
	15-20 ...	5,369	2,709	2,651	3,004	2,367	637	2,279	337	1,942	77	5	72
	20-40 ...	17,315	8,090	9,315	2,146	1,956	190	13,175	5,703	7,382	1,994	251	1,743
	40-60 ...	10,511	4,835	5,676	232	177	55	6,269	4,057	2,212	4,010	601	3,409
	60 and over ...	4,170	1,830	2,340	51	38	13	1,461	1,259	202	2,658	533	2,125
	Total ...	57,870	27,611	30,259	25,202	14,686	10,522	23,920	11,541	12,379	8,748	1,390	7,358
TRICHINOPOLY.	0-5 ...	14,197	6,896	7,311	14,186	6,875	7,311	11	11	...	...	...	...
	5-10 ...	13,441	6,731	6,710	13,390	6,715	6,675	51	16	35	...	...	...
	10-15 ...	11,910	6,427	5,413	11,041	6,423	4,618	850	74	776	19	...	19
	15-20 ...	9,986	5,131	4,855	5,337	4,542	1,095	4,247	589	3,658	102	...	102
	20-40 ...	31,527	15,065	16,462	4,261	3,880	381	23,986	10,755	13,231	3,280	430	2,850
	40-60 ...	17,533	8,156	9,382	310	249	61	10,666	7,107	3,559	6,562	800	5,762
	60 and over ...	6,122	2,749	3,373	105	89	16	2,227	1,929	298	3,790	731	3,059
	Total ...	104,721	51,215	53,506	48,930	28,773	20,157	42,038	20,481	21,557	13,753	1,961	11,793





---

## TABLE VIII.

---

### EDUCATION. PART I.—PRESIDENCY TOTAL— DISTRICTS AND STATES.

---

**NOTE.**—Persons literate in English and also in another language are shown under both heads and the totals of columns 12 to 24 are therefore frequently in excess of the corresponding totals in columns 6 to 8.



Table VIII.

EDUCATION—  
PRESIDENCY  
TOTAL.

70

TABLE VIII.

## Education—PRESIDENCY TOTAL.

RELIGION.	AGE.	POPULATION.										LITERATE IN										LITERATE IN ENGLISH.																																																																																																																																																																																																																																																																																																																																																																																																																																																																																																																																																																																																																																																																																																																																																									
		TOTAL.					LITERATE.					TAMIL.					TELANGU.					MALAYALAM.					CANARESE.					OTHERS.																																																																																																																																																																																																																																																																																																																																																																																																																																																																																																																																																																																																																																																																																																																																															
		Persons.	Males.	Females.	Persons.	Males.	Females.	Persons.	Males.	Females.	Persons.	Males.	Females.	Persons.	Males.	Females.	Persons.	Males.	Females.	Persons.	Males.	Females.	Persons.	Males.	Females.	Persons.	Males.	Females.	Persons.	Males.	Females.	Persons.	Males.	Females.	Persons.	Males.	Females.																																																																																																																																																																																																																																																																																																																																																																																																																																																																																																																																																																																																																																																																																																																																										
ALL RELIGIONS.	0-10	10,713,647	5,279,656	5,433,988	71,171	37,092	33,179	10,642,476	5,221,607	5,420,869	33,793	13,511	2,831	5,956	1,929	1,290	274	2,308	746	4,861	3,396	1,471	4,861	3,396	1,471	23,285	10,783	12,502	23,285	10,783	12,502	23,285	10,783	12,502	23,285	10,783	12,502	23,285	10,783	12,502	23,285	10,783	12,502	23,285	10,783	12,502	23,285	10,783	12,502	23,285	10,783	12,502	23,285	10,783	12,502	23,285	10,783	12,502	23,285	10,783	12,502	23,285	10,783	12,502	23,285	10,783	12,502	23,285	10,783	12,502	23,285	10,783	12,502	23,285	10,783	12,502	23,285	10,783	12,502	23,285	10,783	12,502	23,285	10,783	12,502	23,285	10,783	12,502	23,285	10,783	12,502	23,285	10,783	12,502	23,285	10,783	12,502	23,285	10,783	12,502	23,285	10,783	12,502	23,285	10,783	12,502	23,285	10,783	12,502	23,285	10,783	12,502	23,285	10,783	12,502	23,285	10,783	12,502	23,285	10,783	12,502	23,285	10,783	12,502	23,285	10,783	12,502	23,285	10,783	12,502	23,285	10,783	12,502	23,285	10,783	12,502	23,285	10,783	12,502	23,285	10,783	12,502	23,285	10,783	12,502	23,285	10,783	12,502	23,285	10,783	12,502	23,285	10,783	12,502	23,285	10,783	12,502	23,285	10,783	12,502	23,285	10,783	12,502	23,285	10,783	12,502	23,285	10,783	12,502	23,285	10,783	12,502	23,285	10,783	12,502	23,285	10,783	12,502	23,285	10,783	12,502	23,285	10,783	12,502	23,285	10,783	12,502	23,285	10,783	12,502	23,285	10,783	12,502	23,285	10,783	12,502	23,285	10,783	12,502	23,285	10,783	12,502	23,285	10,783	12,502	23,285	10,783	12,502	23,285	10,783	12,502	23,285	10,783	12,502	23,285	10,783	12,502	23,285	10,783	12,502	23,285	10,783	12,502	23,285	10,783	12,502	23,285	10,783	12,502	23,285	10,783	12,502	23,285	10,783	12,502	23,285	10,783	12,502	23,285	10,783	12,502	23,285	10,783	12,502	23,285	10,783	12,502	23,285	10,783	12,502	23,285	10,783	12,502	23,285	10,783	12,502	23,285	10,783	12,502	23,285	10,783	12,502	23,285	10,783	12,502	23,285	10,783	12,502	23,285	10,783	12,502	23,285	10,783	12,502	23,285	10,783	12,502	23,285	10,783	12,502	23,285	10,783	12,502	23,285	10,783	12,502	23,285	10,783	12,502	23,285	10,783	12,502	23,285	10,783	12,502	23,285	10,783	12,502	23,285	10,783	12,502	23,285	10,783	12,502	23,285	10,783	12,502	23,285	10,783	12,502	23,285	10,783	12,502	23,285	10,783	12,502	23,285	10,783	12,502	23,285	10,783	12,502	23,285	10,783	12,502	23,285	10,783	12,502	23,285	10,783	12,502	23,285	10,783	12,502	23,285	10,783	12,502	23,285	10,783	12,502	23,285	10,783	12,502	23,285	10,783	12,502	23,285	10,783	12,502	23,285	10,783	12,502	23,285	10,783	12,502	23,285	10,783	12,502	23,285	10,783	12,502	23,285	10,783	12,502	23,285	10,783	12,502	23,285	10,783	12,502	23,285	10,783	12,502	23,285	10,783	12,502	23,285	10,783	12,502	23,285	10,783	12,502	23,285	10,783	12,502	23,285	10,783	12,502	23,285	10,783	12,502	23,285	10,783	12,502	23,285	10,783	12,502	23,285	10,783	12,502	23,285	10,783	12,502	23,285	10,783	12,502	23,285	10,783	12,502	23,285	10,783	12,502	23,285	10,783	12,502	23,285	10,783	12,502	23,285	10,783	12,502	23,285	10,783	12,502	23,285	10,783	12,502	23,285	10,783	12,502	23,285	10,783	12,502	23,285	10,783	12,502	23,285	10,783	12,502	23,285	10,783	12,502	23,285	10,783	12,502	23,285	10,783	12,502	23,285	10,783	12,502	23,285	10,783	12,502	23,285	10,783	12,502	23,285	10,783	12,502	23,285	10,783	12,502	23,285	10,783	12,502	23,285	10,783	12,502	23,285	10,783	12,502	23,285	10,783	12,502	23,285	10,783	12,502	23,285	10,783	12,502	23,285	10,783	12,502	23,285	10,783	12,502	23,285	10,783	12,502	23,285	10,783	12,502	23,285	10,783	12,502	23,285	10,783	12,502	23,285	10,783	12,502	23,285	10,783	12,502	23,285	10,783	12,502	23,285	10,783	12,502	23,285	10,783	12,502	23,285	10,783	12,502	23,285	10,783	12,502	23,285	10,783	12,502	23,285	10,783	12,502	23,285	10,783	12,502	23,285	10,783	12,502	23,285	10,783	12,502	23,285	10,783	12,502	23,285	10,783	12,502	23,285	10,783	12,502	23,285	10,783	12,502	23,285	10,783	12,502	23,285	10,783	12,502	23,285	10,783	12,502	23,285	10,783	12,502	23,285	10,783	12,502	23,285	10,783	12,502	23,285	10,783	12,502	23,285	10,783	12,502	23,285	10,783	12,502	23,285	10,783	12,502	23,285	10,783	12,502	23,285	10,783	12,502	23,285	10,783	12,502	23,285	10,783	12,502	23,285	10,783	12,502	23,285	10,783	12,502	23,285	10,783	12,502	23,285	10,783	12,502	23,285	10,783	12,502	23,285	10,783	12,502	23,285	10,783	12,502	23,285	10,783	12,502	23,285	10,783	12,502	23,285	10,783	12,502	23,285	10,783	12,502	23,285	10,783	12,502	23,285	10,783	12,502	23,285	10,783	12,502	23,285	10,783	12,502	23,285	10,783	12,502	23,285	10,783	12,502	23,285	10,783	12,502	23,285	10,783	12,502	23,285	10,783	12,502	23,285	10,783	12,502	23,285	10,783	12,502	23,285	10,783	12,502	23,285	10,783	12,502	23,285	10,783	12,502	23,285	10,783	12,502	23,285	10,783	12,502	23,285	10,783	12,502	23,285	10,783	12,502	23,285	10,783	12,502	23,285	10,783	12,502	23,285	10,783	12,502	23,285	10,783	12,502	23,285	10,783	12,502	23,285	10,783	12,502	23,285	10,783	12,502	23,285	10,783	12,502	23,285	10,783	12,502	23,285	10,783	12,502	23,285	10,783	12,502	23,285	10,783	12,502	23,285	10,783	12,502	23,285	10,783	12,502	23,285	10,783	12,502	23,285	10,783	12,502	23,285	10,783	12,502	23,285	10,783	12,502	23,285	10,783	12,502	23,285	10,783	12,502	23,285	10,783	12,502	23,285	10,783	12,502	23,285	10,783	12,502	23,285	10,783	12,502	23,285	10,783	1



TABLE VIII.

Education--BRITISH TERRITORY.

Table VIII.

EDUCATION--  
BRITISH  
TERRITORY.

71

RELIGION.	AGE.	POPULATION.										LITERATE IN										LITERATE IN ENGLISH.			
		TOTAL.					LITERATE.					TAMIL.					MALAYALAM.					OTHER LANGUAGES.			
		Males.	Females.	Persons.	Males.	Persons.	Males.	Persons.	Males.	Persons.	Males.	Males.	Females.	Males.	Females.	Males.	Males.	Females.	Males.	Females.	Males.	Males.	Females.	Males.	Females.
All Religions.	0-10	10,599,361	5,223,570	5,375,832	70,478	57,350	13,128	10,528,783	5,160,529	5,368,254	33,183	6,167	13,404	2,829	5,957	1,929	1,929	269	2,903	736	4,814	3,344	1,470	23,015	19,022
	10-15	4,669,284	2,419,097	2,250,187	286,290	232,582	33,608	4,383,034	2,217,115	2,175,919	125,185	14,707	62,591	7,079	23,638	6,450	8,571	1,075	9,002	1,855	23,015	19,022	3,368	33,290	29,407
	15-20	3,022,444	1,554,849	1,467,505	283,967	250,046	32,916	2,738,477	1,297,001	1,435,576	138,012	13,612	66,908	6,441	25,073	6,953	10,582	1,152	10,550	1,768	33,290	29,407	3,783	33,290	29,407
	20 and over.	19,918,173	9,907,863	10,310,285	1,779,333	1,679,185	100,748	18,138,840	7,928,703	10,209,537	917,389	38,287	405,336	18,743	170,316	25,460	58,593	2,525	74,938	6,751	190,147	117,138	12,006	190,147	117,138
	Total	38,199,162	18,890,313	19,302,849	2,405,928	2,225,035	179,553	35,793,924	16,410,248	19,183,286	1,244,009	72,773	548,389	35,092	233,884	40,822	70,028	6,021	97,177	11,103	190,206	109,001	20,006	190,206	109,001
HINDU.	0-10	9,393,397	4,622,817	4,770,580	57,145	48,915	8,227	9,336,255	4,573,002	4,762,353	28,431	3,030	12,533	2,203	5,350	1,615	1,615	187	1,231	151	1,830	1,830	104	14,855	14,480
	10-15	4,128,998	2,171,213	1,957,753	224,031	201,872	22,759	3,904,385	1,969,371	1,934,904	110,293	9,812	58,416	6,306	20,227	5,482	7,371	692	5,114	420	14,855	14,480	372	23,583	22,184
	15-20	2,669,554	1,280,571	1,289,083	246,976	224,372	21,004	2,423,378	1,150,190	1,297,179	123,148	6,107	62,628	5,590	13,083	6,068	9,040	724	6,515	490	23,583	22,184	401	23,583	22,184
	20 and over.	17,556,055	8,907,775	9,248,287	1,541,867	1,474,053	67,814	16,313,165	7,133,725	8,180,443	845,987	25,401	283,762	10,419	140,716	22,831	51,734	1,525	48,050	1,581	88,516	87,705	850	88,516	87,705
	Total	34,043,032	16,782,409	17,265,073	2,069,916	1,949,212	129,704	31,978,166	14,833,197	17,144,930	1,107,659	48,202	517,329	30,610	189,376	36,029	69,224	3,128	60,016	2,558	128,982	127,265	1,717	128,982	127,265
MUSLIM.	0-10	718,461	359,742	358,712	3,840	3,153	687	714,621	350,580	358,032	1,400	61	432	20	254	58	71	3	889	598	99	97	2	889	97
	10-15	317,933	167,081	150,562	15,896	15,111	1,787	301,035	151,970	149,005	6,448	110	2,291	55	2,231	271	334	5	3,728	1,342	748	730	12	3,728	748
	15-20	208,727	103,673	105,054	20,639	18,885	1,747	188,086	84,788	103,307	8,338	157	2,050	46	3,871	273	403	4	3,625	1,203	1,424	1,404	20	3,625	1,424
	20 and over.	1,211,967	579,172	632,795	138,661	132,230	6,431	1,073,306	446,942	626,364	59,193	741	15,511	301	30,403	770	2,104	32	24,519	4,571	5,574	5,531	43	5,574	5,531
	Total	2,457,088	1,209,668	1,247,420	180,031	169,379	10,052	2,277,057	1,040,289	1,236,768	75,309	1,072	20,800	428	36,822	1,351	3,002	44	32,061	7,712	7,845	7,768	77	7,845	7,768
CHRISTIAN.	0-10	300,454	148,405	151,889	9,352	5,103	4,189	291,102	143,302	147,800	2,096	2,150	521	508	347	220	112	70	65	40	2,772	1,404	1,368	2,772	1,404
	10-15	132,624	68,433	64,001	23,235	14,108	9,067	109,289	54,205	55,024	8,484	4,733	1,839	1,316	1,071	727	783	303	110	74	7,378	4,378	2,965	7,378	4,378
	15-20	85,844	42,470	43,174	21,185	12,887	8,298	64,459	29,583	34,876	7,265	4,334	1,625	803	1,112	608	803	307	134	70	8,146	4,852	3,294	8,146	4,852
	20 and over.	505,449	244,909	261,080	93,786	67,513	25,273	411,663	176,856	234,807	39,731	12,068	5,725	2,011	5,100	1,841	3,387	920	930	523	34,558	23,482	11,076	34,558	23,482
	Total	1,024,071	503,737	520,334	147,558	99,731	47,827	876,513	404,006	472,507	58,477	23,321	9,710	4,638	7,930	3,402	5,125	1,755	1,978	712	52,849	34,116	18,738	52,849	34,116
ANIMISTIC.	0-10	181,060	80,912	91,118	15	11	4	181,045	80,931	91,114	...	...	6	...	...	...	...	...	5	2	...	...	...	...	...
	10-15	76,968	41,435	35,528	960	900	...	76,003	40,475	35,528	1,110	...	22	...	...	...	...	...	937	...	...	...	...	...	...
	15-20	56,080	28,847	29,233	96	80	...	55,984	29,758	29,230	3	...	21	...	...	...	...	...	65	...	...	...	...	...	...
	20 and over.	327,937	167,025	160,002	493	473	20	327,134	167,152	159,982	18	...	116	...	...	...	...	...	331	...	...	...	...	...	...
	Total	641,730	325,849	315,881	1,564	1,533	31	640,166	324,316	315,850	22	...	165	...	...	...	...	...	1,388	...	...	...	...	...	...
JAIN.	0-10	5,770	2,858	2,912	103	93	10	5,667	2,765	2,902	63	6	2	...	...	...	...	...	4	...	...	...	...	...	...
	10-15	2,805	1,472	1,333	479	440	33	2,326	1,025	1,300	253	18	23	...	...	...	...	...	61	...	...	...	...	...	...
	15-20	2,370	1,254	1,116	723	687	36	1,687	980	980	352	9	38	...	...	...	...	...	101	...	...	...	...	...	...
	20 and over.	16,586	8,555	8,031	4,704	4,635	129	11,822	3,920	7,902	2,447	60	220	...	...	...	...	...	468	...	...	...	...	...	...
	Total	27,431	14,130	13,292	6,069	5,861	208	21,362	8,278	13,084	3,115	102	283	...	...	...	...	...	734	...	...	...	...	...	...
OTHERS.	0-10	119	55	64	26	15	11	93	40	53	3	...	...	...	...	...	...	...	9	...	...	...	...	...	...
	10-15	63	33	30	47	25	22	16	8	8	6	...	...	...	...	...	...	...	12	...	...	...	...	...	...
	15-20	69	34	35	55	28	27	14	6	6	5	...	...	...	...	...	...	...	19	...	...	...	...	...	...
	20 and over.	569	289	120	362	281	81	147	108	39	13	...	...	...	...	...	...	...	210	...	...	...	...	...	...
	Total	780	511	249	490	340	141	270	162	108	27	14	...	...	...	...	...	...	250	...	...	...	...	...	...



Table VIII.

## EDUCATION— FEUDATORIES

## TABLE VIII.

## Education—FEUDATORIES.

RELIGION.	AGE.	POPULATION.						LITERATE IN										LITERATE IN ENGLISH.					
		TOTAL.			LITERATE.			ILLITERATE.			TAMIL.		TELEGU.		MALAYALAM.		CANARESE.		OTHER LANGUAGES.		Persons.	Males.	Females.
		Persons.	Males.	Females.	Persons.	Males.	Females.	Persons.	Males.	Females.	Males.	Females.	Males.	Females.	Males.	Females.	Males.	Females.					
HINDU.	0-10	114,386	55,780	58,606	693	642	51	113,693	55,138	58,555	610	39	17	2	1	...	8	6	5	4	47	46	1
	10-15	46,990	24,469	22,521	3,017	2,821	105	43,973	21,618	22,355	2,611	166	137	5	...	...	56	7	17	13	270	261	4
	15-20	30,647	15,634	14,913	3,258	3,117	141	27,489	12,517	14,972	2,937	128	123	2	...	...	45	...	21	8	331	328	3
	20 and over.	231,981	106,800	125,181	24,147	23,610	537	207,834	83,190	124,644	21,804	455	1,053	29	7	1	385	7	248	41	929	911	18
Total	...	422,904	202,683	220,221	31,115	30,100	925	392,789	172,463	220,326	28,042	788	1,330	38	8	2	494	10	291	60	1,577	1,546	31
CHRISTIAN.	0-10	104,219	50,768	53,451	604	569	35	103,615	50,199	53,416	545	30	15	...	1	...	8	5	...	...	45	45	...
	10-15	42,732	22,274	20,458	2,649	2,487	102	40,093	19,787	20,306	2,308	149	125	3	...	...	52	7	...	3	260	257	3
	15-20	27,889	14,304	13,585	2,861	2,738	123	25,028	11,566	13,462	2,580	119	114	2	...	...	41	...	...	...	320	320	...
	20 and over.	213,654	98,340	115,314	21,409	20,971	438	192,245	77,369	114,876	19,555	396	909	23	7	1	375	4	58	14	834	831	3
Total	...	388,504	185,686	202,818	27,523	26,765	758	360,981	158,921	202,060	24,988	694	1,223	28	8	2	476	16	62	18	1,459	1,453	...
MUHAMMADAN.	0-10	5,915	2,886	3,029	49	42	7	5,866	2,814	3,052	36	3	1	...	...	...	...	...	5	4	...	...	...
	10-15	2,626	1,294	1,332	206	188	18	2,320	1,106	1,214	161	8	8	...	...	...	4	...	15	10	...	...	...
	15-20	1,520	738	782	236	226	10	1,294	512	772	195	3	9	...	...	...	3	...	19	7	...	...	...
	20 and over.	10,661	4,812	5,749	1,706	1,658	48	8,855	3,154	5,701	1,884	20	77	2	...	...	9	...	167	25	...	...	...
Total	...	20,622	9,730	10,702	2,107	2,114	83	18,325	7,610	10,700	1,776	34	95	2	...	...	16	...	226	46	29	25	4
JAIN.	0-10	4,322	2,111	2,111	40	31	9	4,182	2,080	2,102	29	6	1	2	...	...	...	...	...	...	2	1	1
	10-15	1,715	897	818	162	146	16	1,563	751	802	142	9	4	2	...	...	...	...	...	...	10	4	6
	15-20	1,129	588	541	161	153	8	968	435	533	152	6	...	...	...	...	1	...	...	...	7	4	3
	20 and over.	7,717	3,624	4,093	1,032	981	51	6,685	2,643	4,042	655	39	7	4	...	...	...	3	...	...	70	59	11
Total	...	14,783	7,220	7,563	1,395	1,311	81	13,388	5,909	7,479	1,278	60	12	8	...	...	2	3	3	2	89	68	21
OTHER.	0-10	30	15	15	...	...	...	30	15	15	...	...	...	...	...	...	...	...	...	...	...	...	...
	10-15	7	4	3	...	...	...	7	4	3	...	...	...	...	...	...	...	...	...	...	...	...	...
	15-20	9	4	5	...	...	...	9	4	5	...	...	...	...	...	...	...	...	...	...	...	...	...
	20 and over.	49	24	25	...	...	...	49	24	25	...	...	...	...	...	...	...	...	...	...	...	...	...
Total	...	95	47	48	...	...	95	47	48	...	...	...	...	...	...	...	...	...	...	...	...	...	...

TABLE VIII.

## Education-GANJAM DISTRICT.

RELIGION.	AGE.	POPULATION.						LITERATE IN												LITERATE IN ENGLISH.			
		TOTAL.			LITERATE.			OTHER LANGUAGES.						TAMIL.						PERSONS.		MALES.	
		Persons.	Males.	Females.	Persons.	Males.	Females.	Persons.	Males.	Females.	Persons.	Males.	Females.	Males.	Females.	Males.	Females.	Males.	Females.	Persons.	Males.	Persons.	Females.
1	2	3	4	5	6	7	8	9	10	11	12	13	14	15	16	17	18	19	20	21	22	23	24
ALL RELIGIONS.	0-10	407,673	230,017	237,555	2,049	1,809	210	405,624	228,208	237,416	2	1	701	128	...	...	...	...	1,032	101	85	72	13
	10-15	200,208	100,371	99,837	7,560	7,021	539	201,768	102,350	99,358	5	5	2,803	315	...	...	...	...	4,205	212	498	480	18
	15-20	151,220	72,090	78,230	9,213	8,667	546	142,007	64,323	77,684	9	0	3,311	312	2	...	...	...	5,330	222	891	676	15
	20 and over.	889,981	387,027	473,954	55,449	53,980	1,789	806,532	333,367	472,165	137	34	17,021	820	4	...	...	...	96,344	872	2,457	2,352	106
	Total	1,689,142	700,405	889,737	74,971	71,157	3,114	1,614,571	722,248	889,323	153	40	23,893	1,575	6	...	...	...	40,911	1,407	3,731	3,580	151
HINDU.	0-10	447,274	210,085	227,289	1,940	1,740	200	445,334	218,345	227,089	9	1	747	122	...	...	...	...	901	77	56	53	3
	10-15	200,629	104,870	95,759	7,328	6,871	457	193,301	97,069	96,302	4	4	2,708	305	...	...	...	...	4,099	148	453	446	7
	15-20	145,061	69,978	75,083	8,951	8,478	473	136,110	61,500	74,610	7	4	3,268	290	1	...	...	...	5,195	170	638	631	7
	20 and over.	828,690	369,830	458,861	64,002	52,468	1,501	772,688	317,338	455,350	98	20	15,721	784	1	...	...	...	35,638	700	2,110	2,088	22
	Total	1,619,654	704,900	864,985	72,221	69,587	2,634	1,547,433	695,082	852,351	111	29	23,504	1,510	2	...	...	...	45,923	1,005	3,257	3,218	39
MUSLIM.	0-10	1,501	743	758	23	17	6	1,478	725	752	...	...	7	...	...	...	...	...	10	6	...	...	...
	10-15	702	382	320	93	71	22	609	311	298	...	...	29	...	...	...	...	...	42	22	...	...	...
	15-20	507	265	241	110	94	16	397	172	225	...	...	31	2	1	...	...	...	62	14	17	17	...
	20 and over.	3,198	1,568	1,630	673	618	52	2,628	950	1,578	6	...	238	3	3	...	...	...	367	40	68	67	1
	Total	5,998	2,953	2,949	896	800	96	5,012	2,159	2,853	6	...	305	5	4	...	...	...	481	91	96	95	1
CHRISTIAN.	0-10	736	314	392	85	51	34	651	293	358	...	...	7	6	...	...	...	...	30	18	29	19	10
	10-15	330	147	183	125	65	60	206	82	123	...	...	6	10	...	...	...	...	50	42	34	23	11
	15-20	236	103	133	124	68	56	112	35	77	...	...	10	11	...	...	...	...	48	37	36	28	8
	20 and over.	1,124	535	589	584	352	232	640	183	357	...	...	57	33	...	...	...	...	153	122	278	190	82
	Total	2,426	1,120	1,307	918	536	382	1,508	593	915	...	...	60	...	...	...	...	...	281	219	377	266	111
ANIMISTIC.	0-10	18,162	8,045	9,217	1	1	...	18,161	8,044	9,217	...	...	...	...	...	...	...	...	1	...	...	...	...
	10-15	7,607	3,972	3,635	14	14	...	7,593	3,638	3,635	...	...	...	...	...	...	...	...	14	...	...	...	...
	15-20	6,415	2,642	2,773	28	27	1	6,387	2,615	2,772	...	...	...	...	...	...	...	...	25	1	...	...	...
	20 and over.	29,905	15,084	14,821	191	180	1	29,774	14,894	14,880	...	...	...	...	...	...	...	...	175	1	...	...	...
	Total	61,149	30,613	30,506	234	232	2	60,915	30,411	30,504	...	...	...	...	...	...	...	...	295	2	...	...	...
OTHERS.	0-10	...	...	...	...	...	...	...	...	...	...	...	...	...	...	...	...	...	...	...	...	...	...
	10-15	...	...	...	...	...	...	...	...	...	...	...	...	...	...	...	...	...	...	...	...	...	...
	15-20	...	...	...	...	...	...	...	...	...	...	...	...	...	...	...	...	...	...	...	...	...	...
	20 and over.	...	...	...	...	...	...	...	...	...	...	...	...	...	...	...	...	...	...	...	...	...	...
	Total	...	...	...	...	...	...	...	...	...	...	...	...	...	...	...	...	...	...	...	...	...	...



EDUCATION—  
GANJAM AGENCY.

Education—GANJÁM AGENCY.

RELIGION.	AGE.	POPULATION.										LITERATE IN										LITERATE IN ENGLISH.	
		TOTAL.				LITERATE.				ILLITERATE.		TAMIL.		TELEGU.		MALAYALAM.		CANARESE.		OTHER LANGUAGES.			
		Portuguese.	Males.	Females.	Portuguese.	Males.	Females.	Portuguese.	Males.	Females.	Males.	Females.	Males.	Females.	Males.	Females.	Males.	Females.	Males.	Females.			
All Religions.	0-10	96,740	48,108	48,632	47	41	0	96,693	48,097	48,626	11	13	14	15	16	17	18	19	20	21	22	23	24
	10-15	41,249	22,071	19,178	316	307	9	40,933	21,764	19,169	...	...	...	...	...	...	...	...	...	...	...	...	...
	15-20	28,843	13,824	15,019	294	283	11	28,549	13,541	15,008	...	...	...	...	...	...	...	...	...	...	...	...	...
	20 and over.	154,222	78,478	75,804	1,572	1,542	30	152,710	76,936	75,774	...	...	...	...	...	...	...	...	...	...	...	...	...
	Total ...	321,114	162,481	158,633	2,929	2,173	56	318,886	160,368	158,577	...	...	...	...	...	...	...	...	...	...	...	...	...
HINDU.	0-10	31,430	15,501	15,929	47	41	0	31,383	15,460	15,923	...	...	...	...	...	...	...	...	...	...	...	...	...
	10-15	13,106	7,121	5,985	262	253	9	12,844	6,868	5,976	...	...	...	...	...	...	...	...	...	...	...	...	...
	15-20	8,981	4,470	4,511	262	253	9	8,719	4,217	4,502	...	...	...	...	...	...	...	...	...	...	...	...	...
	20 and over.	50,410	25,517	24,893	1,456	1,431	25	48,954	24,116	24,838	...	...	...	...	...	...	...	...	...	...	...	...	...
	Total ...	103,927	52,639	51,288	2,027	1,978	49	101,900	50,601	51,239	...	...	...	...	...	...	...	...	...	...	...	...	...
MUSLIM.	0-10	3	3	...	...	...	...	3	3	...	...	...	...	...	...	...	...	...	...	...	...	...	...
	10-15	2	1	1	...	...	...	2	1	1	...	...	...	...	...	...	...	...	...	...	...	...	...
	15-20	2	1	1	...	...	...	2	1	1	...	...	...	...	...	...	...	...	...	...	...	...	...
	20 and over.	34	30	4	20	20	...	14	10	4	...	...	...	...	...	...	...	...	...	...	...	...	...
	Total ...	41	35	6	20	20	...	21	15	6	...	...	...	...	...	...	...	...	...	...	...	...	...
CHRISTIAN.	0-10	241	125	116	...	...	...	241	125	116	...	...	...	...	...	...	...	...	...	...	...	...	...
	10-15	118	57	61	...	...	...	117	56	61	...	...	...	...	...	...	...	...	...	...	...	...	...
	15-20	101	51	50	...	...	...	99	49	50	...	...	...	...	...	...	...	...	...	...	...	...	...
	20 and over.	463	280	233	16	15	1	447	215	232	...	...	...	...	...	...	...	...	...	...	...	...	...
	Total ...	923	463	460	19	18	1	904	445	459	...	...	...	...	...	...	...	...	...	...	...	...	...
ANIMISTIC.	0-10	65,066	32,479	32,587	...	...	...	65,066	32,479	32,587	...	...	...	...	...	...	...	...	...	...	...	...	...
	10-15	28,023	14,802	13,131	53	53	...	27,970	14,839	13,131	...	...	...	...	...	...	...	...	...	...	...	...	...
	15-20	19,769	9,302	10,457	30	28	...	19,729	9,274	10,455	...	...	...	...	...	...	...	...	...	...	...	...	...
	20 and over.	103,375	52,671	50,704	80	76	...	103,295	52,356	50,700	...	...	...	...	...	...	...	...	...	...	...	...	...
	Total ...	216,223	109,344	106,879	163	157	6	216,060	109,187	106,873	...	...	...	...	...	...	...	...	...	...	...	...	...

Table VIII.

EDUCATION—  
VIZAGAPATAM DISTRICT.

75

TABLE VIII.

## Education--VIZAGAPATAM DISTRICT.

RELIGION.	AGE.	POPULATION.						LITERATE IN										LITERATE IN ENGLISH.						
		TOTAL.			LITERATE.			ILLITERATE.			TAMIL.		TELUUGU.		MALAYALAM.		CANARESE.		OTHER LANGUAGES.		Males.	Females.	Total.	
		Persons.	Males.	Females.	Persons.	Males.	Females.	Persons.	Males.	Females.	Males.	Females.	Males.	Females.	Males.	Females.	Males.	Females.						
ALL RELIGIONS.	0-10	587,781	298,412	298,369	2,547	2,139	408	586,234	287,273	297,961	11	21	11	1,495	392	...	...	...	...	61	16	195	143	52
	10-15	253,455	137,247	116,208	8,990	8,157	833	244,465	129,090	115,375	43	46	...	6,993	713	...	...	...	...	1,005	49	927	847	80
	15-20	161,768	85,432	76,344	6,537	7,754	783	163,229	77,028	75,561	43	17	...	7,469	612	...	...	...	...	1,353	39	1,353	1,243	107
	20 and over.	1,079,669	505,112	574,518	46,191	43,798	2,333	1,033,469	461,344	572,125	457	62	...	41,738	1,790	...	...	...	...	1,103	109	4,869	4,428	441
	Total	2,092,692	1,017,223	1,065,469	69,265	61,848	4,117	2,016,397	955,575	1,061,022	564	96	...	58,197	3,477	...	...	...	...	2,328	273	7,344	6,064	680
HINDU.	0-10	568,639	279,153	287,486	2,325	1,996	329	564,314	277,157	287,157	13	7	...	1,947	317	...	...	...	...	33	5	77	77	...
	10-15	244,348	132,392	111,956	7,602	6,912	690	236,746	125,480	111,206	13	4	...	6,841	674	...	...	...	...	51	12	688	675	12
	15-20	165,761	82,332	73,420	8,652	7,432	620	147,709	74,990	72,809	25	9	...	7,321	603	...	...	...	...	60	7	1,121	1,105	15
	20 and over.	1,039,178	485,441	553,737	43,842	42,018	1,824	995,336	413,423	551,913	322	40	...	41,020	1,791	...	...	...	...	501	79	3,753	3,711	42
	Total	2,005,926	979,318	1,026,608	61,821	58,358	3,463	1,944,105	920,390	1,023,145	373	60	...	57,129	3,255	...	...	...	...	744	103	5,639	5,570	49
MALAYALAM.	0-10	6,430	3,117	3,313	56	43	13	6,374	3,074	3,300	...	...	...	17	2	...	...	...	...	26	11	2	2	...
	10-15	2,757	1,458	1,290	217	179	38	2,540	1,279	1,261	...	...	...	98	2	...	...	...	...	81	36	15	15	...
	15-20	1,705	908	797	227	194	33	1,478	714	704	4	...	...	102	2	...	...	...	...	87	31	36	36	...
	20 and over.	11,684	5,451	6,133	1,068	982	86	10,516	4,439	6,047	17	2	...	491	7	...	...	...	...	460	76	138	136	2
	Total	22,476	10,934	11,542	1,568	1,398	170	20,906	9,536	11,372	21	2	...	708	13	...	...	...	...	634	154	191	180	2
CHRISTIAN.	0-10	1,069	552	517	157	93	64	912	439	453	8	4	...	25	11	...	...	...	...	...	...	115	63	32
	10-15	527	299	228	291	180	105	236	113	123	30	2	...	48	37	...	...	...	...	1	1	224	156	68
	15-20	399	170	229	251	122	129	148	48	100	14	8	...	42	96	...	...	...	...	1	1	196	104	92
	20 and over.	2,196	1,071	1,125	1,179	705	474	1,017	366	651	118	20	...	173	76	...	...	...	...	18	11	962	565	397
	Total	4,191	2,092	2,099	1,876	1,105	772	2,313	980	1,327	170	34	...	289	100	...	...	...	...	20	13	1,497	888	499
ANIMISTIC.	0-10	13,631	6,579	7,052	7	5	2	13,624	6,574	7,050	...	...	...	5	2	...	...	...	...	...	...	...	...	...
	10-15	5,817	3,093	2,724	878	878	...	4,939	2,215	2,724	...	...	...	6	...	...	...	...	...	870	...	...	...	...
	15-20	3,895	2,005	1,889	6	5	1	3,889	2,001	1,888	...	...	...	...	...	...	...	...	...	...	...	...	...	
	20 and over.	26,591	13,082	13,509	65	58	7	26,526	13,024	13,502	...	...	...	54	6	...	...	...	...	4	1	...	...	...
	Total	49,934	24,760	25,174	956	946	10	48,978	23,814	25,104	...	...	...	71	9	...	...	...	...	875	1	...	...	...
OTHERS.	0-10	12	11	1	2	2	...	10	9	1	...	...	...	...	...	...	...	...	...	2	...	1	1	...
	10-15	6	5	1	2	2	...	4	3	1	...	...	...	...	...	...	...	...	...	2	...	...	...	...
	15-20	6	6	...	1	1	...	5	5	...	...	...	...	...	...	...	...	...	...	...	...	...	...	
	20 and over.	111	97	...	37	35	2	74	62	...	...	...	...	...	...	...	...	...	...	30	2	...	...	...
	Total	186	119	16	42	40	2	93	79	11	...	...	...	...	...	...	...	...	...	35	2	...	...	...



Table VIII.

EDUCATION—  
VIZAGAPATAM AGENCY.

76

TABLE VIII.  
Education—VIZAGAPATAM AGENCY.

RELIGION.	AGE	POPULATION.						LITERATE IN												LITERATE IN ENGLISH.			
		TOTAL.			LITERATE.			ILLITERATE.			TAMIL.		TELUUGU.		MALAYALAM.		CANARESE.		OTHER LANGUAGES.		Persons.	Males.	Females.
		Persons.	Males.	Females.	Persons.	Males.	Females.	Persons.	Males.	Females.	Males.	Females.	Males.	Females.	Males.	Females.	Males.	Females.					
1	2	3	4	5	6	7	8	9	10	11	12	13	14	15	16	17	18	19	20	21	22	23	24
All Religions.	0-10	229,493	113,585	115,904	201	105	36	229,289	113,421	115,868	...	...	59	9	...	...	...	...	105	27	1	1	...
	10-15	84,491	52,178	42,223	697	653	37	93,711	51,525	42,186	...	...	297	6	...	...	...	...	365	30	6	6	1
	15-20	72,619	35,922	37,697	800	759	41	71,819	34,463	37,356	...	...	318	16	...	...	...	...	438	25	21	21	...
	20 and over.	454,478	232,158	222,320	6,351	6,022	229	448,927	226,136	222,091	...	...	2,048	64	...	...	...	...	3,945	156	230	220	10
	Total	850,988	433,114	417,844	7,942	7,599	343	843,040	425,545	417,501	...	...	2,722	95	...	...	...	...	4,845	238	268	247	11
Hindu.	0-10	157,931	78,075	79,856	155	137	18	157,826	77,938	79,888	...	...	57	8	...	...	...	...	80	10	1	1	...
	10-15	63,791	32,320	31,471	628	614	14	63,163	31,715	28,448	...	...	280	6	...	...	...	...	333	8	5	5	...
	15-20	48,238	24,055	24,183	737	712	25	47,559	23,913	24,015	...	...	300	14	...	...	...	...	411	11	18	18	...
	20 and over.	335,103	154,888	150,215	5,881	5,723	155	299,222	149,162	150,060	...	...	1,958	53	...	...	...	...	3,759	98	191	189	2
	Total	575,171	291,947	283,224	7,401	7,189	212	567,770	284,758	283,012	...	...	2,595	84	...	...	...	...	4,583	127	215	213	2
Musalman.	0-10	354	171	183	6	4	2	348	167	181	...	...	...	...	...	...	...	...	4	2	...	...	...
	10-15	155	81	74	15	12	3	140	69	71	...	...	8	...	...	...	...	...	4	3	...	...	...
	15-20	143	63	80	14	11	3	129	52	77	...	...	6	...	...	...	...	...	5	3	1	1	...
	20 and over.	907	432	445	117	97	20	790	305	425	...	...	30	...	...	...	...	...	55	20	8	8	...
	Total	1,559	777	782	152	124	28	1,407	653	754	...	...	53	...	...	...	...	...	68	28	9	9	...
Christian.	0-10	921	457	414	33	19	14	898	438	430	...	...	1	1	...	...	...	...	18	13	...	...	...
	10-15	367	208	159	29	19	20	328	189	139	...	...	2	...	...	...	...	...	17	19	...	...	1
	15-20	272	143	129	35	13	12	247	130	117	...	...	...	...	...	...	...	...	11	10	...	...	...
	20 and over.	1,615	838	777	148	100	48	1,467	738	729	...	...	15	3	...	...	...	...	70	35	30	22	6
	Total	3,155	1,646	1,509	245	151	94	2,910	1,495	1,415	...	...	18	11	...	...	...	...	116	77	33	24	9
Animistic.	0-10	70,248	34,880	35,368	7	5	2	70,241	34,875	35,366	...	...	1	...	...	...	...	...	4	2	...	...	...
	10-15	30,987	16,559	13,528	8	8	...	30,979	16,551	13,528	...	...	7	...	...	...	...	...	1	...	...	...	...
	15-20	23,896	11,960	12,546	24	23	1	23,882	11,937	12,545	...	...	12	...	...	...	...	...	11	...	...	...	...
	20 and over.	146,835	75,959	70,876	101	95	6	146,734	75,864	70,870	...	...	34	3	...	...	...	...	60	3	1	1	...
	Total	271,076	138,758	132,318	140	131	9	270,936	138,627	132,309	...	...	54	3	...	...	...	...	76	6	1	1	...
Others.	0-10	6	3	3	...	...	...	6	3	3	...	...	...	...	...	...	...	...	...	...	...	...	...
	10-15	1	1	1	...	...	...	1	1	1	...	...	...	...	...	...	...	...	...	...	...	...	...
	15-20	2	1	1	...	...	...	2	1	1	...	...	...	...	...	...	...	...	...	...	...	...	...
	20 and over.	18	11	7	4	4	...	14	7	7	...	...	2	...	...	...	...	...	2	...	...	...	...
	Total	27	16	11	4	4	...	23	12	11	...	...	2	...	...	...	...	...	2	...	...	...	...



TABLE VIII.

## Education—GÓDÁVARI DISTRICT.

RELIGION.	AGE.	POPULATION.						LITERATE IN												LITERATE IN ENGLISH.			
		TOTAL.			LITERATE.			ILLITERATE.			TAMIL.		TELEGU.		MALA-YALAM.		CANARESE.		OTHER LANGUAGES.		Persons.	Males.	Females.
		Persons.	Males.	Females.	Persons.	Males.	Females.	Persons.	Males.	Females.	Males.	Females.	Males.	Females.	Males.	Females.	Males.	Females.					
1	2	3	4	5	6	7	8	9	10	11	12	13	14	15	16	17	18	19	20	21	22	23	24
ALL RELIGIONS.	0-10	607,869	322,223	305,646	2,801	2,171	630	895,038	300,052	305,016	10	7	2,089	530	...	...	3	...	45	67	120	90	30
	10-15	289,185	145,809	123,286	13,419	11,360	2,029	255,788	134,600	121,257	30	37	11,207	1,822	...	...	1	...	126	114	1,096	1,020	78
	15-20	199,994	85,976	84,908	13,384	11,790	1,594	156,600	73,286	83,314	43	13	11,637	1,432	2	1	1	...	150	100	1,758	1,676	82
	20 and over.	1,094,879	517,348	577,531	99,657	65,521	4,136	1,026,222	451,827	573,395	393	55	63,584	3,535	8	1	23	3	1,203	343	5,717	5,418	299
	Total	2,141,917	1,050,546	1,091,371	99,261	90,872	8,389	2,042,656	959,674	1,082,982	470	112	88,417	7,319	10	2	27	4	1,533	624	8,691	8,204	487
HINDU.	0-10	691,918	294,395	297,523	2,430	2,002	428	589,488	292,393	297,025	9	5	1,987	422	...	...	3	...	3	1	65	63	2
	10-15	291,608	142,037	119,821	12,970	10,696	1,574	249,588	131,311	118,247	14	37	10,661	1,534	...	...	1	...	16	2	889	872	17
	15-20	195,128	82,777	82,349	12,584	11,026	1,258	182,842	71,751	81,091	17	7	10,970	1,247	2	1	1	...	16	3	1,468	1,454	14
	20 and over.	1,064,005	502,557	561,548	64,852	61,625	3,927	999,653	440,322	558,721	212	42	61,117	3,169	8	1	21	3	207	12	4,732	4,082	50
	Total	2,083,407	1,021,766	1,061,541	91,836	85,349	6,487	1,991,571	936,417	1,055,154	252	91	84,735	6,372	10	2	25	4	242	18	7,154	7,071	83
MUSALMAN.	0-10	10,776	5,287	5,488	162	90	72	10,613	5,197	5,416	...	...	48	6	...	...	...	...	42	66	3	3	...
	10-15	5,063	2,652	2,404	458	362	124	4,580	2,300	2,280	10	...	212	12	...	...	...	...	110	112	51	51	...
	15-20	3,358	1,003	1,755	559	455	104	2,798	1,148	1,651	20	...	296	7	...	...	...	...	139	97	87	83	1
	20 and over.	22,184	10,853	11,499	3,169	2,810	359	19,015	7,875	11,140	119	1	1,717	46	...	...	1	...	971	312	294	292	2
	Total	41,363	20,237	21,146	4,376	3,717	659	37,007	16,520	20,487	149	1	2,903	71	...	...	1	...	1,292	587	435	432	3
CHRISTIAN.	0-10	4,516	2,354	2,462	299	79	130	4,697	2,275	2,332	1	2	54	102	...	...	...	...	...	...	52	24	28
	10-15	2,134	1,129	1,005	693	332	331	1,471	737	674	0	...	304	276	...	...	...	...	...	...	156	97	59
	15-20	1,422	652	770	537	305	232	885	347	538	6	6	271	178	...	...	...	...	...	...	303	193	67
	20 and over.	7,694	3,829	4,865	1,617	1,069	548	6,077	2,700	3,317	62	12	749	320	...	...	...	...	12	18	688	442	246
	Total	16,000	7,904	8,102	3,026	1,785	1,241	13,040	6,179	6,861	75	20	1,378	876	...	...	...	...	12	18	1,099	690	400
OTHERS.	0-10	380	187	173	...	...	...	360	187	173	...	...	...	...	...	...	...	...	...	...	...	...	...
	10-15	127	71	56	...	...	...	127	71	56	...	...	...	...	...	...	...	...	...	...	...	...	...
	15-20	78	44	84	...	...	...	74	40	34	...	...	...	...	...	...	...	...	...	...	...	...	
	20 and over.	496	277	219	...	...	...	477	200	217	...	...	...	...	...	...	...	...	...	...	...	...	...
	Total	1,091	579	482	29	21	2	1,038	568	480	...	...	...	...	...	...	...	...	...	...	...	...	...



EDUCATION—  
GÓDÁVARI AGENCY.

Education—GÓDÁVARI AGENCY.

RELIGION.		AGE.	POPULATION.										LITERATE IN										LITERATE IN ENGLISH.		
			TOTAL.				LITERATE.			ILLITERATE.			TAMIL.		TELUUGU.		MALAYALAM.		CANARESE.		OTHER LANGUAGES.				
			Persons.	Males.	Females.	Persons.	Males.	Females.	Persons.	Males.	Females.	Persons.													
1	2	3	4	5	6	7	8	9	10	11	12	13	14	15	16	17	18	19	20	21	22	23	24		
HINDU.	0-10	47,441	23,445	23,996	94	64	30		47,347	23,391	23,965	1	64	29							2	1	1		
	10-15	19,259	10,317	8,942	389	313	76		18,870	10,004	8,866		309	76							16	14	1		
	15-20	12,066	6,065	6,001	316	266	50		11,750	5,709	5,951	1	269	48							22	20	2		
	20 and over.	81,076	41,349	39,727	1,932	1,533	119		79,124	39,516	39,608	9	1,769	112							166	182	4		
Total		159,842	81,176	78,666	2,751	2,476	275		157,091	78,700	78,391	2	2,401	265						5	326	217	8		
MUSLIM.	0-10	45,317	22,353	22,961	70	58	12		45,247	22,298	22,949		58	12							1	1			
	10-15	18,397	9,855	8,542	336	277	59		18,061	9,578	8,483		276	59							13	13			
	15-20	11,515	5,785	5,730	258	224	34		11,267	5,561	5,696	1	222	33							19	19			
	20 and over.	77,647	39,597	38,050	1,730	1,651	79		75,917	37,946	37,971	5	1,632	78						1	149	149			
Total		152,876	77,593	75,283	2,394	2,210	184		150,482	75,383	75,099	5	2,188	182						8	182	182			
CHRISTIAN.	0-10	517	298	249	3	3			514	265	249		3												
	10-15	268	153	113	13	13			263	140	118		10												
	15-20	165	95	76	21	21			144	74	70		16								1	1			
	20 and over.	1,150	600	550	110	104	6		1,040	456	544	2	80	2							4	8	1		
Total		2,098	1,116	982	147	141	6		1,951	975	976	3	109	2						26	10	9	1		
ANIMISTIC.	0-10	209	97	112	21	3	18		188	94	94	1	3	17							1	1	1		
	10-15	92	56	36	40	23	17		83	38	19		23	17							3	1	2		
	15-20	70	40	30	37	21	16		33	19	14		21	15							2	2	3		
	20 and over.	358	192	166	112	78	34		246	114	132	2	57	32							28	25	3		
Total		729	385	344	210	125	65		619	260	259	2	104	81						2	33	26	7		
Total		4,139	2,082	2,057					4,139	2,082	2,057														

TABLE VIII.

## Education—KISTNA DISTRICT.

RELIGION.	AGE.	POPULATION.										LITERATE IN										LITERATE IN ENGLISH.		
		TOTAL.			LITERATE.			ILLITERATE.				TAMIL.		TELGUGU.		MALAYALAM.		CANARESE.		OTHER LANGUAGES.		Persons.	Males.	Females.
		Persons.	Males.	Females.	Persons.	Males.	Females.	Persons.	Males.	Females.	Males.	Females.	Males.	Females.	Males.	Females.	Males.	Females.	Males.	Females.				
1	2	3	4	5	6	7	8	9	10	11	12	13	14	15	16	17	18	19	20	21	22	23	24	
ALL RELIGIONS.	0-10	592,565	292,728	299,837	2,827	2,280	567	589,738	290,408	299,270	8	8	2,176	510	...	...	9	1	42	28	134	108	26	
	10-15	278,018	146,612	131,406	12,991	11,431	1,560	265,027	135,181	139,846	679	59	10,519	1,381	...	...	2	1	206	94	863	790	73	
	15-20	166,794	86,765	80,028	13,867	12,579	1,288	152,927	74,187	78,740	65	29	12,236	1,190	1	...	30	1	236	80	1,340	1,285	55	
	20 and over.	1,117,426	564,195	553,231	77,748	74,103	3,645	1,039,678	490,092	549,586	555	102	71,670	8,180	6	1	30	1	1,594	275	4,534	4,324	210	
	Total	2,154,803	1,090,301	1,064,502	107,433	100,373	7,060	2,047,370	989,928	1,067,442	1,267	198	96,601	6,181	7	1	71	4	2,078	475	6,871	6,507	364	
HINDU.	0-10	521,349	257,702	263,647	2,366	1,981	385	518,983	255,721	263,262	5	5	1,972	379	...	...	2	1	...	...	81	77	4	
	10-15	245,137	129,253	115,884	11,539	10,404	1,135	233,598	118,849	114,740	639	54	9,748	1,078	...	...	2	1	...	...	875	664	11	
	15-20	148,716	77,136	71,580	12,411	11,442	969	136,365	65,694	70,611	23	19	11,388	947	1	...	4	1	...	...	1,074	1,067	7	
	20 and over.	997,712	502,816	494,895	70,843	68,249	2,594	926,869	434,567	492,302	308	67	67,617	2,518	5	...	26	1	189	7	3,620	3,605	15	
	Total	1,912,914	966,907	946,007	97,159	92,075	5,083	1,815,755	874,831	940,924	1,035	145	90,725	4,922	6	...	34	4	216	10	5,450	5,413	37	
MUSALMAN.	0-10	38,567	18,803	19,764	137	107	30	38,430	18,696	19,734	1	...	57	4	...	...	7	...	42	26	4	4	...	
	10-15	17,718	9,298	8,420	607	506	101	17,111	8,349	8,349	25	...	281	8	...	...	...	...	197	93	32	82	...	
	15-20	10,270	5,471	4,799	694	615	79	9,576	4,856	4,720	18	1	362	3	...	...	26	...	206	75	93	91	2	
	20 and over.	65,498	33,382	32,116	3,954	3,654	300	61,544	29,728	31,816	106	...	2,172	44	1	...	4	...	1,361	256	302	299	3	
	Total	132,053	66,924	65,129	5,392	4,882	510	126,661	62,042	64,619	160	1	2,872	59	1	...	37	...	1,806	450	431	426	5	
CHRISTIAN.	0-10	29,834	14,792	15,042	324	172	152	29,510	14,920	14,890	2	3	147	127	...	...	...	...	...	...	49	27	22	
	10-15	14,133	7,525	6,608	839	516	324	13,294	7,010	6,284	15	5	485	205	...	...	...	...	1	...	156	94	62	
	15-20	7,257	3,880	3,371	754	517	237	6,503	3,369	3,134	14	9	486	209	...	...	...	...	5	1	172	127	45	
	20 and over.	50,190	25,891	24,299	3,909	2,100	749	47,281	23,731	23,550	81	35	1,867	568	...	1	...	...	18	10	809	417	192	
	Total	101,414	52,094	49,320	4,826	3,364	1,462	96,588	48,730	47,858	112	52	2,985	1,199	...	1	...	...	24	11	986	665	321	
OTHERS.	0-10	2,815	1,431	1,384	...	...	...	2,815	1,431	1,384	...	...	...	...	...	...	...	...	...	...	...	...	...	
	10-15	1,030	565	464	...	...	...	1,024	560	484	...	...	...	...	...	...	...	...	...	...	...	...	...	
	15-20	551	278	278	...	...	...	543	268	275	...	...	...	...	...	...	...	...	...	...	...	...	...	
	20 and over.	4,026	2,104	1,920	42	40	2	3,984	2,066	1,918	...	...	14	...	...	...	...	...	26	2	1	3	...	
	Total	8,422	4,376	4,046	56	51	5	8,366	4,325	4,041	...	...	19	1	...	...	...	...	32	4	4	3	1	

Table VIII.

EDUCATION—  
KISTNA DISTRICT.



Table VIII.

EDUCATION—  
NELLORE DISTRICT.

80

TABLE VIII.  
Education—NELLORE DISTRICT.

RELIGION.	AGE.	POPULATION.						LITERATE IN												LITERATE IN ENGLISH.			
		TOTAL.			LITERATE.			ILLITERATE.			TAMIL.		TELUGU.		MALAYALAM.		CANARESE.		OTHER LANGUAGES.		Persons.	Males.	Females.
		Persons.	Males.	Females.	Persons.	Males.	Females.	Persons.	Males.	Females.	Males.	Females.	Males.	Females.	Males.	Females.	Males.	Females.					
ALL RELIGIONS.	0-10	380,098	186,997	193,101	1,766	1,450	315	378,333	185,547	192,786	29	4	1,896	279	...	...	...	...	23	23	63	61	12
	10-15	189,405	100,034	89,371	7,949	7,009	940	181,458	98,025	88,431	67	31	6,852	824	...	...	...	...	72	72	446	420	26
	15-20	101,496	54,007	46,889	8,394	7,517	777	93,302	47,090	46,112	117	36	7,281	676	...	...	...	...	63	60	664	637	27
	20 and over.	825,988	410,879	415,109	53,059	50,826	2,233	772,929	380,063	412,876	1,253	155	48,523	1,772	...	...	...	...	781	189	3,040	2,897	143
	Total	1,486,987	752,517	744,470	71,087	66,802	4,265	1,425,920	685,715	740,205	1,466	225	61,042	3,551	4	...	30	8	969	344	4,213	4,005	208
HINDU.	0-10	329,988	167,157	172,831	1,451	1,271	180	328,537	165,886	172,651	21	2	1,247	177	...	...	...	...	3	1	36	35	1
	10-15	170,340	89,845	80,494	6,935	6,312	623	163,405	83,534	79,871	53	27	6,263	593	...	...	...	...	4	2	350	343	7
	15-20	91,948	46,465	42,543	7,320	6,790	530	84,628	42,615	42,013	86	30	6,696	499	...	...	...	...	1	...	522	516	6
	20 and over.	753,970	374,625	379,344	48,419	45,896	1,523	705,551	327,730	377,821	1,013	132	45,704	1,370	2	...	27	6	94	14	2,411	2,325	16
	Total	1,356,946	681,034	675,212	64,125	61,269	2,856	1,292,121	619,765	672,356	1,172	191	59,900	2,639	2	...	28	8	102	17	3,319	3,289	30
MUSLIM.	0-10	23,474	11,643	11,831	98	72	24	23,378	11,571	11,807	3	...	51	4	...	...	...	...	18	20	1	...	1
	10-15	11,097	5,952	5,145	478	395	81	10,621	5,567	6,054	13	...	314	11	...	...	...	...	68	70	18	18	...
	15-20	5,863	3,222	2,631	533	476	57	5,320	2,746	2,574	24	...	800	7	...	...	...	...	91	50	97	27	...
	20 and over.	49,452	21,324	21,128	2,995	2,784	211	39,467	18,540	20,927	158	2	1,945	34	1	...	...	...	672	175	159	157	2
	Total	82,886	42,141	40,745	4,100	3,727	373	78,786	38,414	40,372	198	2	2,670	55	1	...	...	...	849	315	205	202	3
CHRISTIAN.	0-10	16,369	7,542	7,827	216	107	111	15,151	7,435	7,716	5	2	68	96	...	...	...	...	2	2	26	16	10
	10-15	7,524	4,000	3,524	537	302	235	6,987	3,698	3,289	2	4	285	220	...	...	...	...	...	...	77	59	18
	15-20	3,397	1,801	1,596	437	247	190	2,960	1,614	1,346	6	6	223	170	...	...	...	...	...	...	115	94	21
	20 and over.	27,668	13,961	13,697	1,926	1,129	497	26,032	12,832	13,200	82	21	666	368	1	...	1	...	8	9	463	340	123
	Total	53,948	27,354	26,584	2,818	1,785	1,033	51,130	25,579	25,551	95	33	1,462	856	1	...	1	...	10	11	681	509	172
OTHERS.	0-10	1,207	655	612	...	...	...	1,207	655	612	...	...	...	...	...	...	...	...	...	...	...	...	...
	10-15	444	236	208	...	...	...	443	236	207	...	...	...	...	...	...	...	...	...	...	...	...	...
	15-20	298	119	179	...	...	...	294	115	179	...	...	...	...	...	...	...	...	...	...	...	...	...
	20 and over.	1,898	908	990	...	...	...	1,879	951	928	...	...	...	...	...	...	...	...	...	...	...	...	...
	Total	3,907	1,978	1,929	24	21	3	3,883	1,967	1,926	1	...	10	...	...	...	1	...	8	1	8	5	3



TABLE VIII.

## Education—CUDDAPAH DISTRICT.

RELIGION.	AGE.	POPULATION.										LITERATE IN										LITERATE IN ENGLISH.		
		TOTAL.			LITERATE.			ILLITERATE.				TAMIL.		TELUGU.		MALAYALAM.		CANARESE.		OTHER LANGUAGES.		Persons.	Males.	Females.
		Persons.	Males.	Females.	Persons.	Males.	Females.	Persons.	Males.	Females.	Males.	Females.	Males.	Females.	Males.	Females.	Males.	Females.	Males.	Females.				
1	2	3	4	5	6	7	8	9	10	11	12	13	14	15	16	17	18	19	20	21	22	23	24	
All Religions.	0-10	322,190	158,094	164,096	1,267	1,023	234	320,933	157,071	163,862	15	4	975	196	...	2	...	...	29	33	23	7		
	10-15	165,374	87,851	77,523	7,676	6,935	741	157,698	80,916	76,782	39	20	5,912	483	...	1	...	...	107	178	150	28		
	15-20	81,687	41,988	39,699	6,827	6,163	711	76,060	38,832	36,228	52	20	5,957	303	...	6	...	...	131	138	273	23		
	20 and over.	722,116	364,885	357,231	40,211	38,951	1,260	681,905	325,934	355,971	600	94	37,200	948	...	1	...	93	2	895	179	1,574	1,501	73
	Total ...	1,991,967	955,818	935,449	55,671	53,065	2,606	1,935,696	902,753	932,843	706	138	50,104	1,933	6	4	100	72	2,031	413	2,081	1,050	131	
Hindu.	0-10	279,704	137,122	142,582	970	833	137	278,734	136,289	142,445	13	3	818	132	...	2	...	...	...	16	16	...		
	10-15	145,320	76,882	68,438	6,820	6,143	477	139,700	71,739	67,961	30	18	5,108	293	...	...	...	67	99	118	116	...		
	15-20	71,881	39,005	32,276	6,806	6,346	259	66,276	34,259	32,017	38	14	5,286	240	...	...	2	3	9	1	331	229	...	
	20 and over.	645,549	325,923	319,625	35,043	34,201	842	610,506	291,722	318,784	446	76	33,481	759	6	1	92	2	141	4	1,336	1,231	...	
	Total ...	1,142,454	579,532	562,922	47,236	45,523	1,715	1,095,216	534,009	561,207	527	111	44,693	1,424	6	4	98	72	154	104	1,601	1,592	9	
Muslim.	0-10	37,127	18,334	18,793	140	112	34	36,981	18,222	18,759	1	...	87	5	...	...	...	...	...	24	29	2	...	
	10-15	17,446	9,590	7,856	1,566	1,491	75	16,880	8,099	7,781	4	...	509	7	...	...	1	...	976	68	8	...		
	15-20	8,553	4,751	3,802	708	653	45	7,845	4,088	3,757	6	...	536	8	...	...	...	...	120	37	22	...		
	20 and over.	66,411	33,757	32,654	4,254	4,046	208	62,157	29,711	32,446	97	2	3,200	31	...	...	...	...	745	175	88	...		
	Total ...	129,537	65,432	63,105	6,674	6,312	362	122,863	60,180	62,743	108	2	4,332	51	...	...	1	...	1,865	309	120	120	...	
Christian.	0-10	5,256	2,582	2,674	139	77	63	5,117	2,505	2,612	1	1	70	59	...	...	...	...	...	13	7	6		
	10-15	2,564	1,351	1,213	490	301	189	2,074	1,050	1,024	5	2	295	183	...	...	...	...	1	52	26	...		
	15-20	1,123	610	513	212	145	67	911	465	446	8	6	135	58	...	...	...	...	...	43	22	...		
	20 and over.	9,980	5,105	4,875	995	896	209	9,075	4,409	4,666	57	16	578	158	...	...	1	...	2	248	181	67		
	Total ...	18,923	9,548	9,275	1,746	1,219	527	17,177	8,429	8,748	71	25	1,078	458	...	...	1	...	3	356	236	120		
Others.	0-10	103	56	47	2	1	1	101	55	46	...	...	...	...	...	...	...	...	...	...	3	1	1	
	10-15	44	28	16	...	...	...	44	28	16	...	...	...	...	...	...	...	...	...	...	...	...	...	
	15-20	30	22	8	2	2	...	28	20	8	...	...	...	...	...	...	...	...	2	...	...	...		
	20 and over.	176	100	76	9	8	1	167	92	75	...	...	1	...	...	...	...	...	7	...	...	...		
	Total ...	353	206	147	13	11	2	340	195	145	...	...	1	...	...	...	...	...	9	4	3	2		

Table VIII.

EDUCATION—  
CUDDAPAH DISTRICT.



Table VIII.

EDUCATION—  
KURNOOL DISTRICT.

68

TABLE VIII.

## Education—KURNOOL DISTRICT.

RELIGION.	AGE.	POPULATION.						LITERATE IN										LITERATE IN ENGLISH.						
		TOTAL.			LITERATE.			ILLITERATE.		TAMIL.		TELGU.		MALAYALAM.		CANARESE.		OTHER LANGUAGES.		Persons.	Males.	Females.		
		Persons.	Males.	Females.	Persons.	Males.	Females.	Persons.	Males.	Persons.	Males.	Persons.	Males.	Persons.	Males.	Persons.	Males.	Persons.	Males.				Persons.	
1	2	3	4	5	6	7	8	9	10	11	12	13	14	15	16	17	18	19	20	21	22	23	24	
ALL RELIGIONS.	0-10	226,968	113,302	113,666	851	692	159	226,117	112,610	115,507	5	6	647	136		18		4	3	31	11	22	18	4
	10-15	119,044	62,492	56,552	4,285	3,948	337	113,759	58,544	55,215	20	13	3,818	276		1		5	2	101	24	167	169	8
	15-20	53,939	29,743	24,196	4,013	3,699	314	49,926	20,044	23,882	19	21	3,577	256				8	1	91	32	237	223	14
	20 and over.	471,104	235,078	236,026	27,561	26,560	1,001	443,543	208,518	235,025	313	53	25,097	843	1			75	5	1,002	80	1,247	1,208	39
Total	Total	872,055	440,615	431,440	36,710	34,899	1,811	835,345	405,716	429,029	357	93	33,139	1,511	1	19		93	11	1,225	147	1,673	1,608	65
HINDU.	0-10	188,749	93,177	95,572	601	511	90	188,148	92,605	95,543	2	5	505	83					2	2			14	
	10-15	98,498	52,036	46,462	3,518	3,334	184	94,980	48,702	46,278	14	7	3,309	156		18		5	2	5	1	106	105	
	15-20	44,766	24,048	20,118	3,296	3,081	315	41,470	21,567	19,903	11	21	3,059	192		1		6	1	4		106	102	3
	20 and over.	398,769	197,852	198,917	24,104	23,384	720	372,665	174,468	198,197	208	37	22,955	670				73	5	124	6	993	918	5
Total	Total	728,782	367,713	361,069	31,519	30,310	1,200	697,263	337,493	359,860	235	70	29,828	1,101		19		84	10	135	7	1,147	1,139	8
MUSALMAN.	0-10	29,618	14,935	14,683	109	94	15	29,709	14,901	14,808	3		58	3				4	1	29	11	1	1	
	10-15	14,923	7,837	6,783	404	373	31	14,219	7,464	6,755	5		271	7					96	23	12	11		
	15-20	7,064	3,987	3,077	450	413	37	6,614	3,574	3,040	7		317	5				2		86	31	22	21	1
	20 and over.	56,121	28,068	28,053	2,574	2,407	107	53,547	25,001	27,946	46	8	1,524	30				2		869	72	106	103	2
Total	Total	107,826	54,887	52,789	3,537	3,347	190	104,089	51,540	52,549	81	3	2,170	45				8	1	1,080	137	140	136	4
CHRISTIAN.	0-10	9,909	4,889	5,020	141	87	54	9,768	4,802	4,965		1	84	50							7	3	4	
	10-15	4,709	2,501	2,208	362	240	122	4,347	2,261	2,086	1	6	237	113							50	43	7	
	15-20	2,003	1,056	947	265	204	61	1,738	852	885	1		201	59							110	100	10	
	20 and over.	17,422	8,732	8,690	872	700	173	16,550	8,032	8,518	38	13	616	143	1	1		1		3		218	186	32
Total	Total	34,043	17,178	16,865	1,640	1,231	409	32,403	15,947	16,455	40	20	1,138	365	1			1		3		385	332	53
OTHERS.	0-10	492	241	251	1	1		492	241	251														
	10-15	314	118	96	1	1		313	117	96			1											
	15-20	106	52	54	2	1	1	104	51	53														
	20 and over.	792	426	368	11	9	2	781	417	364	1		2							1	1	1		
Total	Total	1,604	837	767	14	11	3	1,590	826	764	1		3						7	3	1	1		



TABLE VIII.

## Education—BELLARY DISTRICT.

RELIGION.	AGE.	POPULATION.						LITERATE IN												LITERATE IN ENGLISH.			
		TOTAL.			LITERATE.			ILLITERATE.			TAMIL.		TELUUGU.		MALA-YALAM.		CANARESE.		OTHER LANGUAGES.		Persons.	Males.	Females.
		Persons.	Males.	Females.	Persons.	Males.	Females.	Persons.	Males.	Females.	Males.	Females.	Males.	Females.	Males.	Females.	Males.	Females.					
1	2	3	4	5	6	7	8	9	10	11	12	13	14	15	16	17	18	19	20	21	22	23	24
ALL RELIGIONS.	0-10	266,702	131,044	135,658	1,078	950	128	265,624	130,094	135,530	39	4	445	26	...	...	404	30	34	19	162	112	50
	10-15	127,029	66,737	60,292	4,877	4,570	307	122,152	62,107	59,985	83	22	1,558	96	...	...	2,700	76	155	41	397	324	73
	15-20	68,446	35,895	32,551	6,537	5,269	268	62,909	31,226	31,683	134	30	1,068	95	1	...	2,700	66	298	28	585	533	52
	20 and over.	485,037	246,200	238,837	31,580	30,645	914	453,477	215,554	237,923	1,008	68	9,872	319	13	7	16,524	253	2,453	78	2,694	2,455	239
Total		947,214	480,876	466,338	43,052	41,435	1,617	904,162	439,441	464,721	1,264	124	13,843	536	14	7	22,427	425	2,941	166	3,838	3,424	414
HINDU.	0-10	236,817	116,070	120,747	856	806	50	235,961	115,264	120,697	21	...	408	22	...	...	360	27	7	1	70	70	...
	10-15	113,817	59,534	54,283	4,168	3,937	169	109,651	55,537	54,114	36	6	1,388	91	...	...	2,533	68	23	4	232	231	1
	15-20	60,741	32,677	28,064	4,697	4,441	156	56,144	28,236	27,908	62	10	1,734	88	1	...	2,598	57	31	1	382	382	...
	20 and over.	433,540	219,474	214,066	26,417	25,892	555	407,123	193,612	213,511	572	22	8,699	282	10	4	15,944	228	562	19	1,456	1,424	32
Total		844,915	427,755	417,160	36,036	35,106	930	808,879	392,649	416,230	691	38	12,229	483	11	4	21,444	380	623	25	2,140	2,107	33
MUSLIM.	0-10	28,272	14,129	14,143	107	87	20	28,165	14,042	14,123	3	...	30	1	...	...	28	1	24	18	13	13	...
	10-15	12,418	6,794	5,624	442	401	41	11,976	6,393	5,583	8	...	132	3	...	...	138	2	109	36	32	32	...
	15-20	7,103	3,899	3,204	659	627	32	6,444	3,272	3,172	32	...	204	3	...	...	175	3	211	26	77	77	...
	20 and over.	47,669	24,515	23,144	3,308	3,227	81	44,361	21,288	23,063	142	1	1,067	16	1	...	348	12	1,660	62	173	171	2
Total		95,452	49,337	46,115	4,516	4,342	174	90,936	44,965	45,941	185	1	1,433	23	1	...	689	18	2,004	132	295	293	2
CHRISTIAN.	0-10	1,257	648	609	106	48	58	1,151	600	551	15	4	6	3	...	...	2	2	...	...	78	28	50
	10-15	566	292	304	218	122	96	378	170	208	39	16	35	2	...	...	6	6	...	...	132	60	72
	15-20	420	200	220	198	120	78	222	80	142	40	20	25	4	...	...	9	5	...	...	122	70	52
	20 and over.	2,793	1,585	1,207	1,402	1,137	205	1,391	440	942	294	45	91	20	2	3	55	8	7	1	1,058	854	204
Total		5,066	2,726	2,340	1,924	1,427	467	3,142	1,299	1,843	388	85	157	29	2	3	72	21	7	1	1,390	1,012	378
OTHERS.	0-10	356	197	159	9	9	...	347	188	159	...	...	1	...	...	...	5	...	3	...	1	1	...
	10-15	198	117	81	61	60	1	147	67	80	...	...	3	...	...	...	23	...	24	1	1	1	...
	15-20	182	119	63	83	81	2	99	38	61	...	...	5	...	...	...	17	1	56	1	4	4	...
	20 and over.	1,045	625	420	433	420	13	612	205	407	...	...	15	1	...	...	177	5	224	6	7	6	1
Total		1,781	1,058	723	576	560	16	1,205	498	707	...	...	24	1	...	...	222	6	307	8	13	12	1

Table VIII.  
EDUCATION—  
BELLARY DISTRICT.



Table VIII.

EDUCATION—  
ANANTAPUR DISTRICT.

24

TABLE VIII.

## Education—ANANTAPUR DISTRICT.

RELIGION.	AGE.	POPULATION.						LITERATE IN												LITERATE IN ENGLISH.			
		TOTAL.			LITERATE.			ILLITERATE.			TAMIL.		TELUGU.		MALAYALAM.		CANARESE.		OTHER LANGUAGES.		Persons.	Males.	Females.
		Persons.	Males.	Females.	Persons.	Males.	Females.	Persons.	Males.	Females.	Males.	Females.	Males.	Females.	Males.	Females.	Males.	Females.					
1	2	3	4	5	6	7	8	9	10	11	12	13	14	15	16	17	18	19	20	21	22	23	24
ALL RELIGIONS.	0-10	215,617	105,323	110,294	704	587	117	214,913	104,746	110,167	9	8	515	66	...	...	25	5	9	6	73	41	32
	10-15	102,668	54,276	48,390	3,546	3,313	233	99,120	50,963	48,167	23	16	3,072	177	...	...	119	11	67	14	134	116	18
	15-20	61,446	27,957	23,489	3,910	3,689	221	47,536	24,268	23,268	41	23	3,354	130	...	...	172	22	89	31	224	202	22
	20 and over.	418,525	215,790	202,735	24,547	23,424	1,123	393,978	192,300	201,012	437	70	20,598	563	8	...	1,420	57	730	328	1,366	1,238	128
	Total ...	786,254	403,355	384,898	32,707	31,013	1,694	755,547	372,343	383,204	510	117	27,539	936	8	...	1,736	95	805	379	1,797	1,597	200
HINDU.	0-10	194,771	95,047	99,724	563	495	68	194,208	94,552	99,656	8	5	400	57	...	...	25	5	2	1	10	10	...
	10-15	93,461	49,341	44,120	3,138	2,941	197	90,323	46,400	43,923	13	16	2,793	108	...	...	114	11	9	2	88	86	2
	15-20	46,668	25,325	21,342	3,339	3,174	165	43,329	22,152	21,177	25	20	2,966	116	...	...	162	22	13	7	170	166	4
	20 and over.	383,461	197,708	185,753	21,161	20,608	553	362,300	177,100	185,200	302	47	18,739	460	5	...	1,331	42	154	4	961	951	10
	Total ...	718,361	367,422	350,939	28,201	27,218	983	690,160	340,204	349,956	348	88	24,958	801	5	...	1,632	80	178	14	1,229	1,213	16
MUSLIM.	0-10	17,455	8,610	8,845	57	52	5	17,398	8,558	8,840	1	...	44	...	...	...	...	...	7	5	...	...	...
	10-15	7,787	4,191	3,596	328	313	13	7,461	3,878	3,583	3	...	252	2	...	...	1	...	56	11	4	4	...
	15-20	3,967	2,140	1,817	374	345	20	3,683	1,795	1,788	11	...	257	6	...	...	2	...	74	23	5	5	...
	20 and over.	29,716	15,201	14,517	2,745	2,344	401	26,973	12,857	14,116	59	1	1,694	67	1	...	24	11	561	322	65	65	...
	Total ...	58,917	30,142	28,775	3,502	3,054	448	55,415	27,968	28,327	74	1	2,347	75	1	...	27	11	698	361	74	74	...
CHRISTIAN.	0-10	802	394	408	84	40	44	718	354	364	...	3	11	9	...	...	...	...	...	...	63	31	32
	10-15	266	144	122	76	54	22	190	90	100	7	...	27	7	...	...	1	...	...	...	42	26	16
	15-20	270	195	75	185	159	26	85	36	49	5	3	130	8	...	...	3	...	...	...	48	31	17
	20 and over.	1,337	716	621	538	373	165	799	343	456	75	92	144	36	2	...	3	2	...	...	336	219	117
	Total ...	2,675	1,449	1,226	883	626	257	1,792	823	939	87	28	312	60	2	...	4	2	...	...	489	307	182
OTHERS.	0-10	2,589	1,282	1,307	...	...	...	2,589	1,282	1,307	...	...	...	...	...	...	...	...	...	...	...	...	...
	10-15	1,152	600	552	6	...	1	1,146	595	551	...	...	...	...	...	...	3	...	2	1	...	...	...
	15-20	561	296	255	12	11	1	539	285	254	...	...	...	...	...	...	8	...	2	1	...	...	1
	20 and over.	4,009	2,165	1,844	103	99	4	3,906	2,066	1,840	1	...	21	...	...	...	62	2	15	2	4	3	1
	Total ...	8,301	4,343	3,958	121	115	6	8,160	4,228	3,952	1	...	22	...	...	...	73	2	19	4	6	3	2



TABLE VIII.

## Education—MADRAS CITY.

RELIGION.			AGE.			POPULATION.										LITERATE IN										LITERATE IN ENGLISH.		
						TOTAL.			LITERATE.			ILLITERATE.			TAMIL.		TRAVU.		MALA-YALAM.		CANARESE.		OTHER LANGUAGES.					
Persons.	Males.	Females.	Persons.	Males.	Females.	Persons.	Males.	Females.	Persons.	Males.	Females.	Males.	Females.	Males.	Females.	Males.	Females.	Males.	Females.	Persons.	Males.	Females.						
1	2	3	4	5	6	7	8	9	10	11	12	13	14	15	16	17	18	19	20	21	22	23	24					
ALL RELIGIONS.	0-10	119,694	58,945	60,719	6,084	3,197	1,887	114,080	55,748	58,832	1,918	1,041	561	260	6	6	6	1	208	99	1,600	1,011	589					
	10-15	55,927	28,099	28,928	13,157	9,239	3,618	42,770	19,760	23,010	5,452	2,136	1,949	714	16	8	40	15	703	258	6,007	3,819	1,188					
	15-20	45,198	22,652	22,505	15,891	11,314	4,377	29,467	11,338	18,129	6,424	2,308	2,363	765	91	21	61	15	908	300	7,153	5,795	1,368					
	20 and over.	288,697	146,134	142,403	81,549	68,644	12,905	207,048	77,490	129,558	41,810	5,845	12,497	2,205	326	22	244	53	6,544	928	29,946	25,437	4,508					
Total	Total	509,346	256,780	252,616	116,481	92,364	23,087	393,866	164,335	229,520	55,010	11,380	17,370	3,944	439	57	351	84	8,429	1,585	43,706	36,062	7,643					
HINDU.	0-10	99,076	47,671	49,104	3,211	2,224	687	93,464	45,347	48,117	1,907	689	552	250	4	4	6	1	10	36	838	499	39					
	10-15	44,523	23,174	21,349	9,207	6,972	2,235	35,316	16,202	19,114	4,672	1,401	1,928	686	12	6	39	14	80	105	2,617	2,491	126					
	15-20	36,490	18,068	17,422	11,192	8,728	2,464	24,298	9,340	14,958	5,611	1,577	2,320	741	75	13	60	14	155	107	4,437	4,301	136					
	20 and over.	233,960	118,473	115,487	68,968	52,475	6,493	174,992	65,998	108,994	36,530	4,133	12,241	2,043	249	15	228	51	1,170	234	17,869	17,056	233					
Total	Total	410,648	207,986	203,862	82,578	70,399	12,179	328,070	136,887	191,183	48,420	7,800	17,041	3,720	340	38	333	80	1,415	482	25,481	24,947	534					
MUSLIM.	0-10	13,025	6,432	6,593	291	225	66	12,734	6,207	6,527	19	4	1	2	1	1	1	1	191	62	40	40	6					
	10-15	6,364	3,348	3,066	914	763	151	5,440	2,585	2,855	116	11	5	2	1	1	1	1	602	147	240	235	6					
	15-20	5,307	2,649	2,658	1,262	1,056	196	4,055	1,593	2,462	218	11	19	1	2	1	1	1	771	182	393	388	6					
	20 and over.	32,645	16,676	15,969	8,049	7,413	636	24,696	9,263	15,333	1,864	20	150	1	31	1	3	1	5,135	612	1,646	1,539	7					
Total	Total	57,331	29,105	28,226	10,506	9,457	1,049	46,825	19,048	27,177	2,217	35	175	2	34	1	3	1	6,599	1,063	2,219	2,502	17					
CHRISTIAN.	0-10	9,908	4,920	4,986	1,573	742	831	8,333	4,178	4,155	280	346	8	10	2	2	1	1	3	1,020	470	580						
	10-15	4,999	2,442	2,557	2,997	1,472	1,525	2,002	970	1,032	650	732	16	26	3	2	1	1	8	4	2,139	1,086	1,053					
	15-20	4,313	1,903	2,410	3,213	1,502	1,711	1,100	401	699	500	717	24	24	14	8	1	1	22	10	2,313	1,099	1,214					
	20 and over.	21,740	10,800	10,940	14,355	8,594	5,761	7,385	2,206	5,179	3,398	1,089	105	162	46	6	13	2	121	72	10,460	6,198	4,262					
Total	Total	40,966	20,065	20,893	22,138	12,310	9,828	18,820	7,755	11,065	4,934	3,484	153	222	65	18	15	4	154	86	15,932	8,853	7,079					
OTHERS.	0-10	58	22	36	9	6	3	49	16	33	2	2	1	1	1	1	1	1	4	1	2	2	4					
	10-15	51	35	16	39	32	7	12	8	9	8	3	1	1	1	1	1	1	19	2	11	7	3					
	15-20	48	32	16	34	28	6	14	4	10	5	8	1	1	1	1	1	1	20	1	10	7	3					
	20 and over.	252	185	67	177	162	15	75	23	52	24	3	1	1	1	1	1	1	118	10	60	44	6					
Total	Total	409	274	135	259	228	31	160	46	104	39	11	1	1	1	1	1	1	161	14	73	60	13					



Table VIII.

EDUCATION—  
CHINGLEPUT DISTRICT.

86

TABLE VIII.  
Education—CHINGLEPUT DISTRICT.

RELIGION.	AGE.	POPULATION.						LITERATE IN												LITERATE IN ENGLISH.			
		TOTAL.			LITERATE.			ILLITERATE.			TAMIL.		TELUGU.		MALAYALAM.		CANARESE.		OTHER LANGUAGES.		Persons.	Males.	Females.
		Persons.	Males.	Females.	Persons.	Males.	Females.	Persons.	Males.	Females.	Males.	Females.	Males.	Females.	Males.	Females.	Males.	Females.					
1	2	3	4	5	6	7	8	9	10	11	12	13	14	15	16	17	18	19	20	21	22	23	24
ALL RELIGIONS.	0-10	378,800	184,181	194,700	2,748	2,284	464	376,142	181,897	194,245	1,874	334	290	64	...	...	1	...	20	11	225	160	65
	10-15	184,113	87,329	76,784	9,773	8,613	1,160	164,340	78,716	75,624	7,253	847	1,086	265	...	...	1	...	114	42	766	746	20
	15-20	102,103	54,195	47,908	10,670	9,030	1,081	91,433	44,556	46,877	8,204	717	1,116	150	1	...	1	2	142	39	1,284	1,120	155
	20 and over.	667,018	335,735	331,290	76,879	74,857	3,822	688,337	350,869	327,468	64,214	2,339	8,392	617	16	3	37	1	1,131	191	6,643	5,757	786
Total	Total	1,312,122	631,431	680,691	101,870	95,393	6,477	1,210,252	566,038	644,214	81,545	4,257	11,093	1,096	17	3	40	3	1,413	283	8,818	7,792	1,026
HINDU.	0-10	362,107	175,755	186,412	2,323	2,007	316	359,844	173,748	186,096	1,705	257	295	57	...	...	1	...	1	1	74	69	5
	10-15	187,092	83,653	73,509	8,690	7,839	851	148,402	75,744	72,658	7,776	705	1,040	146	...	...	1	...	3	...	664	559	5
	15-20	97,322	51,710	45,612	9,696	8,396	760	87,726	42,874	44,852	7,702	623	1,082	133	1	...	1	2	26	2	897	886	11
	20 and over.	638,676	321,152	317,524	71,871	69,326	2,545	666,805	251,826	314,979	60,819	1,963	8,199	539	13	3	36	1	177	9	4,413	4,365	28
Total	Total	1,266,257	632,200	623,057	92,480	88,008	4,472	1,162,777	544,192	618,585	77,002	3,548	10,616	905	14	3	39	3	207	12	6,948	5,899	49
MUSLIM.	0-10	8,683	4,384	4,299	74	63	11	8,609	4,321	4,288	38	1	...	...	...	...	...	...	25	10	...	...	...
	10-15	3,376	1,779	1,597	341	296	45	3,035	1,483	1,552	188	4	9	...	...	...	...	...	99	41	19	19	...
	15-20	2,527	1,312	1,215	476	439	37	2,051	873	1,178	314	2	11	...	...	...	...	...	110	36	46	46	...
	20 and over.	15,424	8,065	7,359	3,523	3,317	206	11,901	4,748	7,153	2,284	36	95	3	...	...	...	...	923	167	202	200	2
Total	Total	30,010	15,540	14,470	4,414	4,115	299	25,596	11,425	14,171	2,824	43	115	3	...	...	...	...	1,157	253	267	265	2
CHRISTIAN.	0-10	7,956	4,004	3,954	340	213	135	7,609	3,791	3,818	130	76	4	7	...	...	...	...	...	...	150	91	59
	10-15	3,687	1,931	1,756	717	456	261	2,970	1,475	1,395	274	137	37	119	...	...	...	...	5	1	180	107	13
	15-20	2,219	1,153	1,067	578	347	232	1,640	805	835	177	92	23	17	...	...	...	...	...	2	334	192	142
	20 and over.	12,702	6,394	6,308	3,178	2,118	1,060	9,524	4,276	5,248	1,047	356	295	45	3	...	...	...	8	10	1,914	1,100	754
Total	Total	26,466	13,481	12,985	4,823	3,134	1,689	21,643	10,347	11,296	1,028	661	359	188	3	...	...	...	13	13	2,578	1,610	968
OTHERS.	0-10	82	38	44	2	1	1	80	37	43	1	...	...	...	...	...	...	...	...	...	1	...	1
	10-15	58	36	22	25	22	3	33	14	19	15	1	...	...	...	...	...	...	...	...	3	1	2
	15-20	35	21	14	19	17	2	16	4	12	11	...	...	...	...	...	...	...	...	...	7	5	2
	20 and over.	214	115	99	107	96	11	107	19	88	64	4	3	...	...	...	...	...	23	5	14	12	2
Total	Total	389	210	179	163	136	17	230	74	102	91	5	3	...	...	...	...	...	36	5	26	18	7



TABLE VIII.

## Education—NORTH ARCOT DISTRICT.

RELIGION.			AGE.			POPULATION.						LITERATE IN										LITERATE IN ENGLISH.				
						TOTAL.			LITERATE.			ILLITERATE.		TAMIL.		TELUUGU.		MALA- YALAM.		CANARESE.					OTHER LANGUAGES.	
						Persons.	Males.	Females.	Persons.	Males.	Females.	Persons.	Males.	Females.	Persons.	Males.	Females.	Persons.	Males.	Females.	Persons.				Males.	Females.
1	2	3	4	5	6	7	8	9	10	11	12	13	14	15	16	17	18	19	20	21	22	23	24			
ALL RELIGIONS.	0-10	639,132	311,306	327,826	3,452	2,928	524	635,680	305,378	327,302	1,098	304	1,098	142	...	2	5	5	46	46	142	115	27			
	10-15	265,898	141,419	124,479	13,516	12,100	1,326	252,383	129,229	123,154	7,087	778	4,076	344	...	3	12	6	364	168	868	735	133			
	15-20	166,303	85,171	73,032	14,830	13,716	1,114	143,373	71,455	71,918	8,543	659	4,727	272	...	7	9	5	348	147	1,281	1,195	86			
	20 and over.	1,144,479	562,920	581,559	102,733	99,102	3,631	1,041,746	463,818	577,928	62,663	1,716	32,968	1,083	...	33	221	17	2,791	692	5,569	5,247	322			
	Total	2,207,712	1,100,816	1,106,896	134,530	127,935	6,504	2,073,182	972,850	1,100,302	80,021	3,457	43,459	1,841	...	43	12	247	32	3,599	953	7,860	7,292	568		
HINDU.	0-10	595,987	289,496	305,789	3,034	2,629	405	592,953	283,589	305,384	1,553	263	1,061	138	...	...	5	3	6	...	81	79	2			
	10-15	248,916	132,504	116,412	11,911	10,666	945	237,006	121,538	115,467	6,385	604	4,521	332	...	3	11	5	27	3	633	617	16			
	15-20	147,044	79,974	67,070	19,971	12,187	784	134,673	67,787	66,886	7,538	615	4,577	259	...	7	9	5	27	3	968	958	10			
	20 and over.	1,076,539	530,756	545,783	91,010	88,536	2,474	985,529	442,220	543,309	55,893	1,394	31,842	1,041	...	25	5	216	14	459	18	4,306	4,268	38		
	Total	2,068,366	1,032,732	1,035,634	118,926	114,316	4,608	1,949,460	918,414	1,031,046	71,369	2,776	42,001	1,770	...	35	8	241	27	519	21	5,968	5,922	66		
MUSLIM.	0-10	32,718	16,374	16,344	235	184	51	32,483	16,190	16,293	69	8	26	1	...	2	...	...	89	45	7	7	...			
	10-15	12,923	6,461	5,762	1,049	889	100	11,174	5,572	5,602	430	4	122	1	...	...	...	...	331	155	49	47	2			
	15-20	7,844	3,803	4,041	1,314	1,160	154	6,530	2,643	3,887	712	8	122	2	...	...	...	...	313	141	109	106	3			
	20 and over.	50,253	23,597	26,656	8,918	8,283	635	41,335	15,314	20,021	5,978	45	940	16	...	7	2	2	2,216	572	368	366	2			
	Total	103,038	50,255	52,803	11,616	10,516	1,000	91,422	39,719	51,803	6,289	60	1,210	20	...	7	4	2	2,949	916	533	526	7			
CHRISTIAN.	0-10	7,723	3,800	3,923	158	93	65	7,565	3,707	3,858	55	36	11	3	...	...	...	2	...	54	29	26				
	10-15	3,249	1,651	1,598	491	297	214	2,828	1,444	1,384	151	164	32	11	...	...	...	1	...	184	69	115				
	15-20	1,725	890	835	381	207	174	1,344	683	661	139	134	28	11	...	...	...	...	1	197	124	73				
	20 and over.	10,567	4,847	5,420	1,584	1,011	513	8,743	3,836	4,907	648	268	74	26	...	1	...	3	21	13	862	601	281			
	Total	22,964	11,188	11,776	2,484	1,518	966	20,480	9,670	10,810	693	602	145	51	...	1	...	4	22	12	1,317	823	494			
JAIN.	0-10	1,669	793	876	25	22	3	1,644	771	873	21	2	...	...	...	...	...	...	1	...	...	...	...			
	10-15	778	392	386	134	128	6	644	264	380	121	6	...	...	...	...	...	...	6	...	...	2	...			
	15-20	638	325	312	163	161	2	475	165	310	154	2	...	...	...	...	...	...	7	...	6	...	...			
	20 and over.	6,043	2,487	2,556	1,244	1,235	9	3,799	1,252	2,547	1,074	9	102	...	...	...	...	...	59	...	11	10	1			
	Total	8,128	3,698	4,130	1,565	1,546	20	6,562	2,452	4,110	1,370	19	103	...	...	...	...	...	73	...	19	18	1			
OTHERS.	0-10	1,735	841	894	...	...	...	1,735	841	894	...	...	...	...	...	...	...	...	...	...	...	...	...			
	10-15	732	411	321	...	...	...	732	411	321	...	...	...	...	...	...	...	...	...	...	...	...	...			
	15-20	362	178	174	...	...	...	362	177	174	...	...	...	...	...	...	...	...	...	...	...	...	...			
	20 and over.	2,377	1,233	1,144	37	37	...	2,340	1,196	1,144	...	...	...	...	...	...	...	...	86	...	...	1	...			
	Total	5,196	2,633	2,533	36	38	...	5,166	2,625	2,533	...	...	...	...	...	...	...	...	...	...	...	...	...			



EDUCATION—  
SALEM DISTRICT.

TABLE VIII.  
Education—SALEM DISTRICT.

RELIGION.	AGE.	POPULATION.										LITERATE IN										LITERATE IN ENGLISH.																																																																																																																																																																																																																																																																																																																																																																																																																																																																																																																																																																																																																																																																																																																																																																																																																																																																																																																																																					
		TOTAL.					LITERATE.					ILLITERATE.					TAMIL.					TELUGU.					MALAYALAM.					CANARESE.					OTHER LANGUAGES.																																																																																																																																																																																																																																																																																																																																																																																																																																																																																																																																																																																																																																																																																																																																																																																																																																																																																																																																						
		Persons.	Males.	Females.	Persons.	Males.	Females.	Persons.	Males.	Females.	Persons.	Males.	Females.	Persons.	Males.	Females.	Persons.	Males.	Females.	Persons.	Males.	Females.	Persons.	Males.	Females.	Persons.	Males.	Females.	Persons.	Males.	Females.																																																																																																																																																																																																																																																																																																																																																																																																																																																																																																																																																																																																																																																																																																																																																																																																																																																																																																																																												
1	2	3	4	5	6	7	8	9	10	11	12	13	14	15	16	17	18	19	20	21	22	23	24	25	26	27	28	29	30	31	32	33	34	35	36	37	38	39	40	41	42	43	44	45	46	47	48	49	50	51	52	53	54	55	56	57	58	59	60	61	62	63	64	65	66	67	68	69	70	71	72	73	74	75	76	77	78	79	80	81	82	83	84	85	86	87	88	89	90	91	92	93	94	95	96	97	98	99	100																																																																																																																																																																																																																																																																																																																																																																																																																																																																																																																																																																																																																																																																																																																																																																																																																																																																								
ALL RELIGIONS.	0-10	653,402	320,186	333,216	2,766	2,284	472	660,646	317,902	332,744	1,963	346	174	23	1	33	3	58	119	73	68	43	76	43	10-15	278,951	144,553	133,398	10,031	9,060	971	268,220	135,433	132,727	7,911	739	804	56	2	84	3	223	129	889	530	59	16-20	161,096	86,191	74,905	9,066	8,747	759	161,690	77,444	74,146	7,698	555	834	45	3	88	5	172	106	916	840	76	20 and over.	1,112,925	534,002	577,923	62,992	59,789	9,303	1,050,133	474,813	575,320	51,183	1,407	6,163	261	9	738	34	1,362	345	4,170	3,831	339	Total	2,204,974	1,085,532	1,119,442	84,386	79,880	4,505	2,120,589	1,005,652	1,114,937	68,665	3,047	7,995	385	44	15	943	45	1,829	638	5,793	5,277	516	HINDU.	0-10	635,430	309,357	319,063	2,302	1,995	307	623,116	304,362	318,756	1,791	982	171	22	—	32	3	1	33	33	—	44	33	10-15	267,416	138,877	128,539	8,943	8,134	709	258,573	130,743	127,830	7,240	648	794	50	3	84	3	11	444	440	4	15-20	154,275	82,742	71,533	9,243	7,725	518	146,032	75,017	71,015	6,800	466	821	44	4	2	86	5	7	1	701	698	3	20 and over.	1,099,657	514,284	555,373	64,146	62,756	1,390	1,016,511	461,528	553,983	15,672	1,088	6,008	259	22	6	726	29	172	8	3,099	3,079	20	Total	2,116,768	1,042,290	1,074,508	73,534	70,610	2,924	2,043,234	971,650	1,071,584	61,303	2,484	7,884	381	29	10	927	40	191	9	4,377	4,250	27	MUSLIM.	0-10	21,554	10,672	10,882	231	170	61	21,323	10,502	10,821	97	6	2	—	—	—	—	—	—	—	—	—	—	10-15	8,378	4,391	3,885	888	759	129	7,388	3,632	3,756	538	3	8	—	—	—	—	—	—	—	—	—	—	—	—	—	—	—	—	—	—	—	—	—	—	—	—	—	—	—	—	—	—	—	—	—	—	—	—	—	—	—	—	—	—	—	—	—	—	—	—	—	—	—	—	—	—	—	—	—	—	—	—	—	—	—	—	—	—	—	—	—	—	—	—	—	—	—	—	—	—	—	—	—	—	—	—	—	—	—	—	—	—	—	—	—	—	—	—	—	—	—	—	—	—	—	—	—	—	—	—	—	—	—	—	—	—	—	—	—	—	—	—	—	—	—	—	—	—	—	—	—	—	—	—	—	—	—	—	—	—	—	—	—	—	—	—	—	—	—	—	—	—	—	—	—	—	—	—	—	—	—	—	—	—	—	—	—	—	—	—	—	—	—	—	—	—	—	—	—	—	—	—	—	—	—	—	—	—	—	—	—	—	—	—	—	—	—	—	—	—	—	—	—	—	—	—	—	—	—	—	—	—	—	—	—	—	—	—	—	—	—	—	—	—	—	—	—	—	—	—	—	—	—	—	—	—	—	—	—	—	—	—	—	—	—	—	—	—	—	—	—	—	—	—	—	—	—	—	—	—	—	—	—	—	—	—	—	—	—	—	—	—	—	—	—	—	—	—	—	—	—	—	—	—	—	—	—	—	—	—	—	—	—	—	—	—	—	—	—	—	—	—	—	—	—	—	—	—	—	—	—	—	—	—	—	—	—	—	—	—	—	—	—	—	—	—	—	—	—	—	—	—	—	—	—	—	—	—	—	—	—	—	—	—	—	—	—	—	—	—	—	—	—	—	—	—	—	—	—	—	—	—	—	—	—	—	—	—	—	—	—	—	—	—	—	—	—	—	—	—	—	—	—	—	—	—	—	—	—	—	—	—	—	—	—	—	—	—	—	—	—	—	—	—	—	—	—	—	—	—	—	—	—	—	—	—	—	—	—	—	—	—	—	—	—	—	—	—	—	—	—	—	—	—	—	—	—	—	—	—	—	—	—	—	—	—	—	—	—	—	—	—	—	—	—	—	—	—	—	—	—	—	—	—	—	—	—	—	—	—	—	—	—	—	—	—	—	—	—	—	—	—	—	—	—	—	—	—	—	—	—	—	—	—	—	—	—	—	—	—	—	—	—	—	—	—	—	—	—	—	—	—	—	—	—	—	—	—	—	—	—	—	—	—	—	—	—	—	—	—	—	—	—	—	—	—	—	—	—	—	—	—	—	—	—	—	—	—	—	—	—	—	—	—	—	—	—	—	—	—	—	—	—	—	—	—	—	—	—	—	—	—	—	—	—	—	—	—	—	—	—	—	—	—	—	—	—	—	—	—	—	—	—	—	—	—	—	—	—	—	—	—	—	—	—	—	—	—	—	—	—	—	—	—	—	—	—	—	—	—	—	—	—	—	—	—	—	—	—	—	—	—	—	—	—	—	—	—	—	—	—	—	—	—	—	—	—	—	—	—	—	—	—	—	—	—	—	—	—	—	—	—	—	—	—	—	—	—	—	—	—	—	—	—	—	—	



TABLE VIII.

## Education—COIMBATORE DISTRICT.

RELIGION.	AGE.	POPULATION.						LITERATE IN												LITERATE IN ENGLISH.			
		TOTAL.			LITERATE.			ILLITERATE.			TAMIL.		TELUGU.		MALAYALAM.		CANARESE.		OTHER LANGUAGES.		Persons.	Males.	Females.
		Persons.	Males.	Females.	Persons.	Males.	Females.	Persons.	Males.	Females.	Males.	Females.	Males.	Females.	Males.	Females.	Males.	Females.					
1	2	3	4	5	6	7	8	9	10	11	12	13	14	15	16	17	18	19	20	21	22	23	24
ALL RELIGIONS.	0-10	631,367	311,076	320,291	3,703	3,148	555	627,664	307,928	319,736	2,964	463	47	9	3	2	84	17	10	19	163	111	52
	10-15	275,510	142,559	132,951	13,539	12,139	1,400	261,971	130,420	131,551	11,431	1,223	152	30	19	8	391	28	82	42	796	707	89
	15-20	168,113	89,104	79,009	13,095	11,910	1,185	156,018	77,191	77,824	11,123	1,021	175	21	56	3	402	24	87	48	1,218	1,125	93
	20 and over.	1,156,762	540,311	616,451	80,972	77,916	3,056	1,046,790	462,305	583,395	72,306	2,502	1,267	79	403	10	2,689	56	834	164	5,004	4,680	324
Total	Total	2,301,752	1,083,060	1,118,702	111,309	105,113	6,106	2,090,443	977,937	1,112,503	97,824	5,200	1,641	139	481	23	3,566	125	1,013	273	7,181	6,623	558
HINDU.	0-10	607,937	299,430	308,507	3,234	2,854	380	604,703	296,576	308,127	2,720	355	46	9	3	2	83	13	1	1	61	57	4
	10-15	265,799	137,519	128,280	12,092	11,040	1,052	253,707	126,479	127,228	10,466	904	152	30	14	2	385	25	16	1	556	552	4
	15-20	161,818	86,080	75,729	11,762	10,847	915	150,056	75,242	74,814	10,169	860	174	21	43	7	389	24	10	3	949	938	11
	20 and over.	1,090,514	523,315	567,199	73,047	70,911	2,136	1,017,467	452,404	565,063	66,380	1,977	1,260	79	330	8	2,643	50	194	21	3,830	3,811	19
Total	Total	2,126,068	1,046,353	1,079,715	100,135	95,652	4,483	2,025,933	950,701	1,075,232	89,765	4,186	1,632	139	390	19	3,500	112	230	26	5,396	5,358	38
MUSLIM.	0-10	15,879	7,004	7,975	150	125	25	15,729	7,779	7,950	114	7	1	...	...	...	1	...	9	18	1	1	...
	10-15	6,234	3,272	2,966	760	711	49	5,478	2,561	2,917	643	8	...	...	3	...	...	...	64	41	15	15	...
	15-20	4,284	2,013	2,271	806	746	59	3,479	1,967	2,212	698	13	...	...	2	...	...	...	66	45	29	28	1
	20 and over.	24,344	11,253	13,091	6,930	5,341	189	18,414	5,912	12,902	4,670	66	5	...	44	...	...	...	583	123	196	197	1
Total	Total	50,745	24,442	26,303	7,245	6,923	322	43,500	17,519	25,081	6,095	94	7	...	49	1	36	...	722	227	243	241	2
CHRISTIAN.	0-10	6,650	2,768	2,882	319	169	150	5,331	2,599	2,732	130	101	...	...	...	...	...	4	...	...	101	53	48
	10-15	2,716	1,353	1,363	684	385	299	2,032	968	1,034	320	221	...	...	2	...	...	...	1	...	226	140	86
	15-20	1,570	789	790	524	313	211	1,046	467	579	253	148	...	...	11	...	...	...	...	239	158	81	
	20 and over.	8,961	4,225	4,726	2,941	1,010	731	6,610	2,615	3,065	1,238	459	2	...	28	2	14	6	26	20	972	668	304
Total	Total	18,887	9,126	9,761	3,868	2,477	1,391	15,019	6,649	8,370	1,941	929	2	...	41	3	26	13	28	20	1,637	1,019	518
OTHERS.	0-10	1,901	974	927	...	...	...	1,901	974	927	...	...	...	...	...	...	...	...	...	...	...	...	...
	10-15	757	415	342	3	3	...	754	412	342	2	...	...	...	...	...	...	...	...	...	...	...	...
	15-20	441	222	219	4	4	...	437	218	219	3	...	...	...	...	...	...	...	...	...	...	...	...
	20 and over.	2,953	1,518	1,435	54	54	...	2,899	1,464	1,435	18	...	...	...	1	...	...	...	...	...	...	...	...
Total	Total	6,062	3,129	2,923	61	61	...	5,991	3,068	2,923	23	...	...	...	1	...	...	...	...	...	...	...	...



Table VIII.  
EDUCATION—  
NILGIRI DISTRICT.

90

TABLE VIII.  
Education—NILGIRI DISTRICT.

RELIGION.			POPULATION.										LITERATE IN										LITERATE IN ENGLISH.		
			TOTAL.			LITERATE.			ILLITERATE.				TAMIL.		TELUUGU.		MALAYALAM.		CANARESE.		OTHER LANGUAGES.				
			Persons.	Males.	Females.	Persons.	Males.	Females.	Persons.	Males.	Females.	Persons.	Males.	Females.	Persons.	Males.	Females.	Persons.	Males.	Females.	Persons.	Males.			
AGE.	1	2	3	4	5	6	7	8	9	10	11	12	13	14	15	16	17	18	19	20	21	22	23	24	
ALL RELIGIONS.	0-10	28,628	14,057	14,471	477	237	210	26,051	13,790	14,261	141	60	...	3	5	2	6	5	9	6	268	119	139		
	10-15	12,884	6,871	6,013	1,496	1,039	467	11,388	5,832	5,556	695	226	4	5	23	1	11	9	41	26	685	419	267		
	15-20	10,159	5,511	4,648	1,540	1,138	408	8,613	4,373	4,240	872	224	6	...	37	3	24	6	44	17	569	367	192		
	20 and over.	59,868	34,111	25,755	9,397	7,956	1,441	50,469	26,155	24,314	5,254	532	102	20	503	17	358	20	390	84	3,809	2,039	870		
Total		111,437	60,550	50,887	12,916	10,400	2,516	98,521	50,150	48,371	6,962	1,042	112	28	568	23	399	40	484	133	5,252	3,844	1,408		
HINDU.	0-10	22,269	10,954	11,305	118	92	26	22,151	10,872	11,279	84	17	...	3	3	2	4	4	1	...	11	10	1		
	10-15	9,932	5,221	4,711	505	412	63	9,427	4,899	4,618	375	83	4	5	29	1	11	4	1	...	59	55	3		
	15-20	7,787	4,250	3,537	660	590	70	7,127	3,690	3,407	515	63	6	...	33	1	24	2	9	1	114	113	1		
	20 and over.	46,680	26,433	20,247	4,078	3,904	174	42,602	22,529	20,073	3,039	133	81	18	417	11	283	8	56	...	812	800	12		
Total		86,688	46,808	39,800	5,361	4,998	363	81,307	41,870	39,437	4,013	299	91	26	473	15	322	18	67	1	998	979	17		
MUSLIM.	0-10	1,115	527	588	18	14	4	1,097	513	584	5	1	...	...	...	...	...	...	8	3	...	...	...		
	10-15	668	437	231	130	107	23	528	330	198	74	...	...	...	1	...	...	...	32	23	...	11	...		
	15-20	700	481	219	203	191	12	497	290	207	154	...	...	...	3	...	...	31	31	12	26	25	1		
	20 and over.	3,394	2,349	1,045	1,117	1,076	41	2,277	1,273	1,004	722	4	9	...	28	1	57	...	253	96	139	138	1		
Total		6,867	3,794	2,073	1,468	1,388	80	4,399	2,406	1,993	956	5	9	...	32	1	57	...	324	74	178	174	2		
CHRISTIAN.	0-10	3,995	1,972	2,023	340	161	179	3,655	1,811	1,844	51	42	...	...	...	2	...	2	1	...	246	109	137		
	10-15	1,896	999	897	851	514	337	1,045	485	560	245	142	...	...	2	...	5	5	3	...	550	349	201		
	15-20	1,306	691	714	676	353	823	629	298	391	202	156	...	...	1	2	...	4	1	3	414	293	188		
	20 and over.	7,649	4,197	3,452	4,156	2,939	1,217	3,493	1,258	2,235	1,480	394	12	2	53	5	18	12	65	42	2,845	1,662	853		
Total		14,845	7,759	7,086	6,023	3,967	2,056	6,822	3,792	5,030	1,978	734	12	2	58	7	20	22	69	47	4,065	2,676	1,379		
OTHERS.	0-10	1,149	594	555	1	...	1	1,148	594	554	...	...	...	...	...	...	...	...	...	1	1	...	1		
	10-15	398	214	184	10	6	4	388	208	180	...	...	...	...	...	...	...	...	5	3	0	3	3		
	15-20	367	189	178	7	4	3	360	185	175	1	2	...	...	...	...	...	...	3	1	6	3	3		
	20 and over.	2,143	1,132	1,011	46	37	9	2,097	1,095	1,002	13	1	...	...	...	5	...	...	16	6	13	9	4		
Total		4,057	2,129	1,928	64	47	17	3,993	2,062	1,911	15	4	...	...	...	5	...	...	24	11	26	15	10		



TABLE VIII.

## Education—SOUTH ARCOT DISTRICT.

RELIGION.	AGE.	POPULATION.						LITERATE IN												LITERATE IN ENGLISH.			
		TOTAL.			LITERATE.			ILLITERATE.			TAMIL.		TELUUGU.		MALAYALAM.		CANARESE.		OTHER LANGUAGES.				
		Persons.	Males.	Females.	Persons.	Males.	Females.	Persons.	Males.	Females.	Males.	Females.	Males.	Females.	Males.	Females.	Males.	Females.	Persons.	Males.	Females.		
All Religions.	2	3	4	5	6	7	8	9	10	11	12	13	14	15	16	17	18	19	20	21	22	23	24
	0-10	668,248	326,588	341,660	4,767	4,161	606	663,481	322,427	341,054	4,001	530	109	36	1	...	...	...	28	20	107	84	23
	10-15	277,198	144,817	132,381	16,503	15,204	1,239	260,695	129,553	131,142	14,789	1,104	339	55	1	1	3	1	105	62	652	620	32
	15-20	190,068	100,058	89,998	18,483	17,480	1,003	171,573	82,578	88,995	17,086	871	249	41	5	2	6	1	95	69	1,013	806	47
	20 and over.	1,214,392	596,704	617,688	126,933	123,681	3,312	1,087,399	473,023	614,376	120,620	2,792	1,783	193	29	3	48	29	968	184	4,694	4,389	205
Hindu.	Total	2,349,894	1,108,167	1,181,727	166,746	160,586	6,100	2,183,148	1,007,581	1,176,567	159,496	5,297	2,480	325	36	6	57	31	1,196	335	6,396	6,069	307
	0-10	625,739	305,746	319,993	4,291	3,812	470	621,448	301,634	319,514	3,699	443	109	34	1	...	...	...	3	1	49	46	8
	10-15	269,645	135,048	123,997	15,065	14,060	1,005	244,580	121,588	122,992	13,717	947	320	55	...	...	...	1	12	1	460	452	8
	15-20	178,495	94,069	84,426	16,955	16,155	800	161,540	77,914	83,626	15,917	747	214	41	1	2	6	1	8	9	890	783	17
	20 and over.	1,146,660	564,811	583,858	118,017	115,497	2,520	1,030,652	449,314	581,338	113,480	2,293	1,697	187	22	3	45	29	190	8	3,593	3,568	25
Muslim.	Total	2,212,548	1,100,274	1,112,274	154,328	149,524	4,804	2,058,220	956,750	1,107,470	140,813	4,430	2,340	317	24	6	54	31	213	19	4,902	4,849	53
	0-10	20,071	9,905	10,166	168	145	23	19,903	9,760	10,143	119	4	...	...	...	...	...	...	25	19	3	3	...
	10-15	7,498	3,977	3,521	690	622	68	6,808	3,355	3,453	630	6	...	...	...	...	...	...	92	61	17	16	...
	15-20	5,401	2,710	2,682	787	719	68	4,614	2,000	2,614	634	11	...	...	2	...	...	...	80	57	41	39	2
	20 and over.	32,008	15,580	16,426	5,138	4,936	202	26,868	10,944	16,224	4,276	38	7	...	6	...	...	...	645	164	168	168	...
Christian.	Total	64,976	32,181	32,795	6,783	6,422	361	58,193	25,759	32,434	5,559	59	9	...	8	...	...	...	842	301	229	226	8
	0-10	21,202	10,344	10,858	275	175	100	20,927	10,169	10,758	154	80	...	2	...	...	...	...	...	...	54	35	19
	10-15	9,529	4,919	4,610	626	469	157	8,903	4,450	4,433	448	142	...	...	1	...	...	...	1	...	106	143	28
	15-20	6,713	3,008	2,705	639	410	129	6,174	2,598	2,676	371	107	...	...	2	...	...	...	7	3	183	125	28
	20 and over.	30,021	14,514	15,597	2,514	1,972	542	27,507	12,542	14,965	1,740	416	6	...	...	...	...	...	67	12	662	483	179
Jain.	Total	66,465	32,785	33,680	3,954	3,026	928	62,511	29,769	32,752	2,713	745	7	6	4	...	...	...	65	15	1,035	786	249
	0-10	1,231	592	639	31	28	3	1,200	564	636	28	3	...	...	...	...	...	...	...	...	...	9	...
	10-15	526	272	253	121	112	6	404	160	244	93	9	...	...	...	...	...	...	...	...	...	9	...
	15-20	447	262	185	202	106	6	245	66	179	164	6	...	...	...	...	...	...	...	...	...	19	...
	20 and over.	3,693	1,798	1,895	1,322	1,275	47	2,371	523	1,848	1,124	45	...	...	...	...	...	...	76	...	...	169	...
Others.	Total	5,896	2,924	2,972	1,076	1,011	65	4,220	1,313	2,907	1,409	63	124	2	...	...	...	...	76	...	...	197	...
	0-10	5	1	4	2	1	1	3	...	3	1	...	...	...	...	...	...	...	...	...	1	...	1
	10-15	1	1	...	1	...	...	...	...	...	1	...	...	...	...	...	...	...	...	...	...	...	...
	15-20	...	...	...	...	...	...	...	...	...	...	...	...	...	...	...	...	...	...	...	...	...	...
	20 and over.	...	...	...	...	...	...	...	...	...	...	...	...	...	...	...	...	...	...	...	...	...	...
Total	Total	9	3	6	5	3	2	4	...	4	2	...	...	...	...	...	...	...	...	...	...	...	...



Table VIII.

EDUCATION—  
TANJORE DISTRICT.

62

TABLE VIII  
Education—TANJORE DISTRICT.

RELIGION.	AGE.	POPULATION.						LITERATE IN												LITERATE IN ENGLISH.			
		TOTAL.			LITERATE.			ILLITERATE.			TAMIL.		TELUUGU.		MALA-YALAM.		CANA-RESE.		OTHER LANGUAGES.		Persons.	Males.	Females.
		Persons.	Males.	Females.	Persons.	Males.	Females.	Persons.	Males.	Females.	Males.	Females.	Males.	Females.	Males.	Females.	Males.	Females.					
1	2	3	4	5	6	7	8	9	10	11	12	13	14	15	16	17	18	19	20	21	22	23	24
ALP RELIGIONS.	0-10	606,016	296,745	309,270	6,485	5,535	829	599,550	291,109	308,441	5,539	779	7	8	1	1	2	...	45	17	404	369	35
	10-15	239,343	124,332	114,411	22,692	20,569	2,123	216,651	104,563	112,288	20,378	2,028	28	9	...	...	1	...	114	52	2,558	2,403	65
	15-20	189,901	91,531	98,360	26,234	24,259	1,975	163,667	87,292	96,375	23,915	1,895	50	17	7	1	3	...	164	50	3,475	3,381	94
	20 and over.	1,309,770	653,195	656,575	171,537	155,572	5,635	1,038,233	357,323	650,910	133,342	5,129	550	78	58	4	56	6	1,343	259	11,168	10,620	348
Total	Total	2,245,029	1,068,423	1,178,606	223,928	210,336	10,592	2,018,101	850,087	1,168,014	213,170	9,799	635	112	66	6	62	7	1,693	378	17,605	17,063	542
HINDU.	0-10	543,864	263,014	277,850	5,528	4,941	587	539,336	281,073	277,283	4,907	576	7	7	...	1	2	...	11	3	270	264	6
	10-15	216,094	113,430	103,225	20,211	18,926	1,585	196,433	94,848	101,440	18,549	1,561	25	9	...	...	1	...	36	14	2,093	2,078	15
	15-20	173,979	84,097	88,182	23,373	21,922	1,451	148,906	62,175	86,731	21,780	1,411	48	16	6	1	3	...	51	23	2,940	2,923	17
	20 and over.	1,101,582	508,149	593,413	154,492	150,407	4,085	947,070	357,742	589,328	148,938	8,946	545	77	43	3	56	6	674	152	8,988	8,928	60
Total	Total	2,034,399	971,729	1,062,670	203,694	195,896	7,708	1,830,795	775,833	1,054,962	194,174	7,394	627	109	49	5	62	7	772	192	14,291	14,193	38
MUSALMAN.	0-10	38,502	18,213	18,289	343	319	23	38,160	17,894	18,266	294	9	...	...	1	...	...	...	24	14	3	3	...
	10-15	12,070	6,168	6,502	993	903	54	11,710	5,262	6,448	863	17	...	...	...	...	...	...	43	37	29	29	...
	15-20	10,036	3,876	6,160	1,438	1,387	51	8,698	2,489	6,109	1,284	25	2	...	1	...	...	...	97	28	51	50	1
	20 and over.	63,845	24,829	39,025	10,347	10,134	213	53,498	14,686	38,812	9,511	121	3	...	12	...	...	...	605	91	248	245	3
Total	Total	123,053	53,077	69,976	13,097	12,746	341	109,966	40,331	69,635	11,952	172	5	...	14	...	...	...	770	168	331	327	4
CHRISTIAN.	0-10	25,629	12,451	13,078	582	654	218	24,947	12,087	12,860	328	193	...	1	...	...	...	...	10	...	131	102	29
	10-15	9,932	5,066	4,866	1,498	1,016	482	8,434	4,250	4,184	942	446	2	...	...	...	...	...	33	1	434	384	50
	15-20	7,528	3,554	3,974	1,401	929	472	6,127	2,625	3,502	831	428	...	1	...	...	...	...	16	1	483	407	76
	20 and over.	43,990	20,036	23,954	6,021	5,170	1,351	37,469	14,866	22,603	4,746	1,150	1	1	3	1	...	...	50	12	1,913	1,628	285
Total	Total	86,979	41,307	45,672	10,002	7,479	2,523	76,977	33,828	43,149	6,845	2,217	3	3	3	1	...	...	109	14	2,961	2,521	440
OTHERS.	0-10	120	67	53	13	12	1	107	55	52	12	1	...	...	...	...	...	...	...	...	...	...	...
	10-15	47	29	18	23	21	2	24	8	16	19	2	...	...	...	...	...	...	2	...	...	...	...
	15-20	58	24	34	22	21	1	36	3	33	21	1	...	...	...	...	...	...	...	...	...	...	...
	20 and over.	373	190	183	177	161	16	196	29	167	147	12	...	...	...	...	...	...	13	4	19	19	...
Total	Total	598	310	298	235	215	20	363	95	268	199	16	...	...	...	...	...	...	15	4	22	22	...



TABLE VIII.

## Education—TRICHINOPOLY DISTRICT.

RELIGION.	AGE.	POPULATION.						LITERATE IN										LITERATE IN ENGLISH.		
		TOTAL.			LITERATE.			ILLITERATE.			TAMIL.		TELUUGU.		MALAYALAM.		CANARESE.		OTHER LANGUAGES.	
		Persons.	Males.	Females.	Persons.	Males.	Females.	Persons.	Males.	Females.	Males.	Females.	Males.	Females.	Males.	Females.	Males.	Females.	Persons.	Males.
1	2	20	4	6	9	7	8	9	10	11	12	13	14	15	16	17	18	19	20	21
ALT Beligions.	0-10	397,987	194,764	203,223	2,325	1,932	492	395,662	192,821	202,841	1,840	340	13	10	5	...	1	...	35	14
	10-15	156,768	81,809	74,959	9,965	8,772	1,193	146,798	73,036	73,762	8,504	1,037	50	10	17	...	2	...	114	62
	15-20	113,549	58,220	55,329	11,349	10,293	1,056	102,200	47,927	54,273	9,905	920	57	24	40	1	14	1	123	50
	20 and over.	776,471	365,057	411,414	71,888	68,940	2,948	704,583	296,117	408,466	63,789	2,441	635	98	50	6	24	6	935	107
	Total	1,444,770	609,839	744,931	95,527	89,938	5,589	1,349,243	600,901	739,342	87,018	4,738	755	142	112	7	41	8	1,208	259
Hindu.	0-10	361,689	176,779	184,910	1,819	1,571	248	359,870	175,298	184,572	1,551	238	13	10	...	...	1	...	1	...
	10-15	143,022	74,511	68,511	8,065	7,320	739	134,957	67,265	67,692	7,224	721	50	10	2	...	2	...	9	2
	15-20	103,757	53,355	50,401	9,551	8,874	677	94,206	41,482	49,724	8,694	650	55	24	15	1	1	1	9	1
	20 and over.	716,300	339,545	376,755	62,397	60,613	1,781	653,903	276,932	377,971	59,554	1,063	619	95	59	6	24	6	185	12
	Total	1,394,768	641,201	683,477	81,832	78,384	3,448	1,312,936	552,907	680,029	77,023	3,275	737	139	55	7	28	8	204	15
Musul- MAN.	0-10	13,233	6,632	6,601	169	152	17	13,064	6,480	6,584	117	4	...	...	...	...	...	...	35	13
	10-15	4,854	2,539	2,315	651	585	66	4,269	1,954	2,315	485	8	...	...	...	...	...	...	495	58
	15-20	3,593	1,767	1,816	665	628	37	2,965	1,339	1,759	514	8	...	...	...	...	...	...	114	49
	20 and over.	21,649	10,469	11,180	4,536	4,345	191	17,113	6,124	10,989	3,574	43	12	1	7	...	...	...	731	147
	Total	43,319	21,407	21,912	6,941	6,710	331	37,378	15,937	21,581	4,090	63	12	1	7	...	...	...	970	267
CHRISTIAN.	0-10	23,063	11,343	11,720	336	210	126	22,727	11,133	11,594	172	98	...	...	5	...	...	...	...	...
	10-15	8,884	4,657	4,227	1,346	860	386	7,538	3,797	3,841	795	305	...	...	15	...	...	...	...	...
	15-20	6,208	3,067	3,141	1,113	791	322	5,095	2,306	2,789	637	202	...	...	25	...	...	...	...	...
	20 and over.	38,505	18,031	20,474	4,941	4,970	971	33,564	14,061	19,503	3,671	735	...	...	4	...	...	...	...	...
	Total	76,660	37,125	39,532	7,636	5,831	1,805	69,024	31,297	37,727	5,335	1,400	6	2	40	...	13	...	16	6
Others.	0-10	2	...	...	1	...	1	1	...	...	...	...	...	...	...	...	...	...	...	...
	10-15	3	1	...	3	...	2	...	...	...	...	...	...	...	...	...	...	...	...	...
	15-20	1	...	...	...	...	...	...	...	...	...	...	...	...	...	...	...	...	...	...
	20 and over.	17	12	...	14	...	2	...	...	...	...	...	...	...	...	...	...	...	...	...
	Total	23	13	10	18	13	5	...	...	...	...	...	...	...	...	...	...	...	...	...

Table VIII.

EDUCATION—  
TRICHINOPOLY DISTRICT.



Table VIII.

EDUCATION—  
MADURA DISTRICT

TABLE VIII.  
Education—MADURA DISTRICT.

RELIGION.	AGE.	POPULATION.						LITERATE IN										LITERATE IN ENGLISH.							
		TOTAL.			LITERATE.			LITERATE.				TAMIL.		TELEGU.		MALA- YALAM.		CANARESE.		OTHER LANGUAGES.		Males.	Females.	Totals.	
		Persons.	Males.	Females.	Persons.	Males.	Females.	Persons.	Males.	Females.	Males.	Females.	Males.	Females.	Males.	Females.	Males.	Females.							
HINDU.	0-10	806,471	396,400	409,471	6,044	5,375	669	799,827	391,025	408,802	5,315	629	25	6	...	...	...	2	8	...	149	114	32	23	24
	10-15	314,466	163,436	151,030	20,654	19,365	1,280	293,812	144,671	139,741	19,293	1,245	61	4	1	...	...	11	4	56	1,039	907	132	...	
	15-20	912,170	466,836	445,334	23,045	21,716	1,320	189,125	87,574	401,551	21,512	1,280	54	9	6	...	...	12	2	80	1,392	1,247	145	...	
	20 and over.	1,498,773	857,930	810,843	155,319	150,595	4,724	1,343,454	537,355	806,119	148,569	4,416	691	37	102	3	103	6	6	901	5,903	5,570	333	...	
	Total	2,331,280	1,257,056	1,471,224	205,062	197,051	8,011	2,626,218	1,100,005	1,406,213	194,652	7,573	831	53	160	3	131	20	1,057	102	8,483	7,838	645	...	
HINDU.	0-10	720,529	354,409	396,120	4,896	4,526	372	715,631	349,883	365,748	4,467	360	24	5	...	...	...	2	7	...	75	69	6	...	
	10-15	263,655	147,973	135,682	17,382	16,589	795	269,373	131,284	134,880	16,602	784	50	4	1	...	...	11	4	16	656	616	12	...	
	15-20	190,961	99,886	91,075	19,692	18,897	855	171,269	81,049	160,220	18,737	844	54	9	6	...	...	12	1	24	966	954	12	...	
	20 and over.	1,356,636	627,770	727,868	134,041	130,866	3,181	1,221,997	495,910	724,687	129,628	3,112	684	30	84	3	103	4	443	25	4,373	4,337	36	...	
	Total	2,550,763	1,290,638	1,320,745	176,013	170,812	5,201	2,374,770	1,059,226	1,316,544	169,254	5,100	821	54	91	3	128	16	486	27	6,072	6,006	66	...	
CHRISTIAN.	0-10	51,962	25,563	26,396	436	410	20	51,526	25,147	26,379	460	13	...	...	...	...	...	...	...	7	4	...	...	...	
	10-15	17,543	8,938	8,605	1,586	1,545	41	15,957	7,900	8,057	1,505	21	...	...	...	...	...	...	...	...	27	26	...	...	
	15-20	12,559	6,250	7,309	1,846	1,799	47	10,713	5,451	7,262	1,747	29	...	...	...	...	...	...	...	...	43	43	...	...	
	20 and over.	66,554	34,046	32,508	13,572	13,318	254	79,962	20,798	52,254	12,890	171	5	...	...	...	...	...	...	...	199	190	...	...	
	Total	166,618	73,664	95,154	17,440	17,078	362	151,178	56,386	94,792	16,543	234	5	...	...	...	...	...	...	...	273	269	...	...	
OTHERS.	0-10	33,373	16,423	16,950	709	432	277	32,664	15,991	16,673	418	256	1	1	...	...	...	...	...	1	69	40	29	...	
	10-15	13,266	6,855	6,410	1,686	1,231	455	11,580	5,625	5,955	1,218	140	2	...	...	...	...	...	...	...	354	235	...	...	
	15-20	8,649	4,153	4,496	1,507	1,080	427	7,142	3,073	4,069	1,058	407	...	...	...	...	...	...	...	...	383	250	...	...	
	20 and over.	56,549	26,064	30,485	7,694	6,403	1,288	48,856	19,688	29,167	6,146	1,136	...	...	...	...	...	...	...	...	1,327	1,033	...	...	
	Total	111,837	53,526	58,311	11,596	9,149	2,447	100,241	44,377	55,864	8,840	2,239	5	2	10	...	...	...	...	...	2,133	1,558	...	...	
OTHERS.	0-10	7	5	2	1	1	...	6	4	2	...	...	...	...	...	...	...	...	...	...	1	...	...	...	
	10-15	2	2	...	...	...	...	2	2	...	...	...	...	...	...	...	...	...	...	...	...	...	...		
	15-20	1	1	...	...	...	...	1	1	...	...	...	...	...	...	...	...	...	...	...	...	...	...		
	20 and over.	32	20	12	12	11	1	20	9	11	5	...	...	...	...	...	...	...	...	...	4	...	...	...	
	Total	42	28	14	13	12	1	29	16	13	...	...	...	...	...	...	...	...	...	...	5	...	...	...	

TABLE VIII.

## Education—TINNEVELLY DISTRICT.

RELIGION.	AGE.	POPULATION.										LITERATE IN										LITERATE IN ENGLISH.		
		TOTAL.			LITERATE.			ILLITERATE.				TAMIL.		TELUGU.		MALAYALAM.		CANARESE.		OTHER LANGUAGES.		Males.	Females.	Total.
		Persons.	Males.	Females.	Persons.	Males.	Females.	Persons.	Males.	Females.	Males.	Females.	Males.	Females.	Males.	Females.	Males.	Females.	Males.	Females.	Total.			
HINDU.	0-10	565,347	280,536	284,811	7,157	5,825	1,332	558,189	274,711	283,479	1,236	33	11	1	3	4	108	70	174	129	45	24	24	
	10-15	235,006	120,115	114,891	24,459	21,373	3,086	210,547	98,742	111,805	3,013	64	12	3	3	3	61	50	1,643	1,247	396	396		
	15-20	172,680	87,233	85,447	24,516	21,541	2,975	148,164	65,692	82,472	2,942	39	13	21	4	4	67	58	2,110	1,728	382	382		
	20 and over.	1,086,574	513,915	572,659	148,700	140,143	8,557	937,874	373,772	564,102	138,654	8,098	429	138	203	9	47	4	230	6,089	5,086	403	403	
	Total	2,059,607	1,001,710	1,057,898	204,832	188,882	15,950	1,854,775	812,917	1,041,858	180,965	15,236	565	174	228	19	47	15	878	414	10,016	8,790	1,226	1,226
CHRISTIAN.	0-10	488,554	242,417	246,137	4,767	4,363	404	483,787	238,054	245,733	4,326	33	11	2	3	4	3	1	84	83	1	1	1	
	10-15	203,512	104,475	100,037	18,310	17,210	1,100	185,202	87,265	97,937	1,083	62	12	2	2	3	6	3	843	837	6	6	6	
	15-20	149,033	76,444	72,589	18,895	17,745	1,150	130,138	58,690	71,439	1,127	37	13	20	4	4	14	2	1,233	1,221	12	12	12	
	20 and over.	957,420	456,790	500,621	121,658	118,285	3,273	835,662	338,514	497,148	117,390	3,103	419	135	186	6	46	4	211	25	3,970	3,914	32	32
	Total	1,798,519	880,135	918,384	163,530	157,943	5,927	1,634,989	722,532	912,457	156,538	5,008	551	171	208	15	46	15	234	28	6,136	6,085	51	51
MUSLIM.	0-10	30,201	14,978	15,223	379	299	80	29,822	14,079	15,143	194	11	...	...	...	...	105	60	3	3	...	...	...	
	10-15	11,302	5,492	5,810	1,076	987	80	10,226	4,565	5,721	930	39	1	...	...	...	55	50	28	28	...	...	...	
	15-20	6,629	3,517	3,012	1,166	1,103	163	7,333	2,414	4,919	1,018	59	...	...	...	...	52	54	50	50	...	...	...	
	20 and over.	51,543	21,095	30,838	8,496	8,168	330	43,345	12,837	30,508	7,724	124	9	10	...	...	1	...	418	206	151	148	3	3
	Total	101,875	44,962	56,883	11,149	10,537	562	90,726	34,435	56,291	9,896	213	10	10	...	...	1	...	630	379	232	229	3	3
OTHER.	0-10	46,592	23,141	23,451	2,011	1,103	848	44,581	21,978	22,603	1,154	840	...	...	...	...	...	...	...	...	67	43	41	41
	10-15	20,192	10,148	10,044	5,073	3,176	1,897	15,119	6,972	8,147	3,166	1,891	1	1	1	...	...	...	...	772	382	390	390	
	15-20	15,118	7,272	7,846	4,425	2,693	1,732	10,693	4,579	6,114	2,081	1,723	2	1	...	...	...	...	2	627	457	370	370	
	20 and over.	77,311	36,111	41,200	16,644	13,690	4,964	58,667	22,421	36,246	13,531	4,871	1	3	7	3	...	...	...	...	1,962	1,594	308	308
	Total	150,913	76,672	82,541	30,153	29,722	9,431	129,060	55,960	73,110	29,532	9,325	4	3	10	4	...	...	...	...	3,646	2,476	1,172	1,172



Table VIII.

EDUCATION—  
MALABAR DISTRICT.

96

TABLE VIII.  
Education—MALABAR DISTRICT.

RELIGION.	AGE.	POPULATION.						LITERATE IN												LITERATE IN ENGLISH.			
		TOTAL.			LITERATE.			ILLITERATE.			TAMIL.		TELUUGU.		MALAYALAM.		CANARESE.		OTHER LANGUAGES.		Persons.	Males.	Females.
		Persons.	Males.	Females.	Persons.	Males.	Females.	Persons.	Males.	Females.	Males.	Females.	Males.	Females.	Males.	Females.	Males.	Females.	Males.	Females.			
All Religions.	2	3	4	5	6	7	8	9	10	11	12	13	14	15	16	17	18	19	20	21	22	23	24
	0-10	749,035	379,070	369,965	8,339	0,155	2,084	740,796	372,915	367,881	116	51	15	16	5,876	1,895	2	...	55	24	341	212	129
	10-15	372,122	193,753	178,339	30,934	24,005	6,838	341,218	169,717	171,501	529	132	29	5	23,010	6,365	13	2	257	94	1,772	1,369	403
	15-20	276,346	135,835	140,511	35,837	28,564	7,273	240,509	107,271	133,238	845	105	22	11	26,964	6,778	36	9	452	132	2,533	2,111	422
	20 and over.	1,392,778	670,258	722,520	205,213	179,004	26,209	1,187,265	491,254	636,011	6,595	342	330	30	167,910	24,767	427	29	2,901	530	9,329	8,177	1,152
HINDU.	Total ...	2,790,981	1,378,943	1,411,335	280,493	237,789	42,704	2,509,788	1,111,157	1,398,631	8,085	620	396	62	222,800	39,805	478	40	3,755	770	13,975	11,866	2,109
	0-10	493,453	248,557	244,593	7,102	5,418	1,684	486,351	243,439	242,912	95	41	15	16	5,200	1,622	2	...	11	4	104	92	12
	10-15	245,645	123,990	118,655	25,493	20,380	5,113	219,749	106,610	113,139	422	103	29	5	19,854	5,396	12	2	35	5	1,016	951	65
	15-20	188,433	91,829	96,594	29,153	23,095	6,058	159,370	68,734	90,636	654	85	22	11	22,292	5,946	30	6	48	10	1,696	1,621	75
	20 and over.	976,953	490,553	510,400	163,298	140,635	22,663	813,656	325,918	487,737	5,077	209	310	28	134,150	22,373	365	12	471	32	6,683	5,003	77
MUSLIM.	Total ...	1,904,474	934,229	970,245	225,449	189,528	35,921	1,679,025	744,701	634,324	6,258	438	376	69	181,550	35,337	409	20	565	51	8,499	8,270	229
	0-10	241,394	123,033	118,331	369	300	69	241,025	122,733	118,202	11	1	...	...	245	52	...	...	44	16	1	...	1
	10-15	119,609	63,278	56,331	2,727	2,397	330	116,882	60,881	56,001	77	...	...	...	2,104	248	...	...	212	82	31	30	1
	15-20	82,678	41,352	41,226	4,469	4,101	338	78,079	37,191	40,888	129	2	...	...	3,042	233	...	...	389	103	75	74	1
	20 and over.	389,369	190,385	199,001	32,496	31,495	1,001	356,893	158,890	198,003	1,108	16	17	1	27,003	585	7	...	2,355	309	310	308	2
CHRISTIAN.	Total ...	632,370	418,078	414,892	40,091	38,353	1,738	792,879	379,725	413,154	1,325	19	17	1	33,086	1,118	7	...	3,000	600	417	412	5
	0-10	13,863	6,901	6,875	759	431	328	13,107	6,590	6,547	10	9	...	...	335	222	...	...	...	1	235	120	115
	10-15	6,727	3,439	3,298	2,865	1,277	988	4,462	2,162	2,305	30	19	...	...	1,046	721	...	...	7	3	720	382	338
	15-20	6,318	2,903	2,615	2,156	1,291	865	3,062	1,312	1,750	52	18	...	...	1,053	595	3	3	8	1	744	407	337
	20 and over.	25,952	13,917	12,765	9,575	6,761	2,814	16,107	6,153	9,951	410	117	3	1	4,864	1,803	20	16	126	75	3,287	2,231	1,065
OTHERS.	Total ...	51,493	25,950	25,543	14,765	9,769	4,995	36,728	16,190	20,538	502	103	3	1	7,238	3,341	23	19	141	80	4,986	3,140	1,846
	0-10	322	159	163	6	6	3	313	133	160	...	...	...	...	6	...	...	...	...	3	1	...	1
	10-15	141	76	65	16	12	4	125	64	61	...	...	...	...	6	...	...	...	3	4	5	3	2
	15-20	127	51	76	29	17	12	98	34	64	...	...	...	...	7	...	...	...	7	8	18	9	0
	20 and over.	764	403	361	144	113	31	610	260	320	...	...	...	...	31	6	35	1	39	24	49	32	17
Total ...	Total ...	1,944	689	655	198	148	50	1,146	541	605	...	...	...	...	50	10	39	1	49	29	73	44	29



Table VIII.

EDUCATION—  
SOUTH CANARA DISTRICT.

97

RELIGION.	AGE.	POPULATION.						LITERATE IN												LITERATE IN ENGLISH.			
		TOTAL.			LITERATE.			ILLITERATE.			TAMIL.		TELVUGU.		MALAYALAM.		CANARESE.		OTHER LANGUAGES.		Persons.	Males.	Females.
		Persons.	Males.	Females.	Persons.	Males.	Females.	Persons.	Males.	Females.	Males.	Females.	Males.	Females.	Males.	Females.	Males.	Females.					
1	2	3	4	5	6	7	8	9	10	11	12	13	14	15	16	17	18	19	20	21	22	23	24
HINDU.	0-10	312,941	155,746	156,805	1,040	806	234	311,601	154,940	156,661	2	...	1	...	59	14	936	187	89	13	50	20	30
	10-15	144,450	73,901	70,459	6,874	5,846	1,028	137,576	68,145	69,431	9	2	4	...	442	78	5,178	844	172	34	584	421	163
	15-20	102,704	50,283	52,421	9,473	8,203	1,270	93,231	42,080	51,151	97	2	4	...	827	127	6,911	984	311	76	1,091	881	210
	20 and over.	674,918	298,496	306,422	48,803	45,800	3,003	526,115	222,690	303,419	108	9	72	7	7,462	590	35,386	1,037	2,949	238	3,621	8,210	411
	Total	1,134,713	648,516	586,197	66,190	60,555	5,635	1,068,623	487,861	580,692	206	13	81	7	8,790	809	48,165	3,952	2,771	361	5,846	4,532	814
MUSLIM.	0-10	247,877	123,280	124,597	741	612	129	247,136	122,668	124,458	2	...	1	...	49	9	642	117	15	2	14	11	8
	10-15	114,443	58,703	55,740	5,112	4,504	548	109,331	54,139	55,192	9	2	4	...	316	53	4,155	478	61	7	295	259	36
	15-20	82,910	40,263	42,647	7,121	6,432	689	75,789	38,831	41,968	23	1	4	...	605	85	5,643	574	100	25	601	572	29
	20 and over.	468,933	216,473	252,460	37,194	35,699	1,495	431,739	180,774	250,965	123	5	65	7	5,095	385	29,434	1,024	818	69	1,998	1,969	39
	Total	914,163	488,719	425,444	50,198	47,307	2,861	863,955	391,412	472,568	157	8	74	7	6,065	534	39,774	2,193	994	104	2,908	2,801	107
CHRISTIAN.	0-10	37,831	18,992	18,839	78	60	16	37,755	18,932	18,828	...	...	...	...	8	4	31	1	21	11	...	...	...
	10-15	17,895	8,965	8,930	481	428	53	16,814	8,537	8,277	...	...	...	...	125	23	163	3	110	37	6	...	...
	15-20	11,406	5,795	5,610	799	712	87	10,607	5,084	5,523	1	...	...	...	218	39	252	1	203	47	20	19	1
	20 and over.	60,321	29,868	30,453	5,638	5,297	341	54,683	24,571	30,112	6	...	3	...	2,304	190	1,619	9	1,349	132	109	107	2
	Total	126,853	63,621	63,232	6,994	6,407	497	119,859	57,124	62,735	7	...	3	...	2,655	255	2,125	14	1,683	227	185	132	3
JAIN.	0-10	24,781	12,880	12,401	203	117	86	24,578	12,293	12,315	...	...	...	...	2	1	107	68	1	...	35	8	27
	10-15	11,631	5,778	5,853	1,190	778	412	10,441	5,000	5,441	...	...	...	...	1	2	749	348	1	...	283	156	127
	15-20	7,683	3,785	3,798	1,384	895	468	6,219	2,880	3,330	3	1	...	...	4	2	828	383	3	3	469	280	180
	20 and over.	40,108	19,253	20,855	4,832	3,797	1,125	35,376	15,549	19,790	38	4	4	...	63	14	3,248	861	72	25	1,504	1,135	369
	Total	84,103	41,195	42,907	7,589	5,408	2,091	76,514	35,598	40,816	41	5	4	...	70	19	4,932	1,601	77	28	2,291	1,588	703
OTHERS.	0-10	2,148	1,092	1,056	18	15	3	2,130	1,077	1,053	...	...	...	...	...	...	15	3	...	...	...	...	...
	10-15	1,081	545	536	91	76	15	990	499	521	...	...	...	...	...	...	76	15	...	...	...	...	...
	15-20	804	438	366	188	162	26	616	276	340	...	...	...	...	...	...	158	20	4	...	...	...	...
	20 and over.	5,649	2,897	2,652	1,132	1,002	40	4,417	1,806	2,612	1	...	...	...	...	...	1,085	40	6	...	4	...	...
	Total	9,682	4,972	4,010	1,429	1,345	84	8,163	3,927	4,236	1	...	...	...	...	...	...	1,334	84	10	...	4	...
TOTAL.	0-10	4	2	2	2	2	...	2	...	...	...	...	...	...	...	...	...	...	...	...	1	1	...
	10-15	...	...	...	...	...	...	...	...	...	...	...	...	...	...	...	...	...	...	...	...	...	...
	15-20	...	...	...	...	...	...	...	...	...	...	...	...	...	...	...	...	...	...	...	...	...	...
	20 and over.	...	...	...	...	...	...	...	...	...	...	...	...	...	...	...	...	...	...	...	...	...	...
	Total	12	8	4	10	8	2	2	...	...	...	...	...	...	...	...	...	...	...	...	8	7	1



Table VIII.  
EDUCATION—  
PUDUKKÓTTAI  
STATE.

86

TABLE VIII.  
Education—PUDUKKÓTTAI STATE.

RELIGION.	AGE.	POPULATION.										LITERATE IN												LITERATE IN ENGLISH.																																																																																																																																																																																																																																																																																																																																																																																																																																																																																																																																																																																																																																																																																																																																																																																																																																																																																																																																																																																																																																																																																																																																																																																																																																															
		TOTAL.						LITERATE.				ILLITERATE.						TAMIL.									TELUUGU.				MALAYALAM.				CANARESE.				OTHER LANGUAGES.																																																																																																																																																																																																																																																																																																																																																																																																																																																																																																																																																																																																																																																																																																																																																																																																																																																																																																																																																																																																																																																																																																																																																																																																																																
		Persons.	Males.	Females.	Persons.	Males.	Females.	Persons.	Males.	Females.	Persons.	Males.	Females.	Persons.	Males.	Females.	Persons.	Males.	Females.	Persons.	Males.	Females.	Persons.	Males.	Females.	Persons.	Males.	Females.	Persons.	Males.	Females.																																																																																																																																																																																																																																																																																																																																																																																																																																																																																																																																																																																																																																																																																																																																																																																																																																																																																																																																																																																																																																																																																																																																																																																																																																								

TABLE VIII.

## Education—BANGANAPALLE STATE.

RELIGION.	AGE.	POPULATION.						LITERATE IN												LITERATE IN ENGLISH.			
		TOTAL.			LITERATE.			ILLITERATE.			TAMIL.		TELUUGU.		MALAYALAM.		CANARESE.		OTHER LANGUAGES.		Persons.	Males.	Females.
		Persons.	Males.	Females.	Persons.	Males.	Females.	Persons.	Males.	Females.	Males.	Females.	Males.	Females.	Males.	Females.	Males.	Females.					
1	2	3	4	5	6	7	8	9	10	11	12	13	14	15	16	17	18	19	20	21	22	23	24
ALL RELIGIONS.	0-10	7,393	3,529	3,864	24	19	5	7,369	3,510	3,799	...	...	15	2	...	...	...	...	4	3	...	...	...
	10-15	4,492	2,354	2,138	127	119	8	4,365	2,235	2,130	...	...	110	4	...	...	...	...	9	4	...	...	...
	15-20	2,099	1,112	897	120	116	4	1,889	996	893	...	...	105	2	...	...	...	...	11	2	1	1	...
	20 and over.	18,430	9,236	9,194	1,124	1,089	35	17,308	8,147	9,159	9	1	951	22	...	...	...	...	128	12	28	25	3
	Total ...	32,264	15,231	16,033	1,395	1,343	52	30,869	14,888	15,981	9	1	1,181	30	...	...	...	...	152	21	29	26	3
HINDU.	0-10	5,752	2,750	3,002	14	14	...	5,738	2,736	3,002	...	...	14	...	...	...	...	...	...	...	...	...	...
	10-15	3,505	1,828	1,677	101	99	2	3,404	1,729	1,675	...	...	99	2	...	...	...	...	...	...	...	...	...
	15-20	1,579	831	688	100	98	2	1,479	733	686	1	1	98	2	...	...	...	...	3	...	5	5	...
	20 and over.	14,804	7,431	7,313	698	881	17	13,906	6,610	7,296	1	1	877	16	...	...	...	...	...	...	...	...	...
	Total ...	25,640	12,960	12,680	1,113	1,092	21	24,527	11,868	12,659	1	1	1,088	20	...	...	...	...	3	...	5	5	...
MUSLIM.	0-10	1,470	723	747	7	4	3	1,463	719	744	...	...	...	...	...	...	...	...	4	3	...	...	...
	10-15	928	491	437	20	16	4	908	475	433	...	...	7	...	...	...	...	...	9	4	...	...	...
	15-20	410	212	198	20	18	2	390	194	196	...	...	7	...	...	...	...	...	11	2	1	1	...
	20 and over.	3,424	1,638	1,786	209	195	14	3,215	1,443	1,772	2	...	68	2	...	...	...	...	125	12	14	12	2
	Total ...	6,292	3,064	3,168	266	233	23	5,976	2,831	3,145	2	...	82	2	...	...	...	...	149	21	16	13	2
CHRISTIAN.	0-10	81	41	40	3	1	2	78	40	38	...	...	1	2	...	...	...	...	...	...	...	...	...
	10-15	52	31	21	6	4	2	46	27	19	...	...	4	2	...	...	...	...	...	...	...	...	...
	15-20	11	5	6	...	...	...	11	5	6	...	...	...	...	...	...	...	...	...	...	...	...	...
	20 and over.	153	83	70	17	13	4	136	70	66	6	...	6	4	...	...	...	...	...	...	9	8	1
	Total ...	297	160	137	26	16	8	271	142	129	6	...	11	8	...	...	...	...	...	...	9	8	1
OTHERS.	0-10	30	15	15	...	...	...	30	15	15	...	...	...	...	...	...	...	...	...	...	...	...	...
	10-15	7	4	3	...	...	...	7	4	3	...	...	...	...	...	...	...	...	...	...	...	...	...
	15-20	9	4	5	...	...	...	9	4	5	...	...	...	...	...	...	...	...	...	...	...	...	...
	20 and over.	49	24	25	...	...	...	49	24	25	...	...	...	...	...	...	...	...	...	...	...	...	...
	Total ...	95	47	48	...	...	...	95	47	48	...	...	...	...	...	...	...	...	...	...	...	...	...



Table VIII.

EDUCATION—  
SANDUR STATE.

100

TABLE VIII.

Education—SANDUR STATE.

RELIGION.	AGE.	POPULATION.										LITERATE IN										LITERATE IN ENGLISH.			
		TOTAL.			LITERATE.			ILLITERATE.				TAMIL.		TELEGG.		MALAYALAM.		CANARESE.		OTHER LANGUAGES.					
		Persons.	Males.	Females.	Persons.	Males.	Females.	Persons.	Males.	Females.	Persons.	Males.	Females.	Males.	Females.	Males.	Females.	Males.	Females.	Males.	Females.	Persons.	Males.	Females.	
ALL RELIGIONS.	1	2	3	4	5	6	7	8	9	10	11	12	13	14	15	16	17	18	19	20	21	22	23	24	
	0-10	2,940	1,451	1,489	15	10	5	2,925	1,441	1,484				1		1		8	5		3				
	10-15	1,043	508	735	91	81	10	1,452	727	725				22				56	7		2				
	15-20	794	430	364	62	60	2	11 732	370	362				11				44			2		4		
	20 and over.	5,923	2,969	2,954	474	463	11	5,449	2,606	2,943	10	1		36	1	3	1	373	6	36	5	24	24		
	Total ...	11,200	5,658	5,542	642	614	28	10,558	5,044	5,614	10	1		70	1	4	1	481	18	43	7	28	28		
HINDU.		0-10	2,361	1,156	1,205	16	10	5	2,346	1,146	1,200				1		1		8	5		2			
	10-15	1,262	664	598	85	76	9	1,177	588	589				22				52	7		2		4		
	15-20	630	334	296	52	52		578	282	295				10		3	1	40		1	2	4	22		
	20 and over.	4,888	2,438	2,450	428	421	7	4,460	2,017	2,443	3			20	1			353	3	15	2	22	22		
	Total ...	9,141	4,592	4,549	580	559	21	8,561	4,033	4,528	3			62	1	4	1	423	15	21	4	26	26		
MUSULMAN.		0-10	569	280	279	6	5	1	569	280	279										1				
	10-15	277	144	133	9	7	2	271	139	132				1				4		1	2				
	15-20	162	94	68	36	35		153	87	66	3			6				3		3		1	1		
	20 and over.	1,014	520	494	86	85		976	484	494								9		18					
	Total ...	2,022	1,048	974	51	48	3	1,971	1,000	971	3			7				16		22	3	1	1		
CHRISTIAN.		0-10	10	5	5			10	5	5															
	10-15	4		4			4		4	4															
	15-20	2	2		1	1		1	1	6	4							1				1	1		
	20 and over.	21	11	10	10	6	4	11	5	6				1				1	3						
	Total ...	37	18	19	11	7	4	26	11	15	4	1		1				2	3			1	1		

---

---

## TABLE VIII.

---

### EDUCATION. PART II.—CITIES.

---

---

NOTE.—Persons literate in English and also in another language are shown under both heads, and the totals of columns 12 to 24 are therefore frequently in excess of the corresponding totals in columns 6 to 8.



Table VIII.

## EDUCATION—CITIES.

TABLE VIII.  
Education—Cities.

CITY.		AGE.		POPULATION.										LITERATE IN												LITERATE IN ENGLISH.		
				TOTAL.			LITERATE.			TAMIL.				TELUGU.		MALAYALAM.		CANARIESE.		OTHER LANGUAGES.								
				Persons.	Males.	Females.	Persons.	Males.	Females.	Males.	Females.	Males.	Females.	Males.	Females.	Males.	Females.	Males.	Females.	Males.	Females.							
1	2	3	4	5	6	7	8	9	10	11	12	13	14	15	16	17	18	19	20	21	22	23	24					
Bellary.	0-10	14,722	7,341	7,481	224	161	63	14,498	7,080	7,418	25	3	95	1	...	...	...	6	1	12	9	94	44	50				
	10-15	6,723	3,573	3,150	854	723	131	6,869	2,850	3,019	57	18	484	10	...	...	...	92	...	87	25	284	212	72				
	15-20	5,114	2,518	2,496	1,073	962	111	4,041	1,556	2,385	84	26	518	24	...	...	...	119	...	195	16	397	350	47				
	20 and over	31,088	16,267	15,421	5,730	5,372	358	25,358	10,805	15,063	706	35	1,962	38	4	...	...	729	12	1,314	38	1,840	1,024	216				
Total		58,247	29,590	28,548	7,831	7,218	663	50,366	22,481	27,885	872	82	3,000	139	4	...	...	987	13	1,608	88	2,615	2,230	365				
Calicut.	0-10	18,566	9,509	8,987	586	414	172	17,970	9,155	8,815	3	18	3	1	375	127	...	...	...	13	10	99	42	57				
	10-15	9,665	5,352	4,313	1,946	1,433	513	7,719	3,019	3,800	20	45	7	1	1,204	403	1	...	...	47	12	362	269	83				
	15-20	8,458	4,275	4,183	2,348	1,796	552	6,110	2,470	3,631	67	25	5	1	1,557	445	5	5	63	12	576	476	100					
	20 and over	40,302	20,750	19,512	10,225	8,574	1,651	30,077	12,216	17,861	429	55	90	5	7,099	1,398	37	4	513	63	1,805	1,538	267					
Total		76,981	39,984	36,995	16,105	12,217	2,886	61,876	27,769	34,107	519	143	75	7	10,325	2,313	43	9	642	97	2,832	2,325	507					
Coimbatore.	0-10	14,474	7,030	7,438	461	334	127	14,013	6,702	7,311	303	96	5	4	1	...	...	...	...	1	1	74	44	30				
	10-15	6,494	3,447	3,047	1,497	1,143	354	4,997	2,304	2,693	1,050	289	24	9	6	1	...	...	12	3	373	313	60					
	15-20	5,039	2,505	2,444	1,507	1,157	320	3,532	1,408	2,124	1,084	268	15	5	24	2	...	...	18	8	540	479	61					
	20 and over	27,073	12,835	14,238	7,106	6,318	788	19,967	6,517	13,450	5,672	612	178	13	100	3	...	...	171	32	1,683	1,522	161					
Total		53,080	25,913	27,167	10,571	8,982	1,589	42,509	16,831	25,678	8,115	1,255	222	31	131	4	67	5	202	44	2,670	2,358	312					
Cuddalore.	0-10	14,442	7,130	7,312	431	341	90	14,011	6,789	7,222	330	80	1	2	...	...	...	...	...	...	49	40	9					
	10-15	6,448	2,958	2,490	1,223	1,004	219	4,225	1,954	2,271	976	194	3	11	1	...	...	...	4	2	334	312	21					
	15-20	4,759	2,408	2,351	1,303	1,066	207	3,456	1,312	2,144	1,090	177	2	13	2	...	...	...	8	8	500	474	26					
	20 and over	27,567	13,242	14,325	6,199	5,558	641	21,368	7,084	13,084	5,233	526	72	33	3	...	...	...	102	14	1,364	1,248	116					
Total		52,216	25,738	26,478	9,156	7,909	1,157	43,060	17,739	25,321	7,599	977	78	69	6	...	...	...	114	24	2,247	2,075	172					
Kumbakonam.	0-10	13,673	6,820	6,853	526	428	108	13,147	6,397	6,750	417	98	2	1	...	...	...	...	...	3	4	39	39	...				
	10-15	6,215	3,283	2,932	1,836	1,573	263	4,379	1,710	2,639	1,569	251	3	3	...	...	...	...	...	13	9	427	426	1				
	15-20	5,610	2,862	2,748	1,982	1,755	227	3,628	1,067	2,731	1,731	217	3	3	2	...	...	...	14	6	609	605	4					
	20 and over	33,975	15,035	18,280	9,410	8,892	518	24,565	6,803	17,762	8,592	470	79	18	3	...	...	...	18	3	178	23	1,106	1,088	18			
Total		59,673	28,650	31,023	13,754	12,643	1,111	45,919	16,007	29,912	12,296	1,036	87	25	5	...	...	...	18	3	208	42	2,181	2,158	23			



TABLE VIII.

Education—Cities—continued.

			POPULATION.										LITERATE IN										LITERATE IN ENGLISH.		
CITY.	AGE.	TOTAL.			LITERATE.			TAMIL.				TELUUGU.		MALAYALAM.		CANA-RESE.		OTHER LANGUAGES.		Persons.	Males.	Females.			
		Persons.	Males.	Females.	Persons.	Males.	Females.	Persons.	Males.	Females.	Persons.	Males.	Females.	Persons.	Males.	Females.	Persons.	Males.	Females.						
1	2	3	4	5	6	7	8	9	10	11	12	13	14	15	16	17	18	19	20	21	22	23	24		
MADRAS.	0-10	26,937	13,189	13,748	702	545	157	26,235	12,644	13,591	528	140	4	2	...	...	1	...	...	4	65	45	20		
	10-15	11,496	6,179	5,317	2,395	2,015	382	9,101	4,106	4,995	1,975	368	19	2	...	...	1	...	...	11	508	415	93		
	15-20	9,894	5,173	4,721	2,869	2,459	410	7,025	2,714	4,311	2,427	395	10	2	...	...	4	...	...	6	870	379	91		
	20 and over	57,657	28,126	29,531	14,328	13,353	975	43,329	14,773	28,556	12,053	851	138	11	14	...	24	...	...	150	34	2,029	1,887	142	
	Total	105,984	52,907	53,077	20,294	18,370	1,924	85,690	34,297	51,393	17,883	1,744	160	17	14	...	30	1	...	191	55	3,272	2,926	346	
NEGAPATNAM.	0-10	13,161	6,484	6,677	308	233	75	12,853	6,251	6,602	269	52	...	2	...	...	...	...	...	3	1	62	38	24	
	10-15	5,883	2,956	2,927	1,140	972	108	4,743	1,984	2,759	1,929	142	4	...	...	...	...	...	...	3	1	243	218	30	
	15-20	5,069	2,802	2,767	1,463	1,255	208	3,606	1,617	2,550	1,178	175	4	2	...	...	1	...	...	9	1	349	312	37	
	20 and over	33,077	14,798	18,279	8,787	8,178	699	24,290	6,620	17,670	7,667	462	32	8	3	...	1	...	...	102	7	1,700	1,537	163	
	Total	57,190	26,540	30,650	11,698	10,638	1,080	45,492	15,902	29,590	9,983	831	40	12	3	2	...	...	...	177	10	2,354	2,100	254	
SALEM.	0-10	20,125	9,844	10,281	442	324	118	19,683	9,520	10,163	303	97	10	2	...	...	...	...	...	9	11	25	18	7	
	10-15	6,930	4,601	4,329	1,319	1,080	230	7,611	3,611	4,000	1,003	210	13	12	...	...	1	...	...	12	13	228	217	11	
	15-20	6,083	3,143	2,800	1,359	1,038	161	4,774	2,045	2,729	1,025	134	56	8	2	...	3	...	10	13	309	293	16		
	20 and over	35,533	16,459	18,874	6,635	6,138	437	28,898	10,461	18,437	5,899	326	596	41	5	...	19	3	...	161	36	849	790	59	
	Total	70,621	34,397	36,224	9,655	8,700	955	60,966	25,637	35,329	7,731	707	725	63	7	8	22	4	...	192	79	1,411	1,318	93	
TANJORE.	0-10	14,129	6,886	7,243	900	754	155	13,229	6,132	7,098	723	144	2	1	1	...	...	...	20	7	121	118	3		
	10-15	6,365	3,351	3,014	2,152	1,772	380	4,233	1,579	2,654	1,762	349	6	3	...	...	1	...	36	26	630	618	12		
	15-20	6,360	2,709	2,651	2,036	1,725	311	3,324	984	2,340	1,666	277	9	5	1	...	...	...	28	24	800	776	24		
	20 and over	31,996	14,665	17,331	10,137	9,200	928	21,859	5,450	16,409	8,065	733	103	23	14	...	18	1	...	340	138	2,186	2,100	79	
	Total	57,870	27,611	30,259	16,234	13,460	1,774	42,636	14,151	28,485	12,816	1,503	120	32	10	...	19	2	...	424	195	3,739	3,621	118	
TRICHY.	0-10	27,638	13,617	14,021	996	707	220	26,642	12,560	13,792	684	181	7	7	5	...	...	...	35	13	156	126	30		
	10-15	11,910	6,497	5,413	3,357	2,673	581	8,563	3,524	4,729	2,467	540	20	8	16	...	...	...	31	53	1,083	987	96		
	15-20	9,986	5,131	4,835	3,547	2,979	568	6,439	2,152	4,287	2,679	464	18	10	35	...	13	...	89	35	1,562	1,405	67		
	20 and over	55,187	25,970	29,217	15,003	13,519	1,484	40,184	12,451	27,733	12,306	1,094	199	83	26	1	7	3	...	556	131	3,345	3,055	290	
	Total	104,721	51,215	53,506	22,903	19,438	2,965	81,816	31,277	50,541	18,136	2,279	244	58	82	1	20	3	...	771	292	6,146	5,933	488	





---

---

## TABLE IX.

---

### EDUCATION BY SELECTED CASTES, TRIBES OR RACES.

---

---

NOTE.—Persons literate in English and also in another language are shown under both heads, and the totals of columns 11 to 23 are therefore frequently in excess of the corresponding totals in columns 5 to 7.



Table IX.

EDUCATION BY  
SELECTED CASTES.

106

TABLE IX.

Education by Selected Castes, Tribes or Races.

CASTE, TRIBE, OR RACE.	POPULATION.						LITERATE IN												LITERATE IN ENGLISH.				
	TOTAL.			LITERATE.			ILLITERATE.			TAMIL.		TELEGU.		MALAYALAM.		CANARESE.		OTHER LANGUAGES.		Persons.	Males.	Females.	
	Persons.	Males.	Females.	Persons.	Males.	Females.	Persons.	Males.	Females.	Males.	Females.	Males.	Females.	Males.	Females.	Males.	Females.						
1	5	3	4	5	6	7	8	9	10	11	12	13	14	15	16	17	18	19	20	21	22	23	
<b>Hindu &amp; Animistic.</b>																							
1. Agamudaiyan	124,756	60,044	64,712	9,143	8,557	186	115,613	51,087	64,526	8,924	185	1	1	31	...	...	...	...	...	93	53	...	
2. Ambalakāran	151,113	72,215	78,898	4,021	3,962	59	147,092	68,253	78,839	3,959	58	...	...	...	...	...	...	...	...	35	33	2	
3. Ambattan	76,305	39,674	36,631	4,115	4,039	76	71,190	32,635	38,555	4,031	74	...	...	...	1	...	...	...	...	17	16	1	
4. Ballia	245,406	122,271	123,134	15,227	14,316	911	230,178	107,955	122,223	3,902	187	10,360	724	...	...	...	...	...	...	982	949	13	
5. Bilaya	142,582	68,719	73,863	1,942	1,817	125	140,640	66,902	73,738	...	...	...	...	291	10	1,495	110	3	...	158	147	11	
6. Bôya	222,108	112,008	109,410	979	929	50	221,129	111,769	109,360	2	2	679	42	...	...	244	6	4	...	11	11	...	
7. Brahman (Tamil)	168,051	82,689	85,362	65,772	60,821	4,951	102,289	21,868	80,421	50,428	4,470	437	106	9,203	340	60	24	255	4	14,909	14,785	124	
8. Do. (Telugu)	132,145	65,100	67,045	46,874	43,817	3,057	85,371	21,283	63,988	2,571	223	40,882	2,828	52	2	31	2	79	2	7,108	7,059	49	
9. Do. (Malayalam)	19,005	10,377	8,628	8,501	6,672	1,829	10,504	3,705	6,799	59	14	...	...	5,333	1,813	56	...	10	1	216	209	15	
10. Do. (Canarese)	41,594	20,768	20,826	11,098	10,723	375	30,196	10,045	20,151	1,381	85	192	38	128	11	8,734	233	203	8	1,050	1,010	10	
11. Do. (Oriya)	114,547	55,455	59,092	17,352	17,114	238	97,195	38,341	58,854	...	3	210	5	...	...	...	...	10,904	227	179	171	8	
12. Do. (Others)	88,944	44,553	44,391	24,209	22,212	1,997	64,735	22,351	42,384	2,217	232	1,162	85	728	93	15,775	1,289	1,912	285	4,061	3,944	117	
Total, Brāhmana	663,996	278,052	285,944	173,806	161,339	12,447	390,190	117,593	272,597	50,653	5,027	42,886	3,032	10,840	2,259	24,556	1,548	19,303	527	27,522	27,199	823	
13. Chakkiliyan	196,697	98,518	98,179	123	108	15	196,574	98,410	98,164	80	14	14	1	...	...	...	...	...	...	...	...	...	
14. Cheruman	241,290	114,895	126,395	290	290	30	241,000	114,605	126,395	9	2	...	...	251	28	...	...	...	...	...	...	...	
15. Chetti	144,950	68,820	76,130	22,315	21,998	317	122,635	46,822	75,813	21,862	303	62	14	2	...	...	...	2	...	191	166	15	
16. Dēvanga	66,332	27,800	28,532	1,812	1,755	57	64,526	29,045	35,481	...	...	1,754	57	...	...	...	...	1	...	34	34	...	
17. Gamalla	100,892	50,492	50,400	992	956	36	99,900	49,930	50,064	...	...	1,954	36	...	...	...	...	2	...	31	30	1	
18. Golla	263,865	131,243	132,622	1,453	1,351	102	263,412	129,892	133,520	22	3	1,317	62	...	...	...	...	12	37	130	134	2	
19. Holeya	116,694	51,365	65,329	6	6	...	116,688	51,359	65,329	1	...	...	...	1	...	...	...	...	...	...	...	...	
20. Idaiyan	151,004	72,168	78,836	4,675	4,531	114	146,329	67,697	78,722	4,553	114	...	...	...	...	...	...	2	...	49	49	...	
21. Idiga	108,181	79,860	88,321	871	847	24	107,310	79,013	88,297	...	...	847	24	...	...	...	...	...	...	10	10	...	
22. Idavan	108,251	52,318	55,933	4,441	4,294	147	103,953	48,024	55,786	19	...	...	...	4,278	146	...	...	...	...	71	69	2	
23. Kallidān	109,852	53,760	56,092	7,742	6,911	831	102,110	40,849	55,261	0,884	702	22	38	...	...	...	...	...	...	68	68	...	
24. Kallugi	103,208	49,008	54,000	2,631	2,497	34	100,677	47,111	53,566	...	...	1,189	15	...	...	...	...	1,363	19	20	20	...	
25. Kallan	402,904	193,000	209,904	21,442	21,031	381	381,462	172,539	208,923	21,043	350	...	...	...	...	...	...	...	...	243	243	...	
26. Kamma	462,421	233,718	228,703	11,549	11,106	353	450,873	222,522	228,350	5	...	...	...	...	...	...	...	...	...	60	60	...	
27. Kammāla	183,618	90,563	93,055	19,054	18,752	302	164,564	71,811	92,753	18,656	291	66	10	26	1	...	...	...	...	98	96	...	
28. Kamsala	119,666	58,702	60,963	9,951	9,691	280	109,714	49,014	60,703	3	...	...	...	...	...	...	...	...	...	142	142	...	
29. Kāpu	817,974	407,979	410,895	16,860	15,583	267	802,124	391,496	410,628	38	8	15,510	258	...	...	...	...	...	...	154	153	1	
30. Kavarai	98,327	47,365	48,962	10,372	9,853	510	86,956	37,512	48,443	0,158	304	682	124	...	...	...	...	...	...	727	719	8	
31. Khond	167,793	84,866	82,927	297	295	2	167,496	84,571	82,915	...	...	...	...	...	...	...	...	...	...	1	1	...	
32. Kōmanti	133,721	66,863	66,858	33,660	33,080	550	100,061	33,753	66,278	242	...	...	...	...	...	...	...	...	...	291	287	4	



TABLE IX.

Education by Selected Castes, Tribes or Races—continued.

CASTE, TRIBE, OR RACE.	POPULATION.						LITERATE IN												LITERATE IN ENGLISH.				
	TOTAL.			LITERATE.			ILLITERATE.			TAMIL.		TELUGU.		MALAYALAM.		CANARESE.		OTHER LANGUAGES.		Persons.	Males.	Females.	
	Persons.	Males.	Females.	Persons.	Males.	Females.	Persons.	Males.	Females.	Males.	Females.	Males.	Females.	Males.	Females.	Males.	Females.						
1	34,300	17,000	17,300	99	98	1	34,201	17,001	17,200	70	1	19	...	...	...	...	...	...	...	...	...	...	...
33. Kuravan	...	...	...	...	...	...	...	...	...	...	...	...	...	...	...	...	...	...	...	...	...	...	...
34. Kurumba	96,588	49,309	47,219	725	717	8	95,863	48,592	47,271	2	2	202	4	...	...	...	...	...	...	...	...	...	...
35. Kuvayan	49,055	24,129	24,926	1,785	1,708	17	47,270	22,301	24,969	1,753	17	0	...	...	...	...	...	...	...	...	...	...	...
36. Madiga	260,923	131,621	129,302	319	308	11	260,604	131,313	129,291	4	1	304	10	...	...	...	...	...	...	...	...	...	...
37. Mala	637,357	314,837	322,520	1,906	1,782	124	635,451	313,055	322,396	52	4	1,719	120	...	...	...	...	...	...	...	...	...	...
38. Mangala	79,244	39,880	39,364	1,458	1,410	48	77,786	38,470	39,316	8	2	1,880	42	...	...	...	...	...	...	...	...	...	...
39. Maravan	310,718	157,549	153,169	17,137	16,760	387	303,581	140,789	162,792	10,734	383	11	4	...	...	...	...	...	...	...	...	...	...
40. Mutricha	47,180	23,595	23,584	450	441	9	46,730	23,155	23,575	96	...	345	0	...	...	...	...	...	...	...	...	...	...
41. Nayar	391,118	188,473	202,645	86,366	74,502	20,803	295,752	113,971	181,782	8	...	1	...	74,425	20,802	4	...	...	...	...	...	...	...
42. Oddé	127,843	63,851	63,992	294	279	15	127,564	63,572	63,977	102	3	56	12	...	...	...	...	...	...	...	...	...	...
43. Palan	449,505	218,689	230,816	5,433	5,304	89	444,022	213,305	230,717	5,392	88	2	...	...	...	...	...	...	...	...	...	...	...
44. Palli	1,238,651	610,760	627,891	41,183	40,574	589	1,197,488	570,185	627,303	40,502	555	65	31	...	...	...	...	...	...	...	...	...	...
45. Paraiyan	807,966	420,176	387,790	4,366	4,298	116	803,610	415,898	387,712	4,197	145	5	...	...	...	...	...	...	...	...	...	...	...
46. Selo	152,433	76,050	76,383	8,571	8,768	103	143,862	72,882	75,980	...	...	3,768	103	...	...	...	...	...	...	...	...	...	...
47. Savara	177,879	80,223	97,656	195	190	5	177,684	80,033	97,651	...	...	42	...	...	...	...	...	...	...	...	...	...	...
48. Shanán	290,947	143,804	147,143	2,998	2,921	875	287,951	140,773	147,178	22,107	870	8	4	...	...	...	...	...	...	...	...	...	...
49. Telaga	259,658	129,530	130,128	9,989	9,313	656	249,669	120,226	129,443	35	6	9,210	647	...	...	...	...	...	...	...	...	...	...
50. Tiyana	562,357	272,809	289,548	44,915	40,220	4,695	507,542	232,589	274,953	4	1	...	...	40,177	4,588	2	...	...	...	...	...	...	...
51. Tottiyán	92,345	45,514	46,831	2,152	2,001	61	90,193	43,423	46,770	2,051	51	38	7	...	...	...	...	...	...	...	...	...	...
52. Toakala	186,646	93,238	93,408	558	530	28	186,288	92,708	93,580	...	...	819	28	...	...	...	...	...	...	...	...	...	...
53. Uppara	39,728	20,149	19,579	104	97	7	39,624	20,032	19,572	...	...	61	...	...	...	...	...	...	...	...	...	...	...
54. Valaiyan	270,188	134,950	135,238	3,505	3,475	30	276,683	131,484	145,199	3,473	20	2	...	...	...	...	...	...	...	...	...	...	...
55. Vaniyan	33,455	16,541	16,914	2,480	2,442	38	30,975	14,090	16,876	2,442	37	...	...	...	...	...	...	...	...	...	...	...	...
56. Vannán	60,448	29,767	30,681	803	793	0	60,646	28,974	30,672	789	0	4	...	...	...	...	...	...	...	...	...	...	...
57. Velama	247,774	122,733	125,041	3,180	3,117	63	244,586	119,616	124,972	59	3	3,055	68	...	...	...	...	...	...	...	...	...	...
58. Velála	1,099,040	530,508	568,532	38,143	36,800	1,283	1,060,897	490,708	569,189	36,700	1,283	68	14	...	...	...	...	...	...	...	...	...	...
Musalman.	...	...	...	...	...	...	...	...	...	...	...	...	...	...	...	...	...	...	...	...	...	...	...
59. Labbai	136,807	68,485	68,322	12,561	12,339	222	124,246	66,146	68,100	12,120	168	2	...	...	...	...	...	...	...	...	...	...	...
60. Meppilla	799,722	400,292	399,430	36,999	34,696	1,603	763,423	365,696	807,727	97	3	...	...	32,636	1,128	...	...	...	...	...	...	...	...
Christian.	...	...	...	...	...	...	...	...	...	...	...	...	...	...	...	...	...	...	...	...	...	...	...
61. Eurasian	10,800	7,051	3,749	12,082	6,790	6,293	4,718	2,152	2,566	219	175	10	...	...	...	...	...	...	...	...	...	...	...
62. Native Christian	761,865	382,453	379,412	85,518	61,784	23,734	696,337	320,669	875,668	44,154	16,113	4,476	2,064	...	...	...	...	...	...	...	...	...	...

Table IX.





---

---

TABLE X.

---

LANGUAGE.

---

---



Table X.

LANGUAGE—  
VERNACULARS OF  
THE PRESIDENCY.

110

TABLE X.

Language.

DISTRICT OR STATE.	POPULATION.												PART A.—VERNACULARS OF INDIA—(i) VERNACULARS OF THE PRESIDENCY.											
	BADAGA.				BELLARA.				CANARESE.				GADABA.				GATTU.				GOND.			
	Persons.	Males.	Females.	Persons.	Males.	Females.	Persons.	Males.	Females.	Persons.	Males.	Females.	Persons.	Males.	Females.	Persons.	Males.	Females.	Persons.	Males.	Females.	Persons.	Males.	Females.
1. GANJAM	1,089,142	799,405	889,737	...	...	...	...	...	...	...	...	...	...	...	...	...	...	...	...	...	...	...	...	...
2. VIZAGAPATAM	321,114	162,481	158,633	...	...	...	...	...	...	...	...	...	...	...	...	...	...	...	...	...	...	...	...	...
3. GONDARVARI	2,082,662	1,017,223	1,065,439	...	...	...	...	...	...	...	...	...	...	...	...	...	...	...	...	...	...	...	...	...
4. AGENCY, GONDARVARI	850,988	433,144	417,844	...	...	...	...	...	...	...	...	...	...	...	...	...	...	...	...	...	...	...	...	...
5. KISTNA	2,141,917	1,050,546	1,091,371	...	...	...	...	...	...	...	...	...	...	...	...	...	...	...	...	...	...	...	...	...
6. NELLORE	159,842	81,176	78,666	...	...	...	...	...	...	...	...	...	...	...	...	...	...	...	...	...	...	...	...	...
7. CUDDAPORE	2,154,803	1,090,301	1,064,502	...	...	...	...	...	...	...	...	...	...	...	...	...	...	...	...	...	...	...	...	...
8. KURNOOL	1,496,987	753,517	743,470	...	...	...	...	...	...	...	...	...	...	...	...	...	...	...	...	...	...	...	...	...
9. BELLARY	1,291,267	655,818	635,449	...	...	...	...	...	...	...	...	...	...	...	...	...	...	...	...	...	...	...	...	...
10. ANANTAPUR	872,055	440,615	431,440	...	...	...	...	...	...	...	...	...	...	...	...	...	...	...	...	...	...	...	...	...
11. MADRAS	947,214	480,876	466,338	...	...	...	...	...	...	...	...	...	...	...	...	...	...	...	...	...	...	...	...	...
12. NORTH ARCOT	788,254	403,358	384,898	...	...	...	...	...	...	...	...	...	...	...	...	...	...	...	...	...	...	...	...	...
13. SOUTH ARCOT	509,346	256,730	252,616	...	...	...	...	...	...	...	...	...	...	...	...	...	...	...	...	...	...	...	...	...
14. COIMBATORE	1,312,122	631,431	650,691	...	...	...	...	...	...	...	...	...	...	...	...	...	...	...	...	...	...	...	...	...
15. NILGIRIS	2,207,712	1,100,816	1,106,896	...	...	...	...	...	...	...	...	...	...	...	...	...	...	...	...	...	...	...	...	...
16. TAMILNADU	2,304,974	1,085,632	1,119,442	...	...	...	...	...	...	...	...	...	...	...	...	...	...	...	...	...	...	...	...	...
17. TAMILNADU	2,301,752	1,083,050	1,118,702	...	...	...	...	...	...	...	...	...	...	...	...	...	...	...	...	...	...	...	...	...
18. TAMILNADU	111,437	50,550	50,887	...	...	...	...	...	...	...	...	...	...	...	...	...	...	...	...	...	...	...	...	...
19. TAMILNADU	2,345,029	1,098,423	1,178,605	...	...	...	...	...	...	...	...	...	...	...	...	...	...	...	...	...	...	...	...	...
20. TAMILNADU	1,444,770	699,830	744,941	...	...	...	...	...	...	...	...	...	...	...	...	...	...	...	...	...	...	...	...	...
21. TAMILNADU	2,331,280	1,357,056	1,474,224	...	...	...	...	...	...	...	...	...	...	...	...	...	...	...	...	...	...	...	...	...
22. TAMILNADU	2,059,607	1,001,799	1,057,808	...	...	...	...	...	...	...	...	...	...	...	...	...	...	...	...	...	...	...	...	...
23. TAMILNADU	2,790,281	1,378,946	1,411,335	...	...	...	...	...	...	...	...	...	...	...	...	...	...	...	...	...	...	...	...	...
24. TAMILNADU	1,134,713	548,516	586,197	...	...	...	...	...	...	...	...	...	...	...	...	...	...	...	...	...	...	...	...	...
Total, British Territory.	38,199,162	18,834,313	19,362,840	34,229	16,983	17,246	196	71	125	1,515,579	748,678	769,901	36,406	18,374	18,032	11	5	6	4,240	2,138	2,102	880,139	444,003	435,233
PUDUCHÉRI	380,440	180,794	199,646	...	...	...	...	...	...	...	...	...	...	...	...	...	...	...	...	...	...	...	...	...
BANGALAPALLE	32,264	16,231	16,033	...	...	...	...	...	...	...	...	...	...	...	...	...	...	...	...	...	...	...	...	...
SANDUR	11,300	5,658	5,642	...	...	...	...	...	...	...	...	...	...	...	...	...	...	...	...	...	...	...	...	...
Total, Feudatories.	423,904	202,483	221,421	...	...	...	...	...	...	...	...	...	...	...	...	...	...	...	...	...	...	...	...	...
Grand Total	38,623,066	19,038,996	19,584,070	34,229	16,983	17,246	196	71	125	1,530,688	754,698	775,800	36,406	18,374	18,032	11	5	6	4,240	2,138	2,102	880,139	440,388	435,736

TABLE X.

Language—continued.

PART A.—VERNACULARS OF INDIA—(i) VERNACULARS OF THE PRESIDENCY—cont.																								
DISTRICT OR STATE.	TRULIA.			KASUBA OR KASUBA.			KHOND OR KANDHI.			KONDA.			KONKANI.			KORAGA.			KORAVA OR YERUKALA.			KOTA.		
	Persons.	Males.	Females.	Persons.	Males.	Females.	Persons.	Males.	Females.	Persons.	Males.	Females.	Persons.	Males.	Females.	Persons.	Males.	Females.	Persons.	Males.	Females.	Persons.	Males.	Females.
1. GANJAM	...	...	...	...	...	...	...	...	...	...	...	...	...	...	...	...	...	...	...	...	...	...	...	...
AGENCY, GANJAM	...	...	...	...	...	...	...	...	...	...	...	...	...	...	...	...	...	...	...	...	...	...	...	...
2. VIJAGAPATAN	...	...	...	...	...	...	...	...	...	...	...	...	...	...	...	...	...	...	...	...	...	...	...	...
AGENCY, VIJAGAPATAN.	...	...	...	...	...	...	...	...	...	...	...	...	...	...	...	...	...	...	...	...	...	...	...	...
3. GONDÁVARI	...	...	...	...	...	...	...	...	...	...	...	...	...	...	...	...	...	...	...	...	...	...	...	...
AGENCY, GONDÁVARI.	...	...	...	...	...	...	...	...	...	...	...	...	...	...	...	...	...	...	...	...	...	...	...	...
4. KISTNA	...	...	...	...	...	...	...	...	...	...	...	...	...	...	...	...	...	...	...	...	...	...	...	...
5. NELLORE	...	...	...	...	...	...	...	...	...	...	...	...	...	...	...	...	...	...	...	...	...	...	...	...
6. CUDDAPAH	...	...	...	...	...	...	...	...	...	...	...	...	...	...	...	...	...	...	...	...	...	...	...	...
7. KURNOOL	...	...	...	...	...	...	...	...	...	...	...	...	...	...	...	...	...	...	...	...	...	...	...	...
8. BELLARY	...	...	...	...	...	...	...	...	...	...	...	...	...	...	...	...	...	...	...	...	...	...	...	...
9. ANANTAPUR	...	...	...	...	...	...	...	...	...	...	...	...	...	...	...	...	...	...	...	...	...	...	...	...
10. MADRAS	...	...	...	...	...	...	...	...	...	...	...	...	...	...	...	...	...	...	...	...	...	...	...	...
11. CHINGLEPUT	...	...	...	...	...	...	...	...	...	...	...	...	...	...	...	...	...	...	...	...	...	...	...	...
12. NORTH ARCOT	...	...	...	...	...	...	...	...	...	...	...	...	...	...	...	...	...	...	...	...	...	...	...	...
13. SALEM	...	...	...	...	...	...	...	...	...	...	...	...	...	...	...	...	...	...	...	...	...	...	...	...
14. COIMBATORE	...	...	...	...	...	...	...	...	...	...	...	...	...	...	...	...	...	...	...	...	...	...	...	...
15. NILGIRIS	...	...	...	...	...	...	...	...	...	...	...	...	...	...	...	...	...	...	...	...	...	...	...	...
16. SOUTH ARCOT	...	...	...	...	...	...	...	...	...	...	...	...	...	...	...	...	...	...	...	...	...	...	...	...
17. TANJORE	...	...	...	...	...	...	...	...	...	...	...	...	...	...	...	...	...	...	...	...	...	...	...	...
18. TRICHINOPOLY	...	...	...	...	...	...	...	...	...	...	...	...	...	...	...	...	...	...	...	...	...	...	...	...
19. MADURA	...	...	...	...	...	...	...	...	...	...	...	...	...	...	...	...	...	...	...	...	...	...	...	...
20. TINNEVELLY	...	...	...	...	...	...	...	...	...	...	...	...	...	...	...	...	...	...	...	...	...	...	...	...
21. MALABAR	...	...	...	...	...	...	...	...	...	...	...	...	...	...	...	...	...	...	...	...	...	...	...	...
22. SOUTH CANARA	...	...	...	...	...	...	...	...	...	...	...	...	...	...	...	...	...	...	...	...	...	...	...	...
Total, British Territory.	932	474	458	241	105	136	357,053	182,388	174,665	15,313	7,563	7,750	157,154	78,480	78,671	3,144	1,444	1,700	40,317	20,188	20,129	1,300	621	679
PUDUCKÓTTAI	...	...	...	...	...	...	...	...	...	...	...	...	...	...	...	...	...	...	...	...	...	...	...	...
BANGANAPALLE	...	...	...	...	...	...	...	...	...	...	...	...	...	...	...	...	...	...	...	...	...	...	...	...
SANDUR	...	...	...	...	...	...	...	...	...	...	...	...	...	...	...	...	...	...	...	...	...	...	...	...
Total, Feudatories.	...	...	...	...	...	...	...	...	...	...	...	...	...	...	...	...	...	...	...	...	...	...	...	...
Grand Total	932	474	458	241	105	136	357,053	182,388	174,665	15,313	7,563	7,750	157,154	78,480	78,671	3,144	1,444	1,700	40,606	20,336	20,270	1,300	621	679



Table X.

LANGUAGE-  
VERNACULARS OF  
THE PRESIDENCY.

112

TABLE X.

Language—continued.

PART A.—VERNACULARS OF INDIA—(i) VERNACULARS OF THE PRESIDENCY—cont.																								
DISTRICT OR STATE.	KŌŪṢ OR KŌL.			KURUMBA			LAMBŪ OR LABBĀNĪ.			MĀŪL.			MĀṬAYĀṬAM.			MĀRĀṬHĪ.			ORĪYĀ.			PATNŪLĪ OR KṢĀTRĪ.		
	Persons.	Males.	Females.	Persons.	Males.	Females.	Persons.	Males.	Females.	Persons.	Males.	Females.	Persons.	Males.	Females.	Persons.	Males.	Females.	Persons.	Males.	Females.	Persons.	Males.	Females.
1. GANJAM	50	51	52	53	54	55	56	57	58	59	60	61	62	63	64	65	66	67	68	69	70	71	72	73
AGENCY, GANJAM																								
2. VIZAGAPATAM																								
AGENCY, VIZAGAPATAM.	9,086	5,938	3,153				10	13	2				6	5	3	279	154	125	1,274,975	604,058	670,917			
3. GŌDĀVARI							264	136	128				29	23	6	872	454	418	2,989	1,516	1,423			
AGENCY, GŌDĀVARI.	758	397	361				447	254	193				4	4		62	33	29	301	103	98			
4. KĪRTA							5,861	3,154	2,697				36	8	28	1,415	803	612	1,889	615	673		1	
5. NELLORE							168	87	81				14	12	2	1,479	744	735	111	55	55		11	6
6. CUDAPPAR				40	17	23	5,215	2,782	2,433				14	8	6	3,845	1,801	2,044	451	209	242		7	4
7. KURNOOL							3,652	1,920	1,720				2	1	1	3,752	2,132	1,820	94	44	60		24	2
8. BELLARY				47	25	22	9,800	5,134	4,666				100	61	30	12,897	6,448	6,246	128	73	55		34	17
9. ANANTAPUR				1	1		5,311	2,702	2,549				13	10	3	6,394	3,255	3,139	132	70	50			
10. MADRAS							804	650	154				804	650	154	6,031	3,164	2,867	255	107	148		1,379	625
11. CHINGLEPET				62	48	34	537	265	271				74	57	17	2,141	1,098	1,043	217	186	31		1,023	530
12. NORTH ARCOT							507	268	239				367	145	212	7,376	3,499	3,877	166	80	80		3,223	1,696
13. SALEM							1,085	588	497				1,071	1,071	319	9,041	4,531	4,951	1	1	1		8,660	4,230
14. COIMBATORE				3,714	1,933	1,781							4,759	4,177	582	872	438	434	6	3	3		60	24
15. NILGIRIS							727	313	414				146	40	97	3,548	1,739	1,809	32	23	23		378	188
16. SOUTH ARCOT				3	3		5	2	3	21	21		298	182	116	13,651	6,484	7,167	32	25	25		17,470	8,368
17. TANJORE				183	92	91	1	1	1				920	494	426	2,112	1,101	1,011	33	31	2		4,866	2,300
18. TRICHINOPOLY							2	1	1				1,862	1,263	599	2,047	1,031	1,016	8	4	4		43,142	21,643
19. MADURA							3	1	2				1,065	670	386	992	470	516	47	24	24		21,643	27,499
20. TIRUNEVELLY				765	379	386				2	1	1	2,624,263	1,292,546	1,331,717	2,603	1,795	707	194	104	104		4,341	2,156
21. MALABAR				1	1					12	7	5	217,856	107,579	110,277	31,657	15,760	15,897	1	1	1			
22. SOUTH CANARA																								
Total, British Territory.	46,803	25,104	21,699	4,836	2,409	2,337	34,262	18,043	16,219	72	64	8	2,854,124	1,469,111	1,445,013	117,255	59,112	58,148	1,806,314	874,227	935,067		84,612	41,936
PUDUKKŌTTAI																								
BANGANAPALLE				208	103	105							10	7	3	857	416	441					962	476
SANDUR							68	39	29							252	116	136	22	11	11			
							192	80	62				11	8	3	676	347	329						
Total, Feudatories.				208	103	105	190	99	91				21	15	6	1,785	879	905	23	11	11		962	476
Grand Total	46,803	25,104	21,699	5,044	2,512	2,442	34,452	18,142	16,310	72	64	8	2,854,145	1,469,126	1,445,019	119,040	59,991	59,049	1,806,336	874,238	935,068		85,574	42,412



## TABLE X.

Language—continued.

PART A.—VERNACULARS OF INDIA—(5) VERNACULARS OF THE PRESIDENCY—cont.																	TOTAL, PART A.—VERNACULARS OF THE PRESIDENCY.			
DISTRICT OR STATE.	TAMIL.			TAMIL.			TAMIL.			TAMIL.			TAMIL.			Persons.	Males.	Females.	Total.	
	TAMIL.			TAMIL.			TAMIL.			TAMIL.			TAMIL.							
	Persons.	Males.	Females.	Persons.	Males.	Females.	Persons.	Males.	Females.	Persons.	Males.	Females.	Persons.	Males.	Females.					
74	75	76	77	78	79	80	81	82	83	84	85	86	87	88	89	90	91	92	93	94
1. GANDAM ...	92	55	37	40,448	20,201	20,157	1,372	1,021	351	342,010	158,804	184,010	61	61	799,007	1,688,594	869,533	1,688,594	799,007	869,533
AGENCY, GANDAM ...	...	...	...	69,889	34,330	34,359	3	2	1	5,864	2,892	2,072	...	...	162,408	321,099	158,631	321,099	162,408	158,631
2. VIZAGAPATAM ...	20,037	13,333	12,704	340	203	137	2,303	1,343	940	1,999,791	975,184	1,024,607	...	...	1,016,991	2,080,550	1,064,669	2,080,550	1,016,991	1,064,669
AGENCY, VIZAGAPATAM ...	...	...	...	47,623	24,024	23,002	58	18	40	158,168	77,704	75,464	...	...	431,399	847,189	416,790	847,189	431,399	416,790
3. GÓDÁVARI ...	...	...	...	...	...	...	4,046	1,599	2,147	2,099,417	1,030,073	1,069,344	...	...	1,049,069	2,140,347	1,090,678	2,140,347	1,049,069	1,090,678
AGENCY, GÓDÁVARI ...	...	...	...	...	...	...	147	75	72	119,903	60,597	59,306	...	...	81,098	159,081	78,563	159,081	81,098	78,563
4. KISTNA ...	...	...	...	...	...	...	3,741	2,292	1,539	2,015,816	1,020,092	995,723	...	...	1,089,529	2,153,460	1,063,931	2,153,460	1,089,529	1,063,931
5. NELLORE ...	...	...	...	...	...	...	38,430	18,806	19,564	1,385,097	695,100	689,997	...	...	752,150	1,496,312	744,192	1,496,312	752,150	744,192
6. CUDDAPORE ...	...	...	...	...	...	...	4,939	2,580	2,359	1,160,667	590,520	570,047	...	...	655,577	1,290,817	635,240	1,290,817	655,577	635,240
7. KURNOOL ...	...	...	...	...	...	...	1,350	757	593	763,066	384,231	378,834	...	...	440,472	871,804	431,332	871,804	440,472	431,332
8. BELLARY ...	...	...	...	...	...	...	11,747	6,005	5,742	282,791	145,577	137,214	...	...	479,242	944,876	465,634	944,876	479,242	465,634
9. ANANTAPUR ...	...	...	...	...	...	...	4,716	2,418	2,298	633,796	324,807	308,989	...	...	402,940	787,607	384,567	787,607	402,940	384,567
10. MADRAS ...	...	...	...	...	...	...	318,993	159,412	159,581	108,496	55,059	53,437	...	...	659,735	1,309,198	649,463	1,309,198	659,735	649,463
11. CHINGOLEPUT ...	...	...	...	...	...	...	965,388	484,839	480,549	312,946	158,903	153,043	...	...	1,099,566	2,205,258	1,105,702	2,205,258	1,099,566	1,105,702
12. NORTH ARCOT ...	...	...	...	...	...	...	1,242,429	615,342	627,087	856,480	431,487	424,993	...	...	1,094,894	2,203,506	1,118,684	2,203,506	1,094,894	1,118,684
13. SAKM ...	...	...	...	...	...	...	1,560,102	797,055	763,047	416,120	205,819	210,301	...	...	1,117,932	2,200,193	1,082,261	2,200,193	1,117,932	1,082,261
14. COIMBATORE ...	...	...	...	...	...	...	1,442,804	708,310	734,494	468,135	231,892	236,243	...	...	58,205	107,449	49,244	107,449	58,205	49,244
15. NILGIRIS ...	...	...	...	...	...	...	39,121	20,433	18,688	4,391	2,357	2,034	...	...	25	25	1,167,094	2,349,094	1,181,400	2,349,094
16. SOUTH ARCOT ...	...	...	...	...	...	...	2,063,343	1,025,008	1,038,335	228,290	113,770	111,484	...	...	1,065,448	2,243,365	1,177,937	2,243,365	1,065,448	1,177,937
17. TANJORE ...	...	...	...	...	...	...	2,118,067	1,005,967	1,112,070	74,872	35,623	39,246	...	...	1,473,855	2,830,294	1,356,489	2,830,294	1,473,855	1,356,489
18. TRICHINOPOLY ...	...	...	...	...	...	...	1,319,782	580,275	639,507	169,784	83,073	86,711	...	...	1,001,261	2,058,760	1,057,499	2,058,760	1,001,261	1,057,499
19. MADURA ...	...	...	...	...	...	...	2,256,359	1,070,967	1,181,392	394,356	191,762	202,594	...	...	1,374,442	2,783,698	1,408,656	2,783,698	1,374,442	1,408,656
20. TINNEVELLY ...	...	...	...	...	...	...	1,770,126	800,109	900,016	269,936	126,461	133,445	...	...	547,957	1,133,841	585,884	1,133,841	547,957	585,884
21. MALABAR ...	...	...	...	...	...	...	109,803	54,926	54,874	19,587	9,784	9,799	...	...	494,556	237,810	256,746	237,810	494,556	256,746
22. SOUTH CANARA ...	...	...	...	...	...	...	1,096	673	423	1,340	770	670	...	...	494,556	237,810	256,746	237,810	494,556	256,746
Total, British Territory.	20,129	13,388	12,741	157,100	78,845	78,255	15,182,954	7,405,415	7,777,539	14,276,509	7,113,801	7,162,708	805	451	495,716	38,139,745	18,953,075	38,139,745	18,953,075	19,336,670
PUDUCHÉRI ...	...	...	...	...	...	...	...	...	...	...	...	...	...	...	...	...	...	...	...	...
BANGALORE ...	...	...	...	...	...	...	...	...	...	...	...	...	...	...	...	...	...	...	...	...
SANDUR ...	...	...	...	...	...	...	...	...	...	...	...	...	...	...	...	...	...	...	...	...
Total, Feudatories.	...	...	...	...	...	...	360,429	170,941	180,488	38,795	19,456	19,339	...	...	...	423,796	202,630	423,796	202,630	221,160
Grand Total	20,129	13,388	12,741	157,100	78,845	78,255	15,543,383	7,576,356	7,957,927	14,316,304	7,133,257	7,182,047	805	451	495,717	38,563,541	19,005,705	38,563,541	19,005,705	19,557,830



Table X.  
LANGUAGE-VERNA-  
CULARS FOREIGN  
TO THE PRESIDENCY.

114

TABLE X.

Language—continued.

PART A.—VERNACULARS OF INDIA—(H) VERNACULARS FOREIGN TO THE PRESIDENCY.																												
DISTRICT OR STATE.	BASTAR OR HALABI.			BENGAL.			BURMESE.			CHATTARGA.			GOANSE OR GOMANTARI.			GUJARATI.			HINDI.			KACHCHI.			KODAGU OR COORD.			
	Persons.	Males.	Females.	Persons.	Males.	Females.	Persons.	Males.	Females.	Persons.	Males.	Females.	Persons.	Males.	Females.	Persons.	Males.	Females.	Persons.	Males.	Females.	Persons.	Males.	Females.	Persons.	Males.	Females.	
1																												
1. GANJAM ...	...	...	...	...	...	...	...	...	...	...	...	...	...	...	...	...	...	...	...	...	...	...	...	...	...	...	...	...
AGENCY, GANJAM ...	...	...	...	...	...	...	...	...	...	...	...	...	...	...	...	...	...	...	...	...	...	...	...	...	...	...	...	...
2. VIZAGAPATAM ...	1,686	783	905	...	...	...	...	...	...	...	...	...	...	...	...	...	...	...	...	...	...	...	...	...	...	...	...	...
AGENCY, VIZAGAPATAM ...	...	...	...	...	...	...	...	...	...	...	...	...	...	...	...	...	...	...	...	...	...	...	...	...	...	...	...	...
AGENCY, VIZAGAPATAM ...	...	...	...	...	...	...	...	...	...	...	...	...	...	...	...	...	...	...	...	...	...	...	...	...	...	...	...	...
3. GONDVARI ...	...	...	...	...	...	...	...	...	...	...	...	...	...	...	...	...	...	...	...	...	...	...	...	...	...	...	...	...
AGENCY, GONDVARI ...	...	...	...	...	...	...	...	...	...	...	...	...	...	...	...	...	...	...	...	...	...	...	...	...	...	...	...	...
4. KISTNA ...	...	...	...	...	...	...	...	...	...	...	...	...	...	...	...	...	...	...	...	...	...	...	...	...	...	...	...	...
5. NELLORE ...	...	...	...	...	...	...	...	...	...	...	...	...	...	...	...	...	...	...	...	...	...	...	...	...	...	...	...	...
6. CUDDAPAH ...	...	...	...	...	...	...	...	...	...	...	...	...	...	...	...	...	...	...	...	...	...	...	...	...	...	...	...	...
7. KURNOOL ...	...	...	...	...	...	...	...	...	...	...	...	...	...	...	...	...	...	...	...	...	...	...	...	...	...	...	...	...
8. BELLARY ...	...	...	...	...	...	...	...	...	...	...	...	...	...	...	...	...	...	...	...	...	...	...	...	...	...	...	...	...
9. ANANTAPUR ...	...	...	...	...	...	...	...	...	...	...	...	...	...	...	...	...	...	...	...	...	...	...	...	...	...	...	...	...
10. MADRAS ...	...	...	...	...	...	...	...	...	...	...	...	...	...	...	...	...	...	...	...	...	...	...	...	...	...	...	...	...
11. CHINGLEPUT ...	...	...	...	...	...	...	...	...	...	...	...	...	...	...	...	...	...	...	...	...	...	...	...	...	...	...	...	...
12. NORTH ARCOT ...	...	...	...	...	...	...	...	...	...	...	...	...	...	...	...	...	...	...	...	...	...	...	...	...	...	...	...	...
13. SALEM ...	...	...	...	...	...	...	...	...	...	...	...	...	...	...	...	...	...	...	...	...	...	...	...	...	...	...	...	...
14. COIMBATORE ...	...	...	...	...	...	...	...	...	...	...	...	...	...	...	...	...	...	...	...	...	...	...	...	...	...	...	...	...
15. NILGIRIS ...	...	...	...	...	...	...	...	...	...	...	...	...	...	...	...	...	...	...	...	...	...	...	...	...	...	...	...	...
16. SOUTH ARCOT ...	...	...	...	...	...	...	...	...	...	...	...	...	...	...	...	...	...	...	...	...	...	...	...	...	...	...	...	...
17. TANJORE ...	...	...	...	...	...	...	...	...	...	...	...	...	...	...	...	...	...	...	...	...	...	...	...	...	...	...	...	...
18. TRICHINOPOLY ...	...	...	...	...	...	...	...	...	...	...	...	...	...	...	...	...	...	...	...	...	...	...	...	...	...	...	...	...
19. MADURA ...	...	...	...	...	...	...	...	...	...	...	...	...	...	...	...	...	...	...	...	...	...	...	...	...	...	...	...	...
20. TINNEVELLY ...	...	...	...	...	...	...	...	...	...	...	...	...	...	...	...	...	...	...	...	...	...	...	...	...	...	...	...	...
21. MALABAR ...	...	...	...	...	...	...	...	...	...	...	...	...	...	...	...	...	...	...	...	...	...	...	...	...	...	...	...	...
22. SOUTH CANARA ...	...	...	...	...	...	...	...	...	...	...	...	...	...	...	...	...	...	...	...	...	...	...	...	...	...	...	...	...
Total, British Territory, }	1,098	783	905	598	473	125	130	125	5	28	28	...	96	85	11	6,491	4,183	2,335	3,356	1,829	1,527	468	363	105	36	31	7	
PUDUKOTTAI ...	...	...	...	...	...	...	...	...	...	...	...	...	...	...	...	...	...	...	...	...	...	...	...	...	...	...	...	...
BANGANAPALLE ...	...	...	...	...	...	...	...	...	...	...	...	...	...	...	...	...	...	...	...	...	...	...	...	...	...	...	...	...
SANDUR ...	...	...	...	...	...	...	...	...	...	...	...	...	...	...	...	...	...	...	...	...	...	...	...	...	...	...	...	...
Total, Feudatories, }	...	...	...	...	...	...	...	...	...	...	...	...	...	...	...	...	...	...	...	...	...	...	...	...	...	...	...	...
Grand Total ...	1,998	783	905	598	473	125	130	125	5	28	28	...	96	85	11	6,492	4,184	2,308	3,356	1,829	1,527	468	363	105	36	31	7	

# TABLE X.

## Language—continued.

DISTRICT OR STATE.	PART A.—VERNACULARS OF INDIA—(ii) VERNACULARS FOREIGN TO THE PRESIDENCY—cont.																					TOTAL, PART A—(ii) VERNACULARS FOREIGN TO THE PRESIDENCY.																																																																																																																																																																																																																																																																																																																																																																																																																																																																																																																																																																																																																																																																																																																																																																																																																																																																																																																																																																																																																																																																																																																																																																																																																																																																																																																																		
	LARI or CHHATTISGARH.			MARWATI.			PANSI.			SANSKRIT.			SINDHI.			OTHER LANGUAGES.																																																																																																																																																																																																																																																																																																																																																																																																																																																																																																																																																																																																																																																																																																																																																																																																																																																																																																																																																																																																																																																																																																																																																																																																																																																																																																																																								
	Persons.	Males.	Females.	Persons.	Males.	Females.	Persons.	Males.	Females.	Persons.	Males.	Females.	Persons.	Males.	Females.	Persons.	Males.	Females.																																																																																																																																																																																																																																																																																																																																																																																																																																																																																																																																																																																																																																																																																																																																																																																																																																																																																																																																																																																																																																																																																																																																																																																																																																																																																																																																						
1. GANJAM	1																																																																																																																																																																																																																																																																																																																																																																																																																																																																																																																																																																																																																																																																																																																																																																																																																																																																																																																																																																																																																																																																																																																																																																																																																																																																																																																																																							</



Table X.

LANGUAGE—VERNACULARS  
OF NON-INDIAN ASIATIC  
COUNTRIES.

116

TABLE X.

Language—continued.

DISTRICT OR STATE.	PART B.—VERNACULARS OF NON-INDIAN ASIATIC COUNTRIES.												TOTAL, PART B.—VERNACULARS OF NON-INDIAN ASIATIC COUNTRIES.		
	ARABIC.			PERSIAN.			SINGHALESE.			OTHER LANGUAGES.					
	Persons.	Males.	Females.	Persons.	Males.	Females.	Persons.	Males.	Females.	Persons.	Males.	Females.	Persons.	Males.	Females.
1	13	9	4	3	3	...	...	...	...	5	5	...	21	17	4
1. GANJAM	...	...	...	...	...	...	...	...	...	...	...	...	...	...	...
AGENCY, GANJAM	...	...	...	...	...	...	...	...	...	...	...	...	...	...	...
2. VIZAGAPATAM	...	...	...	...	...	...	...	...	...	...	...	...	...	...	...
AGENCY, VIZAGAPATAM.	...	...	...	...	...	...	...	...	...	...	...	...	...	...	...
3. GONDÁVARI	...	...	...	11	5	6	...	...	...	...	...	...	...	...	...
AGENCY, GONDÁVARI.	...	...	...	...	...	...	...	...	...	...	...	...	...	...	...
4. KISTNA	...	...	...	1	1	...	...	...	...	...	...	...	...	...	...
5. NELLORE	2	2	...	8	3	5	...	...	...	...	...	...	...	...	...
6. CUDDAPAH	1	1	...	6	4	2	...	...	...	...	...	...	...	...	...
7. KURNOOL	13	2	11	...	...	...	...	...	...	...	...	...	...	...	...
8. BELLARY	33	26	7	1	1	...	...	...	...	...	...	...	...	...	...
9. ANANTAPUR	2	2	...	4	3	1	...	...	...	...	...	...	...	...	...
10. MADRAS	16	11	5	108	60	48	2	1	...	22	17	5	148	89	59
11. CHINGLEPUT	8	1	7	22	9	13	...	...	...	...	...	...	...	...	...
12. NORTH ARCOT	9	8	1	...	...	...	...	...	...	...	...	...	...	...	...
13. SALEM	1	1	...	...	...	...	...	...	...	...	...	...	...	...	...
14. COMBATORE	30	16	14	...	...	...	...	...	...	...	...	...	...	...	...
15. NILGIRIS	3	3	...	1	1	...	...	...	...	...	...	...	...	...	...
16. SOUTH ARCOT	17	11	6	2	2	...	...	...	...	...	...	...	...	...	...
17. TANJORE	57	31	26	...	...	...	...	...	...	...	...	...	...	...	...
18. TRICHINOPOLY	10	6	4	...	...	...	...	...	...	...	...	...	...	...	...
19. MADRAS	12	8	...	7	3	4	...	...	...	...	...	...	...	...	...
20. TINNEVELLY	10	10	...	...	...	...	...	...	...	...	...	...	...	...	...
21. MALABAR	346	341	5	...	...	...	...	...	...	...	...	...	...	...	...
22. SOUTH CANARA	13	13	...	26	23	...	...	...	...	...	...	...	...	...	...
Total, British Territory.	596	504	92	200	121	79	26	23	3	115	101	14	937	740	186
PUDUCHÉTTI	...	...	...	...	...	...	...	...	...	...	...	...	...	...	...
BANGANAPALLE	...	...	...	...	...	...	1	...	1	...	...	...	1	...	1
SANDUR	...	...	...	...	...	...	...	...	...	...	...	...	...	...	...
Total, Feudatories.	...	...	...	...	...	...	1	...	1	...	...	...	1	...	1
Grand Total*	596	504	92	200	121	79	27	23	4	115	101	14	938	740	189





Table X.

DETAILS OF "OTHER LANGUAGES" AND LANGUAGES UNRECOGNIZABLE, ETC.

118

TABLE X,

Language—continued.

PART D.—DETAILS OF LANGUAGES INCLUDED UNDER 'OTHER LANGUAGES.'				PART D.—DETAILS OF LANGUAGES INCLUDED UNDER 'OTHER LANGUAGES'—cont.					
LANGUAGE.		PERSONS.	MALES.	FEMALES.	LANGUAGE.		PERSONS.	MALES.	FEMALES.
1		2	3	4	1		2	3	4
Vernaculars of India foreign to the Presidency.					European Languages.				
KASHI ...	...	4	...	4	...	...	1	1	...
KASHMIRI ...	...	1	1	...	...	...	2	...	...
KATHIWARAD ...	...	6	3	3	...	...	2	1	1
MENANI ...	...	4	4	...	...	...	12	12	...
NAIPALI ...	...	4	4	...	...	...	1	1	...
SIANESE ...	...	3	2	1	...	...	3	3	6
Languages of non-Indian Asiatic Countries.					Total ...				
ARMENIAN ...	...	0	6	...	...	...	179	148	31
BALUCHI ...	...	4	4	...	...	...			
CHINESE ...	...	23	23	...	...	...			
HINDI ...	...	22	11	11	...	...			
JAPANESE ...	...	8	6	2	...	...			
MAHARASHTRI ...	...	23	22	...	...	...			
MALAY ...	...	8	7	1	...	...			
PASHTO ...	...	22	22	...	...	...			
PART E.—LANGUAGES UNRECOGNIZABLE AND NOT RETURNED.					PART E.—LANGUAGES UNRECOGNIZABLE AND NOT RETURNED—cont.				
DISTRICT.	LANGUAGES UNRECOGNIZABLE.			LANGUAGES NOT RETURNED.			TOTAL PART E.—LANGUAGES UNRECOGNIZABLE AND NOT RETURNED.		
	PERSONS.	MALES.	FEMALES.	PERSONS.	MALES.	FEMALES.	PERSONS.	MALES.	FEMALES.
1	2	3	4	5	6	7	8	9	10
VIZAGAPATAM ...	...	...	...	...	...	...	...	...	...
AGENCY, VIZAGAPATAM ...	...	...	...	...	...	...	...	...	...
GODAVARI ...	...	...	...	...	...	...	...	...	...
CUDAPAH ...	...	...	...	...	...	...	...	...	...
BELLARY ...	...	...	...	...	...	...	...	...	...
ANANTAPUR ...	...	...	...	...	...	...	...	...	...
Total ...				147	90	51	682	799	604

---

TABLE XI.

BIRTH PLACE.

PART I.—DISTRICTS AND STATES.

---



BIRTH PLACE—  
IN MADRAS  
PRESIDENCY.

Section A.—DISTRICTS OR STATES WITHIN THE PRESIDENCY.

Section A.—DISTRICTS OR STATES WITHIN THE PRESIDENCY.

TABLE XI.

Birth Place. Section A—DISTRICTS OR STATES WITHIN THE PRESIDENCY—continued.

DISTRICT OR STATE WHERE BORN.	DISTRICT WHERE ENUMERATED.											
	AGENCY, GONDARVARI.			KISTNA.			NELLORE.			CUDDAPORE.		
	Persons.	Males.	Females.	Persons.	Males.	Females.	Persons.	Males.	Females.	Persons.	Males.	Females.
<b>I. British Territory.</b>												
GANJAM	122	61	58									
VIZAGAPATAM	4,348	2,113	2,235	737	377	612	85	44	24	24	16	8
GONDARVARI	149,302	75,780	73,523	9,253	4,907	4,346	188	97	91	44	25	19
KISTNA	406	230	176	1,016,243	516,243	500,000	423	210	210	51	30	21
NELLORE	164	139	25	32,067	16,033	16,034	7,353	4,137	3,216	230	147	83
CUDDAPORE	11	8	3	643	320	323	1,407,939	723,859	684,080	8,188	3,700	4,488
KURNOOL	12	7	5	5,307	2,653	2,654	5,909	2,800	3,109	1,245,324	635,282	610,042
BELLARY	8	7	1	319	159	160	3,242	1,517	1,725	10,839	4,585	6,254
ANANTAPUR				44	22	22	405	200	205	1,168	559	609
MADRAS	20	10	4	723	350	373	85	51	34	6,806	2,753	4,053
CHINGOLETT	12	5	7	497	240	257	2,655	1,312	1,343	910	478	432
NORTH ARCOT	7	4	3	410	200	210	6,672	3,052	3,620	605	279	326
SALEM	6	5	1	85	42	43	9,231	4,435	4,796	11,340	5,389	5,951
COIMBATORE				99	51	48	174	81	93	272	127	145
NILGIRI				8	5	3	311	174	137	99	46	53
SOUTH ARCOT	6	5	1	87	50	37	12	8	4	152	80	72
TANDORE	5	4	1	311	163	148	285	158	127	152	80	72
TRICHINOPOLY	5	4	1	202	105	97	441	210	231	303	158	145
MADRAS	3	2	1	164	91	73	281	133	148	146	74	72
TINNEVELLY	8	7	1	113	70	43	91	51	40	82	34	48
MALABAR	3	2	1	95	63	32	65	34	31	34	22	12
SOUTH CANARA	1	1		15	8	7	86	57	29	34	18	16
MADRAS PRESIDENCY UNSPECIFIED							10	7	3	14	5	9
<b>TOTAL I.</b>	154,443	78,388	76,055	1,077,480	517,480	560,000	1,495,648	751,838	744,810	1,280,608	653,809	626,801
<b>II. Feudatories.</b>												
TRAVANCORE												
COCHIN				30	16	14	7	5	2	3	2	1
PUDUCKOTTAI				3	2	1	6	1	5	1	1	1
BANGANAPALLE							7	2	5	4	1	3
SANDUR												
<b>TOTAL II.</b>				33	18	15	20	8	12	8	4	4
<b>TOTAL, SECTION A.</b>	154,443	78,388	76,055	1,077,467	517,467	560,000	1,495,668	751,846	744,817	1,280,616	653,813	626,805
<b>TOTAL, SECTION B.</b>												
<b>TOTAL, SECTION C.</b>												
<b>TOTAL, SECTION D.</b>												
<b>TOTAL, SECTION E.</b>												
<b>TOTAL, SECTION F.</b>												
<b>TOTAL, SECTION G.</b>												
<b>TOTAL, SECTION H.</b>												
<b>TOTAL, SECTION I.</b>												
<b>TOTAL, SECTION J.</b>												
<b>TOTAL, SECTION K.</b>												
<b>TOTAL, SECTION L.</b>												
<b>TOTAL, SECTION M.</b>												
<b>TOTAL, SECTION N.</b>												
<b>TOTAL, SECTION O.</b>												
<b>TOTAL, SECTION P.</b>												
<b>TOTAL, SECTION Q.</b>												
<b>TOTAL, SECTION R.</b>												
<b>TOTAL, SECTION S.</b>												
<b>TOTAL, SECTION T.</b>												
<b>TOTAL, SECTION U.</b>												
<b>TOTAL, SECTION V.</b>												
<b>TOTAL, SECTION W.</b>												
<b>TOTAL, SECTION X.</b>												
<b>TOTAL, SECTION Y.</b>												
<b>TOTAL, SECTION Z.</b>												



BIRTH PLACE—  
IN MADRAS  
PRESIDENCY.

Birth Place. Section A—DISTRICTS OR STATES WITHIN THE PRESIDENCY—continued.

DISTRICT WHERE ENUMERATED.																		
DISTRICT OR STATE WHERE BORN.	ANANTAPUR.			MADRAS.			CHINGLEPET.			NORTH ARCOT.			SALEM.			COMBATORE.		
	Persons.	Males.	Females.	Persons.	Males.	Females.	Persons.	Males.	Females.	Persons.	Males.	Females.	Persons.	Males.	Females.	Persons.	Males.	Females.
I. British Territory.																		
GANJAM	13	9	4	815	458	348	110	67	43	105	51	55	19	10	9	10	7	3
VIZAGAPATAM	13	9	4	1,331	691	640	342	218	124	336	158	172	50	22	28	30	13	14
GODAVARI	48	21	27	809	475	334	138	79	59	248	139	107	38	25	13	18	6	8
KRISHNA	125	61	61	1,889	1,137	752	425	311	84	580	305	275	27	17	10	30	27	8
NELLORE	758	481	277	7,528	4,164	3,364	5,864	2,803	3,061	5,988	2,588	3,400	142	74	68	82	53	24
CUDDAPAH	11,636	5,424	6,212	1,047	617	430	310	169	151	7,736	3,742	3,994	236	111	125	42	27	15
KURNOOL	4,455	2,481	2,974	345	199	147	92	45	47	287	159	78	41	25	16	37	30	7
BELGARI	9,253	4,220	5,033	1,112	561	548	402	202	200	90	260	265	184	73	74	106	73	33
ANANTAPUR	736,118	379,930	356,188	126	74	52	33	17	16	390	195	125	65	24	31	28	13	15
MADRAS	807	415	392	348,723	171,769	176,954	19,952	8,320	11,013	5,951	2,585	3,363	1,669	824	545	1,530	801	723
CHINGLEPET	229	110	119	67,673	33,233	34,380	1,325,074	622,392	602,692	23,636	9,170	14,465	806	398	408	263	119	134
NORTH ARCOT	552	406	353	26,085	13,050	12,435	36,957	15,723	21,234	2,119,093	1,063,500	1,055,593	10,709	5,238	5,461	925	500	410
SALEM	297	146	151	1,119	1,119	879	768	459	309	12,766	6,567	7,199	2,133,338	1,050,020	1,077,318	17,756	7,442	10,314
COMBATORE	97	53	44	1,463	847	610	320	181	145	692	351	341	17,165	7,139	10,026	2,145,492	1,057,244	1,088,248
NILGIRIS	11	5	6	363	171	195	107	63	44	688	53	633	77	39	38	1,814	1,015	199
SOUTH ARCOT	55	26	29	12,568	6,589	5,979	10,374	4,243	6,131	13,826	4,055	9,161	9,031	3,595	5,436	661	310	251
TANJORE	205	117	88	6,460	3,070	2,784	1,839	1,020	809	2,384	1,234	1,180	1,630	838	792	1,734	890	844
TRICHINGOPLY	126	62	64	3,387	1,903	1,484	878	500	369	578	475	403	15,152	4,907	10,245	5,906	2,424	3,481
MADRAS	49	27	22	2,695	1,512	1,083	1,662	411	1,451	505	285	220	1,295	650	555	11,226	4,528	6,698
TINNEVELLY	39	24	15	3,746	2,210	1,538	866	524	342	738	470	268	414	255	159	438	234	234
MALABAR	61	40	21	1,668	1,142	524	592	402	190	361	224	137	379	230	149	3,454	2,072	1,382
SOUTH CANARA	12	9	3	465	280	185	61	33	28	67	30	37	44	23	21	84	61	23
MADRAS PRESIDENCY UNSPECIFIED				1		1	8	3	5							1	1	
TOTAL I	765,262	393,671	371,591	492,902	240,550	245,052	1,307,380	658,833	648,547	2,197,641	1,066,196	1,101,445	2,192,479	1,080,534	1,111,945	2,191,796	1,278,720	1,113,076
II. Feudatories.																		
TRAVANCORE	8	4	4	474	260	175	66	37	29	59	29	30	44	25	19	98	64	34
COCCHIN	3	2	1	132	75	57	6	1	4	27	14	13	45	24	22	669	386	283
PUDUCKOTTAI				107	76	31	12	2	10	11	5	6	60	38	22	55	27	28
BANGANAPALLE	2	2																
SANDUR																		
TOTAL II	13	8	5	713	450	293	83	40	43	97	48	40	150	87	63	622	477	345
TOTAL, SECTION A	765,275	393,679	371,596	492,918	247,000	245,915	1,307,463	658,873	648,590	2,197,738	1,066,244	1,101,494	2,192,629	1,080,621	1,112,008	2,192,615	1,079,197	1,113,421







Table XI.

BIRTH PLACE—  
IN MADRAS  
PRESIDENCY.

124

TABLE XI.

Birth Place. Section A—DISTRICTS OR STATES WITHIN THE PRESIDENCY—continued.

DISTRICT OR STATE WHERE BORN.	DISTRICT OR STATE WHERE ENUMERATED.											
	MALABAR.			SOUTH CANARA.			PUDUKKOTTAI STATE.			RANGANAPALLE STATE.		
	Persons.	Males.	Females.	Persons.	Males.	Females.	Persons.	Males.	Females.	Persons.	Males.	Females.
<b>I. British Terri- tory.</b>	74	75	76	77	78	79	80	81	82	83	84	85
GANJAM	66	33	33	2	2	...	4	2	2	...	...	...
YIZAGAPATAM	251	141	110	10	6	4	2	1	1	...	...	...
GODAVARI	34	19	15	5	1	4	6	3	5	...	...	...
KISTNA	165	109	56	7	4	3	7	4	3	11	4	7
NELLORE	12	8	4	9	2	7	0	3	3	73	40	33
CUDDAPOH	31	16	15	13	7	6	5	3	2	588	236	352
KURNOOL	7	5	2	4	1	...	3	1	1	31,160	15,710	15,431
BELLARY	133	87	46	33	24	9	8	4	4	91	35	56
ANANTAPUR	3	2	1	2	2	...	3	2	1	168	77	91
MADRAS	798	440	358	184	114	70	134	55	79	37	24	13
CHINGLEPUT	126	74	52	13	10	3	79	38	41	1	...	...
NORTH ARCOT	588	385	203	78	68	10	53	31	22	6	4	2
SALEM	117	117	76	174	163	28	229	108	121	6	2	4
COMBATORE	4,665	2,635	2,050	73	47	26	269	138	151	...	...	...
SILIGUR	165	109	76	13	6	7	1	...	1	...	...	...
SOUTH ARCOT	85	62	23	25	14	11	65	35	30	2	2	...
TANJORE	529	303	226	65	47	18	13,122	4,124	8,988	1	...	...
TRICHINOPOLY	398	226	172	33	15	18	8,945	3,142	5,803	...	...	...
MADRAS	316	207	109	30	20	4	9,733	2,902	6,831	1	...	...
TINNEVELLY	501	358	143	46	40	6	307	167	140	...	...	...
MALABAR	2,769,300	1,359,452	1,409,508	4,066	2,005	1,161	47	30	17	...	...	...
SOUTH CANARA	2,047	1,547	500	1,119,824	538,479	581,345	4	3	1	...	...	...
MADRAS PRESIDENCY UNSPECIFIED	...	...	...	...	...	...	...	...	...	...	...	...
TOTAL I	2,770,513	1,366,335	1,404,178	1,124,649	541,939	582,680	33,054	10,796	22,258	32,126	16,144	15,982
<b>II. Feudatories.</b>	...	...	...	...	...	...	...	...	...	...	...	...
TRAVANCORE	3,049	1,587	1,462	67	48	19	32	22	10	...	...	...
COCHIN	5,824	2,743	3,081	41	33	8	5	4	1	...	...	...
PUDUKKOTTAI	1	...	1	...	...	...	346,530	169,479	177,051	3	1	2
RANGANAPALLE	...	...	...	...	...	...	...	...	...	...	...	...
SANDUR	...	...	...	...	...	...	...	...	...	8,918	4,774	4,144
TOTAL II	8,874	4,330	4,544	108	81	27	346,567	169,505	177,062	3	1	2
TOTAL, SECTION A	2,779,387	1,370,665	1,408,722	1,124,757	542,020	582,707	379,621	180,301	199,320	32,129	16,145	15,984
TOTAL, SECTION A	...	...	...	...	...	...	...	...	...	10,819	5,523	5,295

Table XI.

125

BIRTH PLACE—  
IN INDIA BEYOND  
THE PRESIDENCY.

TABLE XI.

Birth Place. Section B.—PROVINCES OR STATES IN INDIA BEYOND  
THE PRESIDENCY.

PROVINCE OR STATE WHERE BORN.	TOTAL BORN IN EACH PROVINCE OR STATE.			DISTRICT WHERE ENUMERATED.											
				GANJAM.			AGENCY, GANJAM.			VIZAGAPATAM.			AGENCY, VIZAGAPATAM.		
	Persons.	Males.	Females.	Persons.	Males.	Females.	Persons.	Males.	Females.	Persons.	Males.	Females.	Persons.	Males.	Females.
1	2	3	4	5	6	7	8	9	10	11	12	13	14	15	16
<b>I. British Territory.</b>															
ADEN ... ..	16	12	4	1	1	...	...	...	...	3	...	3	...	...	...
AJMER-MERWARA ... ..	35	23	12	1	...	1	...	...	...	...	...	...	...	...	...
ANDAMAN AND NICOBAR ISLANDS ... ..	39	22	16	1	1	...	...	...	...	2	1	1	...	...	...
ASSAM ... ..	153	135	18	1	...	1	...	...	...	44	44	...	...	...	...
BALUCHISTAN ... ..	23	16	7	3	3	...	...	...	...	1	...	1	...	...	...
BENGAL ... ..	9,720	5,913	4,707	3,974	1,946	2,028	2,234	400	1,834	350	244	106	31	20	11
BEHAR ... ..	60	24	36	...	...	...	...	...	...	9	4	5	...	...	...
BOMBAY ... ..	24,154	15,330	8,824	214	157	57	...	...	...	372	217	155	11	8	3
BURMA ... ..	1,502	805	697	56	47	9	...	...	...	82	42	40	3	1	2
CENTRAL PROVINCES ... ..	14,011	7,598	6,413	962	688	274	107	54	53	440	289	151	6,663	3,222	3,441
COORG ... ..	631	392	239	7	1	6	...	...	...	7	2	5	...	...	...
LACCADIVE ISLANDS ... ..	3,724	1,984	1,740	...	...	...	...	...	...	25	25	...	...	...	...
NORTH-WEST PROVINCES ... ..	3,019	2,207	812	233	187	46	...	...	...	191	134	57	6	3	3
ODISH ... ..	253	184	69	33	24	9	...	...	...	21	15	6	5	4	1
PUNJAB ... ..	1,044	820	224	59	43	16	1	1	...	297	240	57	42	34	8
SINDH ... ..	63	36	27	...	...	...	...	...	...	2	2	...	...	...	...
TOTAL I ...	58,446	34,661	23,785	5,545	3,008	2,447	2,342	455	1,887	1,846	1,259	687	6,761	3,292	3,469
<b>II. Feudatory States.</b>															
BARODA ... ..	304	120	184	...	...	...	...	...	...	2	1	1	...	...	...
BIHAR ... ..	2	2	...	7	7	...	...	...	...	14	10	4	...	...	...
BOMBAY STATES ... ..	194	144	50	...	...	...	...	...	...	45	19	26	4	2	2
CENTRAL INDIA STATES ... ..	479	320	159	73	49	24	...	...	...	418	224	194	62	41	21
HYDERABAD (DECCAN) ... ..	62,386	30,683	31,703	321	200	121	...	...	...	7	3	4	...	...	...
KASHMIR ... ..	32	19	13	2	1	1	1	1	...	...	...	...	...	...	...
MYSORE AND BANGA- LORE ... ..	69,430	41,733	47,697	210	117	93	...	...	...	324	181	143	20	8	12
NEPAL ... ..	77	46	31	6	6	...	...	...	...	1	1	...	...	...	...
RAJPUTANA STATES ... ..	1,488	1,190	298	10	8	2	...	...	...	55	49	6	2	1	1
TOTAL II ...	154,392	74,257	80,135	629	388	241	1	1	...	866	488	378	88	52	36
<b>III. French Settle- ments.</b>															
KARikal ... ..	3,771	1,337	2,434	...	...	...	...	...	...	...	...	...	...	...	...
MAHE ... ..	69	23	46	...	...	...	...	...	...	...	...	...	...	...	...
PONDICHERRY ... ..	15,454	6,647	8,807	6	1	5	...	...	...	7	3	4	...	...	...
YANAM ... ..	13	3	10	...	...	...	...	...	...	...	...	...	...	...	...
UNSPECIFIED ... ..	317	137	180	...	...	...	...	...	...	...	...	...	...	...	...
TOTAL III ...	19,624	8,147	11,477	6	1	5	...	...	...	7	3	4	...	...	...
<b>IV. Portuguese Settlements.</b>															
Diu ... ..	39	39	...	...	...	...	...	...	...	...	...	...	...	...	...
Goa ... ..	810	751	59	6	6	...	...	...	...	1	1	...	...	...	...
TOTAL IV ...	849	790	59	6	6	...	...	...	...	1	1	...	...	...	...
INDIA UNSPECIFIED ...	284	161	123	10	5	5	...	...	...	2	...	2	1	1	...
TOTAL, SECTION B ...	233,595	118,016	115,579	6,196	3,498	2,698	2,343	456	1,887	2,732	1,751	971	6,850	3,345	3,506



Table XI.

BIRTH PLACE—  
IN INDIA BEYOND  
THE PRESIDENCY.

126

TABLE XI.

Birth Place. Section B.—PROVINCES OR STATES IN INDIA BEYOND  
THE PRESIDENCY—continued.

PROVINCE OR STATE WHERE BORN.	DISTRICT WHERE ENUMERATED.																	
	GÓDÁVARI.			AGENCY, GÓDÁVARI.			KISTNA.			NELLORE.			CUDDAPAH.			KURNOOL.		
	Persons.	Males.	Females.	Persons.	Males.	Females.	Persons.	Males.	Females.	Persons.	Males.	Females.	Persons.	Males.	Females.	Persons.	Males.	Females.
	17	18	19	20	21	22	23	24	25	26	27	28	29	30	31	32	33	34
<b>I. British Territory.</b>																		
ADEN ... ..	...	...	...	...	...	...	...	...	...	...	...	...	...	...	...	...	...	...
AJMER-MERWARA ... ..	...	...	...	...	...	...	2	2	...	...	...	...	1	1	...	10	6	3
ANDAMAN AND NICOBAR ISLANDS ... ..	...	...	...	...	...	...	1	1	...	4	2	2	3	1	2	3	...	3
ASSAM ... ..	5	2	3	...	...	...	3	1	2	...	...	...	...	...	...	...	...	...
BALUCHISTAN ... ..	2	...	2	...	...	...	1	1	...	1	...	1	...	...	...	3	2	...
BENGAL ... ..	240	157	83	10	10	...	242	156	86	69	40	20	33	31	2	67	42	25
BERAR ... ..	...	...	...	...	...	...	1	1	...	...	...	...	...	...	...	...	...	...
BOMBAY ... ..	394	253	136	11	9	2	524	328	196	216	132	84	154	105	49	388	247	141
BURMA ... ..	72	50	22	...	...	...	36	24	12	9	8	1	2	2	...	2	2	...
CENTRAL PROVINCES ... ..	327	191	136	1,692	944	748	312	163	149	54	29	25	37	24	13	45	36	9
COORG ... ..	5	3	2	...	...	...	...	...	...	3	1	2	1	1	...	3	2	1
LACCADIVE ISLANDS ... ..	...	...	...	...	...	...	...	...	...	...	...	...	...	...	...	...	...	...
NORTH-WEST PROVINCES ... ..	231	182	49	3	3	...	160	104	56	124	86	38	37	26	11	45	39	6
ODDH ... ..	10	9	1	...	...	...	3	1	2	...	...	...	3	2	1	...	...	...
PUNJAB ... ..	38	30	8	...	...	...	44	34	10	13	11	2	7	6	1	19	14	5
SINDH ... ..	2	2	...	...	...	...	5	3	2	...	...	...	...	...	...	1	1	...
<b>TOTAL I ...</b>	<b>1,326</b>	<b>894</b>	<b>442</b>	<b>1,716</b>	<b>966</b>	<b>750</b>	<b>1,334</b>	<b>819</b>	<b>515</b>	<b>493</b>	<b>318</b>	<b>175</b>	<b>278</b>	<b>199</b>	<b>79</b>	<b>586</b>	<b>392</b>	<b>194</b>
<b>II. Feudatory States.</b>																		
BARODA ... ..	...	...	...	3	1	2	2	2	...	1	1	...	...	...	...	1	1	...
BHUTAN ... ..	...	...	...	...	...	...	1	1	...	1	1	...	...	...	...	...	...	...
BOMBAY STATES ... ..	13	13	...	...	...	...	7	3	4	...	...	...	...	...	...	2	1	1
CENTRAL INDIA STATES ... ..	34	9	25	...	...	...	14	8	6	10	4	6	14	9	5	1	1	...
HYDERABAD (DECCAN) ... ..	1,498	804	684	3,680	1,805	1,855	25,870	11,401	14,469	220	123	97	309	167	142	7,270	3,576	3,694
KASHMIR ... ..	1	1	...	...	...	...	...	...	...	...	...	...	...	...	...	...	...	...
MYSORE AND RANGA- LORE ... ..	350	208	142	8	5	3	547	359	188	242	132	110	3,933	1,601	2,332	445	200	245
NEPAL ... ..	...	...	...	...	...	...	1	1	...	...	...	...	...	...	...	...	...	...
RAJPUTANA STATES ... ..	187	163	24	1	1	...	67	60	7	16	10	6	6	4	2	9	2	7
<b>TOTAL II ...</b>	<b>2,073</b>	<b>1,198</b>	<b>875</b>	<b>3,672</b>	<b>1,812</b>	<b>1,860</b>	<b>26,509</b>	<b>11,835</b>	<b>14,674</b>	<b>490</b>	<b>271</b>	<b>219</b>	<b>4,262</b>	<b>1,781</b>	<b>2,461</b>	<b>7,728</b>	<b>3,781</b>	<b>3,947</b>
<b>III. French Settle- ments.</b>																		
KARIKAL ... ..	...	...	...	...	...	...	...	...	...	...	...	...	...	...	...	...	...	...
MAHÉ ... ..	...	...	...	...	...	...	...	...	...	...	...	...	...	...	...	...	...	...
PONDICHERY ... ..	15	8	7	1	1	...	15	8	7	37	21	16	10	5	5	7	5	2
YANAM ... ..	10	...	10	...	...	...	1	1	...	...	...	...	...	...	...	...	...	...
UNSPECIFIED ... ..	...	...	...	...	...	...	...	...	...	...	...	...	...	...	...	...	...	...
<b>TOTAL III ...</b>	<b>25</b>	<b>8</b>	<b>17</b>	<b>1</b>	<b>1</b>	...	<b>16</b>	<b>9</b>	<b>7</b>	<b>37</b>	<b>21</b>	<b>16</b>	<b>10</b>	<b>5</b>	<b>5</b>	<b>7</b>	<b>5</b>	<b>2</b>
<b>IV. Portuguese Settlements.</b>																		
DIU ... ..	...	...	...	...	...	...	...	...	...	...	...	...	...	...	...	...	...	...
GOA ... ..	11	11	...	...	...	...	23	23	...	...	...	...	...	...	...	...	...	...
<b>TOTAL IV ...</b>	<b>11</b>	<b>11</b>	...	...	...	...	<b>23</b>	<b>23</b>	...	...	...	...	...	...	...	...	...	...
INDIA UNSPECIFIED ... ..	13	8	5	3	2	1	7	3	4	2	1	1	3	1	2	1	1	...
<b>TOTAL, SECTION B ...</b>	<b>3,448</b>	<b>2,109</b>	<b>1,339</b>	<b>5,392</b>	<b>2,781</b>	<b>2,611</b>	<b>27,899</b>	<b>12,689</b>	<b>15,300</b>	<b>1,022</b>	<b>611</b>	<b>411</b>	<b>4,553</b>	<b>1,986</b>	<b>2,567</b>	<b>8,322</b>	<b>4,179</b>	<b>4,143</b>



Table XI.

127

BIRTH PLACE—  
IN INDIA BEYOND  
THE PRESIDENCY.

TABLE XI.

Birth Place. Section B.—PROVINCES OR STATES IN INDIA BEYOND  
THE PRESIDENCY—continued.

PROVINCE OR STATE WHERE BORN.	DISTRICT WHERE ENUMERATED.																	
	BELLARY.			ANANTAPUR.			MADRAS.			CHINGLEPUT.			NORTH ARCOT.			SALEM.		
	Persons.	Males.	Females.	Persons.	Males.	Females.	Persons.	Males.	Females.	Persons.	Males.	Females.	Persons.	Males.	Females.	Persons.	Males.	Females.
	35	36	37	38	39	40	41	42	43	44	45	46	47	48	49	50	51	52
<b>I. British Territory.</b>																		
ADEN ... ..							7	5	2	3	3					2	1	1
AJMER-MERWARA ... ..	2	2					2	2		4	3	1	1	1				
ANDAMAN AND NICOBAR ISLANDS ... ..							14	10	4	1	1					2	1	1
ASSAM ... ..							81	77	4	3		3	1	1				
BALUCHISTAN ... ..							1	1								1	1	
BENGAL ... ..	100	82	18	34	17	17	513	382	130	149	94	55	332	233	99	33	18	17
BERAR ... ..				16	5	11	15	3	12	3	1	2				6	3	3
BOMBAY ... ..	10,280	5,230	5,050	523	333	190	1,910	1,393	517	221	132	89	405	212	193	233	186	47
BURMA ... ..	24	12	12	8	2	6	545	297	248	122	61	61	71	52	19	39	25	14
CENTRAL PROVINCES ... ..	671	355	286	219	106	23	830	439	391	288	126	162	332	183	169	73	40	33
COORG ... ..	16	8	8	8	2	6	84	57	27	5	5		40	12	28	17	12	5
LIACCADIVE ISLANDS ... ..										1		1				1		
NORTH-WEST PROVINCES ... ..	70	47	23	30	29	1	531	336	195	94	74	30	141	102	39	28	15	13
ODISH ... ..							12	10	2	9	7	2	4	4		5	2	3
PUNJAB ... ..	35	31	4	14	12	2	137	96	41	23	18	5	21	18	3	3	2	1
SINDH ... ..	1		1				2		2	2		2	1		1	24	10	14
<b>TOTAL I ...</b>	<b>11,199</b>	<b>5,797</b>	<b>5,402</b>	<b>852</b>	<b>596</b>	<b>256</b>	<b>4,683</b>	<b>3,108</b>	<b>1,575</b>	<b>928</b>	<b>525</b>	<b>403</b>	<b>1,349</b>	<b>798</b>	<b>551</b>	<b>467</b>	<b>314</b>	<b>153</b>
<b>II. Feudatory States.</b>																		
BARODA ... ..	31	2	29				132	10	122							8	4	4
BHUTAN ... ..																		
BOMBAY STATES ... ..	20	13	7				10	2	8	3	3		2	2				
CENTRAL INDIA STATES ... ..	9	7	2	14	13	1	77	76	1	3	1	2	3	2	1	5	4	1
HYDRAHAD (DECCAN) ... ..	17,047	9,153	7,894	504	357	147	1,886	1,022	864	527	269	258	701	337	364	212	114	98
KASHMIR ... ..							5	4	1				2	2				
MYSORE AND BANGA- LORE ... ..	10,109	4,757	5,352	21,533	8,645	12,888	4,531	2,350	2,175	1,033	523	510	7,208	3,054	4,154	11,126	4,196	6,929
NEPAL ... ..	1	1					1		1				2	1	1	1	1	
RAJPUTANA STATES ... ..	349	291	58	19	16	3	508	396	112	90	60	30	39	29	10	4	4	
<b>TOTAL II ...</b>	<b>37,566</b>	<b>14,224</b>	<b>13,342</b>	<b>22,070</b>	<b>9,031</b>	<b>13,039</b>	<b>7,150</b>	<b>3,866</b>	<b>3,284</b>	<b>1,656</b>	<b>856</b>	<b>800</b>	<b>7,957</b>	<b>3,427</b>	<b>4,530</b>	<b>11,355</b>	<b>4,323</b>	<b>7,032</b>
<b>III. French Settle- ments.</b>																		
KARikal ... ..	1	1					5	1	4	6	2	4	1		1	16	7	9
MAHE ... ..							1		1	1	1							
PONDICHERY ... ..	12	10	2	3	2	1	1,935	726	1,209	1,283	586	607	385	181	204	130	68	62
YANAM ... ..																		
UNSPECIFIED ... ..																		
<b>TOTAL III ...</b>	<b>13</b>	<b>11</b>	<b>2</b>	<b>3</b>	<b>2</b>	<b>1</b>	<b>1,941</b>	<b>727</b>	<b>1,214</b>	<b>1,290</b>	<b>589</b>	<b>701</b>	<b>386</b>	<b>181</b>	<b>205</b>	<b>146</b>	<b>75</b>	<b>71</b>
<b>IV. Portuguese Settlements.</b>																		
DIU ... ..																		
GOA ... ..	7	7					81	77	4	7	6	1	2		2	9	8	1
<b>TOTAL IV ...</b>	<b>7</b>	<b>7</b>					<b>81</b>	<b>77</b>	<b>4</b>	<b>7</b>	<b>6</b>	<b>1</b>	<b>2</b>		<b>2</b>	<b>9</b>	<b>8</b>	<b>1</b>
INDIA UNSPECIFIED ... ..	1	1					19	8	11	37	9	28	26	14	12	11	1	10
<b>TOTAL, SECTION B ...</b>	<b>38,786</b>	<b>20,040</b>	<b>18,746</b>	<b>22,925</b>	<b>9,629</b>	<b>13,206</b>	<b>13,574</b>	<b>7,786</b>	<b>6,088</b>	<b>3,918</b>	<b>1,985</b>	<b>1,932</b>	<b>9,720</b>	<b>4,420</b>	<b>5,300</b>	<b>11,988</b>	<b>4,721</b>	<b>7,267</b>



Table XI.

BIRTH PLACE—  
IN INDIA BEYOND  
THE PRESIDENCY.

128

TABLE XI.

Birth Place. Section B.—PROVINCES OR STATES IN INDIA BEYOND  
THE PRESIDENCY—continued.

PROVINCE OR STATE WHERE BORN.	DISTRICT WHERE ENUMERATED.																	
	COIMBATORE.			NILGIRIS.			SOUTH ARCOT.			TANJORE.			TRICHINOPOLY.			MADRAS.		
	Persons.	Males.	Females.	Persons.	Males.	Females.	Persons.	Males.	Females.	Persons.	Males.	Females.	Persons.	Males.	Females.	Persons.	Males.	Females.
	53	54	55	56	57	58	59	60	61	62	63	64	65	66	67	68	69	70
<b>I. British Territory.</b>																		
ADEN ... ..	2	1	1	1	1	...	...	...	...	...	...	...	...	...	...	...	...	...
AJMER-MERWABA ... ..	...	...	...	...	...	...	...	...	...	...	...	...	...	...	...	5	2	3
ANDAMAN AND NICOBAR ISLANDS ... ..	2	...	2	1	1	...	1	...	1	...	...	...	...	...	...	...	...	...
ASSAM ... ..	...	...	...	3	3	...	...	...	...	2	2	...	...	...	...	1	1	...
BALUCHISTAN ... ..	...	...	...	1	...	1	...	...	...	...	...	...	4	2	2	...	...	...
BENGAL ... ..	34	24	10	58	27	31	70	58	12	320	200	21	40	31	9	221	195	20
BERAR ... ..	3	2	1	...	...	...	...	...	...	1	1	...	...	...	...	5	3	2
BOMBAY ... ..	259	124	135	286	178	168	89	58	31	162	96	66	138	87	51	401	265	136
BURMA ... ..	61	56	11	85	43	42	21	13	8	170	89	81	11	4	7	34	19	15
CENTRAL PROVINCES ... ..	31	22	9	92	62	39	38	25	13	69	40	23	290	155	135	138	89	40
COORG ... ..	6	4	2	19	8	11	6	1	5	10	8	2	26	15	11	1	...	1
LACCADIVE ISLANDS ... ..	...	...	...	...	...	...	...	...	...	9	9	...	...	...	...	...	...	...
NORTH-WEST PROVINCES ... ..	21	16	5	66	38	28	44	27	17	123	98	25	42	36	6	451	354	97
ODDH ... ..	3	3	...	1	...	1	1	1	...	...	...	...	11	10	1	75	51	24
PUNJAB ... ..	10	9	1	56	33	23	15	13	2	16	15	1	6	6	...	83	64	19
SINDH ... ..	3	...	3	4	2	2	...	...	...	1	1	...	9	9	...	1	1	...
TOTAL I ...	435	255	180	673	396	277	285	196	89	883	604	219	577	355	222	1,416	1,044	372
<b>II. Feudatory States.</b>																		
BARODA ... ..	1	1	...	2	2	...	...	...	...	2	1	1	...	...	...	80	63	17
BHUTAN ... ..	...	...	...	...	...	...	5	4	1	7	2	5	...	...	...	1	1	...
BOMBAY STATES ... ..	9	9	...	...	...	...	21	12	9	11	3	8	...	...	...	79	48	31
CENTRAL INDIA STATES ... ..	17	17	...	2	2	...	181	121	60	175	112	63	361	206	155	254	152	102
HYDERABAD (DECCAN) ... ..	71	46	25	244	141	103	...	...	...	...	...	...	...	...	...	7	3	4
KASHMIR ... ..	...	...	...	7	4	3	...	...	...	...	...	...	...	...	...	...	...	...
MYSORE AND BANGA- LORE ... ..	8,236	3,253	4,943	10,104	6,360	3,744	338	172	166	595	324	271	1,153	540	604	251	136	115
NEPAL ... ..	1	1	...	1	1	...	6	1	5	2	1	1	...	...	...	49	28	21
RAJPUTANA STATES ... ..	15	12	3	5	3	2	6	3	3	9	6	3	27	22	5	25	21	4
TOTAL II ...	8,350	3,379	4,971	10,365	6,513	3,852	557	313	244	801	449	352	1,541	777	764	746	452	294
<b>III. French Settle- ments.</b>																		
KARikal ... ..	6	3	3	...	...	...	53	27	26	3,601	1,258	2,343	65	28	37	7	5	2
MAHE ... ..	...	...	...	...	...	...	1	1	...	1	...	1	...	...	...	...	...	...
PONDICHERY ... ..	103	54	49	29	12	17	8,597	3,548	5,049	1,575	715	860	582	297	285	601	325	276
YANAM ... ..	...	...	...	...	...	...	1	1	...	...	...	...	...	...	...	...	...	...
UNSPECIFIED ... ..	...	...	...	3	3	...	...	...	...	297	119	178	4	2	2	...	...	...
TOTAL III ...	109	57	52	32	15	17	8,652	3,577	5,075	5,474	2,092	3,382	651	327	324	608	330	278
<b>IV. Portuguese Settlements.</b>																		
Diu ... ..	...	...	...	...	...	...	...	...	...	...	...	...	...	...	...	...	...	...
GOA ... ..	11	11	...	10	9	1	1	1	...	31	31	...	11	11	...	45	43	2
TOTAL IV ...	11	11	...	10	9	1	1	1	...	31	31	...	11	11	...	45	43	2
INDIA UNSPECIFIED ... ..	9	4	5	24	...	24	2	2	...	14	7	7	...	...	...	1	...	1
TOTAL, SECTION B ...	8,914	3,706	5,208	11,104	6,933	4,171	9,497	4,069	5,408	7,203	3,243	3,900	2,780	1,470	1,310	2,816	1,869	947

Table XI.

129

BIRTH PLACE—  
IN INDIA BEYOND  
THE PRESIDENCY.

TABLE XI.

Birth Place. Section B.—PROVINCES OR STATES IN INDIA BEYOND  
THE PRESIDENCY—continued.

PROVINCE OR STATE WHERE BORN.	DISTRICT OR STATE WHERE ENUMERATED.																	
	Tinnevely.			Malabar.			South Canara.			Pudukkottai State.			Bangalore State.			Saurashtra State.		
	Persons.	Males.	Females.	Persons.	Males.	Females.	Persons.	Males.	Females.	Persons.	Males.	Females.	Persons.	Males.	Females.	Persons.	Males.	Females.
	71	72	73	74	75	76	77	78	79	80	81	82	83	84	85	86	87	88
<b>I. British Territory.</b>																		
ADEN ...	...	...	...	...	...	...	...	...	...	...	...	...	...	...	...	...	...	...
AJMER-MERWARA ...	...	...	...	4	4	...	...	...	...	...	...	...	...	...	...	...	...	...
ANDAMAN AND NICOBAR ISLANDS ...	...	...	...	2	2	...	1	1	...	...	...	...	...	...	...	...	...	...
ASSAM ...	2	1	1	5	2	3	2	1	1	...	...	...	...	...	...	...	...	...
BALUCHISTAN ...	...	...	...	4	4	...	1	1	...	...	...	...	...	...	...	...	...	...
BENGAL ...	87	70	17	327	309	18	101	78	23	50	41	9	1	1	...	1	1	...
BEHAR ...	1	1	...	...	...	...	...	...	...	...	...	...	...	...	...	...	...	...
BOMBAY ...	364	294	70	3,351	3,014	337	3,075	2,204	871	30	20	10	3	2	1	140	41	99
BURMA ...	10	2	8	28	12	16	4	3	1	7	5	2	...	...	...	...	...	...
CENTRAL PROVINCES ...	53	43	10	204	142	62	32	16	16	9	8	1	1	...	1	2	1	1
COORG ...	7	5	2	200	139	61	157	104	53	2	1	1	...	...	...	1	1	...
LACCADIVE ISLANDS ...	...	...	...	279	274	5	3,409	1,676	1,733	...	...	...	...	...	...	...	...	...
NORTH-WEST PROVINCES ...	132	109	23	133	93	41	41	35	6	21	16	5	13	11	2	8	8	...
ODISH ...	20	9	11	27	24	3	10	8	2	...	...	...	...	...	...	...	...	...
PUNJAB ...	36	27	9	43	38	5	20	19	1	...	...	...	6	6	...	...	...	...
SINDH ...	...	...	...	4	4	...	1	1	...	...	...	...	...	...	...	...	...	...
<b>TOTAL I</b> ...	<b>712</b>	<b>561</b>	<b>151</b>	<b>4,611</b>	<b>4,090</b>	<b>551</b>	<b>6,854</b>	<b>4,147</b>	<b>2,707</b>	<b>119</b>	<b>91</b>	<b>28</b>	<b>24</b>	<b>20</b>	<b>4</b>	<b>152</b>	<b>52</b>	<b>100</b>
<b>II. Feudatory States.</b>																		
BARODA ...	2	2	...	21	17	4	6	6	...	...	...	...	...	...	...	10	6	4
BHUTAN ...	...	...	...	...	...	...	...	...	...	...	...	...	...	...	...	...	...	...
BOMBAY STATES ...	...	...	...	...	...	...	61	59	2	...	...	...	...	...	...	33	15	18
CENTRAL INDIA STATES ...	3	2	1	28	22	6	10	9	1	2	1	1	...	...	...	...	...	...
HYDERABAD (DECCAN) ...	65	36	29	271	148	123	31	22	9	28	14	14	103	64	39	107	28	79
KASHMIR ...	...	...	...	...	...	...	...	...	...	...	...	...	...	...	...	...	...	...
MYSORE AND RANGA- LORE ...	110	56	54	4,468	2,726	1,742	2,404	1,708	696	70	35	35	6	...	6	77	32	45
NEPAL ...	...	...	...	...	...	...	5	3	2	...	...	...	...	...	...	...	...	...
RAJPUTANA STATES ...	10	10	...	25	15	10	3	3	...	...	...	...	...	...	...	1	1	...
<b>TOTAL II</b> ...	<b>190</b>	<b>106</b>	<b>84</b>	<b>4,513</b>	<b>2,928</b>	<b>1,885</b>	<b>2,520</b>	<b>1,810</b>	<b>710</b>	<b>100</b>	<b>50</b>	<b>50</b>	<b>109</b>	<b>64</b>	<b>45</b>	<b>228</b>	<b>82</b>	<b>146</b>
<b>III. French Settle- ments.</b>																		
KARikal ...	2	...	2	...	...	...	...	...	...	8	5	3	...	...	...	...	...	...
MARÉ ...	3	3	...	51	12	39	11	6	5	...	...	...	...	...	...	...	...	...
PONDICHERY ...	85	49	36	12	8	4	...	...	...	24	14	10	...	...	...	...	...	...
YANAM ...	...	...	...	...	...	...	...	...	...	1	1	...	...	...	...	...	...	...
UNSPECIFIED ...	...	...	...	13	13	...	...	...	...	...	...	...	...	...	...	...	...	...
<b>TOTAL III</b> ...	<b>90</b>	<b>52</b>	<b>38</b>	<b>76</b>	<b>33</b>	<b>43</b>	<b>11</b>	<b>6</b>	<b>5</b>	<b>33</b>	<b>20</b>	<b>13</b>	...	...	...	...	...	...
<b>IV. Portuguese Settlements.</b>																		
DIU ...	...	...	...	...	...	...	39	39	...	...	...	...	...	...	...	...	...	...
GOA ...	5	5	...	190	172	18	359	329	30	...	...	...	...	...	...	...	...	...
<b>TOTAL IV</b> ...	<b>5</b>	<b>5</b>	...	<b>190</b>	<b>172</b>	<b>18</b>	<b>398</b>	<b>368</b>	<b>30</b>	...	...	...	...	...	...	...	...	...
INDIA UNSPECIFIED ...	7	5	2	89	86	3	2	2	...	...	...	...	...	...	...	...	...	...
<b>TOTAL, SECTION B</b> ...	<b>1,004</b>	<b>729</b>	<b>275</b>	<b>9,779</b>	<b>7,279</b>	<b>2,500</b>	<b>9,785</b>	<b>6,333</b>	<b>3,452</b>	<b>252</b>	<b>161</b>	<b>91</b>	<b>133</b>	<b>84</b>	<b>49</b>	<b>380</b>	<b>134</b>	<b>246</b>





Table XI.  
BIRTH PLACE—  
IN ASIA  
BEYOND INDIA.

Birth Place. Section C.—COUNTRIES IN ASIA BEYOND INDIA—continued.

TABLE XI.

DISTRICT WHERE ENUMERATED.																																																																																																																																																																																																																																																																																																																																																																																																																																																																																																																																																																																																																																																																																																																																																																																																																																																																																																																																																																																													
BELLARY.						ANANTAPUR.						MADRAS.						CHINGLEPUT.						NORTH ARCOT.						SALEM.						COIMBATORE.						NILGIRIS.						SOUTH ARCOT.						TANJORE.																																																																																																																																																																																																																																																																																																																																																																																																																																																																																																																																																																																																																																																																																																																																																																																																																																																																																																																																							
Persons.			Males.			Females.			Persons.			Males.			Females.			Persons.			Males.			Females.			Persons.			Males.			Females.			Persons.			Males.			Females.			Persons.			Males.			Females.																																																																																																																																																																																																																																																																																																																																																																																																																																																																																																																																																																																																																																																																																																																																																																																																																																																																																																																																										
35	36	37	38	39	40	41	42	43	44	45	46	47	48	49	50	51	52	53	54	55	56	57	58	59	60	61	62	63	64	...	...	...	...	...	...	...	...	...	...	...	...	...	...	...	...	...	...	...	...	...	...	...	...	...	...	...	...	...	...	...	...	...	...	...	...	...	...	...	...	...	...	...	...	...	...	...	...	...	...	...	...	...	...	...	...	...	...	...	...	...	...	...	...	...	...	...	...	...	...	...	...	...	...	...	...	...	...	...	...	...	...	...	...	...	...	...	...	...	...	...	...	...	...	...	...	...	...	...	...	...	...	...	...	...	...	...	...	...	...	...	...	...	...	...	...	...	...	...	...	...	...	...	...	...	...	...	...	...	...	...	...	...	...	...	...	...	...	...	...	...	...	...	...	...	...	...	...	...	...	...	...	...	...	...	...	...	...	...	...	...	...	...	...	...	...	...	...	...	...	...	...	...	...	...	...	...	...	...	...	...	...	...	...	...	...	...	...	...	...	...	...	...	...	...	...	...	...	...	...	...	...	...	...	...	...	...	...	...	...	...	...	...	...	...	...	...	...	...	...	...	...	...	...	...	...	...	...	...	...	...	...	...	...	...	...	...	...	...	...	...	...	...	...	...	...	...	...	...	...	...	...	...	...	...	...	...	...	...	...	...	...	...	...	...	...	...	...	...	...	...	...	...	...	...	...	...	...	...	...	...	...	...	...	...	...	...	...	...	...	...	...	...	...	...	...	...	...	...	...	...	...	...	...	...	...	...	...	...	...	...	...	...	...	...	...	...	...	...	...	...	...	...	...	...	...	...	...	...	...	...	...	...	...	...	...	...	...	...	...	...	...	...	...	...	...	...	...	...	...	...	...	...	...	...	...	...	...	...	...	...	...	...	...	...	...	...	...	...	...	...	...	...	...	...	...	...	...	...	...	...	...	...	...	...	...	...	...	...	...	...	...	...	...	...	...	...	...	...	...	...	...	...	...	...	...	...	...	...	...	...	...	...	...	...	...	...	...	...	...	...	...	...	...	...	...	...	...	...	...	...	...	...	...	...	...	...	...	...	...	...	...	...	...	...	...	...	...	...	...	...	...	...	...	...	...	...	...	...	...	...	...	...	...	...	...	...	...	...	...	...	...	...	...	...	...	...	...	...	...	...	...	...	...	...	...	...	...	...	...	...	...	...	...	...	...	...	...	...	...	...	...	...	...	...	...	...	...	...	...	...	...	...	...	...	...	...	...	...	...	...	...	...	...	...	...	...	...	...	...	...	...	...	...	...	...	...	...	...	...	...	...	...	...	...	...	...	...	...	...	...	...	...	...	...	...	...	...	...	...	...	...	...	...	...	...	...	...	...	...	...	...	...	...	...	...	...	...	...	...	...	...	...	...	...	...	...	...	...	...	...	...	...	...	...	...	...	...	...	...	...	...	...	...	...	...	...	...	...	...	...	...	...	...	...	...	...	...	...	...	...	...	...	...	...	...	...	...	...	...	...	...	...	...	...	...	...	...	...	...	...	...	...	...	...	...	...	...	...	...	...	...	...	...	...	...	...	...	...	...	...	...	...	...	...	...	...	...	...	...	...	...	...	...	...	...	...	...	...	...	...	...	...	...	...	...	...	...	...	...	...	...	...	...	...	...	...	...	...	...	...	...	...	...	...	...	...	...	...	...	...	...	...	...	...	...	...	...	...	...	...	...	...	...	...	...	...	...	...	...	...	...	...	...	...	...	...	...	...	...	...	...	...	...	...	...	...	...	...	...	...	...	...	...	...	...	...	...	...	...	...	...	...	...	...	...	...	...	...	...	...	...	...	...	...	...	...	...	...	...	...	...	...	...	...	...	...	...	...	...	...	...	...	...	...	...	...	...	...	...	...	...	...	...	...	...	...	...	...	...	...	...	...	...	...	...	...	...	...	...	...	...	...	...	...	...	...	...	...	...	...	...	...	...	...	...	...	...	...	...	...	...	...	...	...	...	...	...	...	...	...	...	...	...	...	...	...	...	...	...	...	...	...	...	...	...	...	...	...	...	...	...	...	...	...	...	...	...	...	...	...	...	...	...	...	...	...	...	...	...	...	...	...	...	...	...	...	...	...	...	...	...	...	...	...	...	...	...	...	...	...	...	...	...	...	...	...	...	...	...	...	...	...	...	...	...	...	...</





TABLE XI.

## Birth Place. Section D—COUNTRIES IN EUROPE.

COUNTRY WHERE BORN.		TOTAL BORN IN EACH COUNTRY.			DISTRICT WHERE ENUMERATED.																													
					GANJAM.			AGENCY, GANJAM.			VIZAGAPATAM.			AGENCY, VIZAGAPATAM.			GODAVARI.			AGENCY, GODAVARI.			KISTNA.			NELLORE.			CHIDAMPAR.			KITSBOOL.		
					Persons.	Males.	Females.	Persons.	Males.	Females.	Persons.	Males.	Females.	Persons.	Males.	Females.	Persons.	Males.	Females.	Persons.	Males.	Females.	Persons.	Males.	Females.	Persons.	Males.	Females.	Persons.	Males.	Females.			
1	2	3	4	5	6	7	8	9	10	11	12	13	14	15	16	17	18	19	20	21	22	23	24	25	26	27	28	29	30	31	32	33	34	
GREAT BRITAIN	...	9	5	3	41	31	10	1	1	...	104	83	21	1	1	...	60	37	23	5	5	...	63	35	18	21	15	6	13	6	7	16	13	2
ENGLAND AND WALES	...	6,009	4,104	844	...	...	...	...	...	...	...	...	...	...	...	...	...	...	...	...	...	...	...	...	...	...	...	...	...	...	...	...	...	...
SCOTLAND	...	438	348	90	4	4	...	...	...	22	16	6	...	...	...	19	17	2	...	...	...	4	2	2	4	4	...	1	1	...	2	1	1	
IRELAND	...	597	344	183	1	1	...	...	...	12	5	7	...	...	...	5	4	1	2	2	...	9	4	5	3	3	...	2	...	...	9	1	1	
CHANNEL ISLANDS	...	11	11	...	...	...	...	...	...	...	...	...	...	...	...	...	...	...	...	...	...	...	...	...	...	...	...	...	...	...	...	...	...	...
ISLE OF MAN	...	2	2	...	...	...	...	...	...	2	2	...	...	...	...	...	...	...	...	...	...	...	...	...	...	...	...	...	...	...	...	...	...	...
AUSTRIA	...	10	10	...	1	1	...	...	...	...	...	...	...	...	...	...	...	...	...	...	...	...	...	...	...	...	...	...	...	...	...	...	...	...
BELGIUM	...	19	13	6	...	...	...	...	...	...	...	...	...	...	...	...	...	...	...	...	...	...	...	...	...	...	...	...	...	...	...	...	...	...
CYPRUS	...	1	1	...	...	...	...	...	...	...	...	...	...	...	...	...	...	...	...	...	...	...	...	...	...	...	...	...	...	...	...	...	...	...
DENMARK	...	21	13	8	...	...	...	...	...	...	...	...	...	...	...	...	3	1	2	...	...	...	...	...	...	...	...	...	...	...	...	...	...	...
FRANCE	...	385	259	126	7	7	...	...	...	39	17	22	...	...	...	10	3	7	...	...	...	2	1	1	8	8	...	...	...	...	...	...	...	...
GERMANY	...	939	119	90	2	2	...	...	...	7	1	6	4	...	4	3	...	...	...	...	...	3	...	...	...	...	...	...	...	...	...	...	...	...
GIBRALTAR	...	2	2	...	...	...	...	...	...	1	1	...	...	...	...	...	...	...	...	...	...	...	...	...	...	...	...	...	...	...	...	...	...	...
GREECE	...	6	7	1	...	...	...	...	...	...	...	...	...	...	...	...	...	...	...	...	...	...	...	...	...	...	...	...	...	...	...	...	...	...
HOLLAND	...	11	11	...	...	...	...	...	...	...	...	...	...	...	...	...	...	...	...	...	...	...	...	...	...	...	...	...	...	...	...	...	...	...
ICELAND	...	1	1	...	1	1	1	...	...	...	...	...	...	...	...	...	...	...	...	...	...	...	...	...	...	...	...	...	...	...	...	...	...	...
ITALY AND SICILY	...	60	45	15	1	1	...	...	...	...	...	...	...	...	...	...	...	...	...	...	...	...	...	...	...	...	...	...	...	...	...	...	...	...
MAITA	...	6	4	2	...	...	...	...	...	2	2	...	...	...	...	...	...	...	...	...	...	...	...	...	...	...	...	...	...	...	...	...	...	...
NORWAY	...	5	2	3	...	...	...	...	...	1	1	...	...	...	...	...	...	...	...	...	...	...	...	...	...	...	...	...	...	...	...	...	...	...
PORTUGAL	...	24	24	...	...	...	...	...	...	...	...	...	...	...	...	...	...	...	...	...	...	...	...	...	...	...	...	...	...	...	...	...	...	...
RUSSIA	...	17	9	8	...	...	...	...	...	...	...	...	...	...	...	...	...	...	...	...	...	...	...	...	...	...	...	...	...	...	...	...	...	...
SPAIN	...	35	33	2	...	...	...	...	...	...	...	...	...	...	...	...	...	...	...	...	...	...	...	...	...	...	...	...	...	...	...	...	...	...
SWEDEN	...	26	18	8	...	...	...	...	...	...	...	...	...	...	...	...	...	...	...	...	...	...	...	...	...	...	...	...	...	...	...	...	...	...
SWITZERLAND	...	40	20	14	...	...	...	...	...	...	...	...	...	...	...	...	...	...	...	...	...	...	...	...	...	...	...	...	...	...	...	...	...	...
TURKEY	...	3	1	2	...	...	...	...	...	...	...	...	...	...	...	...	...	...	...	...	...	...	...	...	...	...	...	...	...	...	...	...	...	...
EUROPE UNSPECIFIED	...	74	50	15	2	2	...	...	...	7	7	...	4	4	...	4	4	...	...	...	...	18	10	...	7	7	...	2	...	...	...	...	...	...
TOTAL, SECTION D	...	6,981	5,550	1,421	60	47	13	1	1	...	201	138	63	9	5	4	109	60	40	7	7	...	94	63	31	43	29	14	18	9	9	18	14	4



Table XI.

BIRTH PLACE—  
IN EUROPE.

134

TABLE XI.

Birth Place. Section D—COUNTRIES IN EUROPE—continued.

[illegible]

TABLE XI.

## Birth Place. Section D—COUNTRIES IN EUROPE—continued.

COUNTRY WHERE BORN.	DISTRICT OR STATE WHERE ENUMERATED.														
	TRICHINOPOLY.			MADURAI.			Tinnevely.			MALABAR.			SOUTH CANARA.		
	Persons.	Males.	Females.	Persons.	Males.	Females.	Persons.	Males.	Females.	Persons.	Males.	Females.	Persons.	Males.	Females.
GREAT BRITAIN	...	...	...	...	...	...	...	...	...	...	...	...	...	...	...
ENGLAND AND WALES	74	47	27	...	...	...	...	...	...	...	...	...	...	...	...
SCOTLAND	6	6	1	...	...	...	...	...	...	...	...	...	...	...	...
IRELAND	1	1	...	...	...	...	...	...	...	...	...	...	...	...	...
CHANNEL ISLANDS	...	...	...	...	...	...	...	...	...	...	...	...	...	...	...
ISLE OF MAN	...	...	...	...	...	...	...	...	...	...	...	...	...	...	...
AUSTRIA	...	...	...	...	...	...	...	...	...	...	...	...	...	...	...
BELGIUM	1	...	1	...	...	...	...	...	...	...	...	...	...	...	...
CYPRUS	...	...	...	...	...	...	...	...	...	...	...	...	...	...	...
DENMARK	...	...	...	...	...	...	...	...	...	...	...	...	...	...	...
FRANCE	44	37	7	...	...	...	...	...	...	...	...	...	...	...	...
GERMANY	2	2	...	...	...	...	...	...	...	...	...	...	...	...	...
GIBRALTAR	...	...	...	...	...	...	...	...	...	...	...	...	...	...	...
GREECE	...	...	...	...	...	...	...	...	...	...	...	...	...	...	...
HOLLAND	...	...	...	...	...	...	...	...	...	...	...	...	...	...	...
ICELAND	...	...	...	...	...	...	...	...	...	...	...	...	...	...	...
ITALY AND SICILY	...	...	...	...	...	...	...	...	...	...	...	...	...	...	...
MALTA	...	...	...	...	...	...	...	...	...	...	...	...	...	...	...
NORWAY	...	...	...	...	...	...	...	...	...	...	...	...	...	...	...
PORTUGAL	...	...	...	...	...	...	...	...	...	...	...	...	...	...	...
RUSSIA	1	...	1	...	...	...	...	...	...	...	...	...	...	...	...
SPAIN	...	...	...	...	...	...	...	...	...	...	...	...	...	...	...
SWEDEN	...	...	...	...	...	...	...	...	...	...	...	...	...	...	...
SWITZERLAND	...	...	...	...	...	...	...	...	...	...	...	...	...	...	...
TURKEY	...	...	...	...	...	...	...	...	...	...	...	...	...	...	...
EUROPE UNSPECIFIED	...	...	...	...	...	...	...	...	...	...	...	...	...	...	...
TOTAL, SECTION D	129	92	37	157	125	32	119	85	34	673	567	76	103	70	33

Table XI.

BIRTH PLACE—  
IN EUROPE.



Table XI.  
—  
BIRTH PLACE—  
IN AFRICA.

TABLE XI.

Birth Place. Section E—COUNTRIES IN AFRICA.

[illegible]



TABLE XI.

## Birth Place. Section F—COUNTRIES IN AMERICA.

COUNTRY WHERE BORN.	TOTAL BORN IN EACH COUNTRY.	DISTRICT WHERE ENUMERATED.																	
		GANJAM.		AGENCY, GANJAM.		VIZAGAPATAM.		AGENCY, VIJAGAPATAM.		GODAVARI.		NELLORE.		CUDGAPUR.		KURNOOL.		HILLARY.	
		Persons.	Females.	Persons.	Females.	Persons.	Females.	Persons.	Females.	Persons.	Females.	Persons.	Females.	Persons.	Females.	Persons.	Females.	Persons.	Females.
1	3	4	6	7	9	6	9	10	11	12	13	14	15	16	17	18	19	20	21
BRAZIL	1	1	1	1	1	1	1	1	1	1	1	1	1	1	1	1	1	1	1
BRITISH GUIANA	1	1	1	1	1	1	1	1	1	1	1	1	1	1	1	1	1	1	1
CANADA	33	22	11	11	11	11	11	11	11	11	11	11	11	11	11	11	11	11	11
UNITED STATES	36	11	25	2	2	2	2	2	2	2	2	2	2	2	2	2	2	2	2
WEST INDIES	18	11	7	1	1	1	1	1	1	1	1	1	1	1	1	1	1	1	1
AMERICA UNSPECIFIED.	123	54	69	3	1	2	2	2	2	2	2	2	2	2	2	2	2	2	2
TOTAL, SECTION F.	212	100	112	5	1	4	4	6	6	18	7	11	18	21	17	26	0	17	1

## DISTRICT OR STATE WHERE ENUMERATED.

COUNTRY WHERE BORN.	NORTH ARCOOT.	SALEM.	COMBATORE.	NILGIRIS.	SOUTH ARCOOT.	TANJORE.	TRICHING-POLY.	MADURA.	TIRUNEVELLY.	MALABAR.	SOUTH CANADA.	PUDUCHÉRY STATE.	BANGALORE STATE.	SANDUR STATE.
	Persons.	Females.	Persons.	Females.	Persons.	Females.	Persons.	Females.	Persons.	Females.	Persons.	Females.	Persons.	Females.
47	48	40	50	51	52	53	54	55	56	57	58	59	60	61
BRAZIL	1	1	1	1	1	1	1	1	1	1	1	1	1	1
BRITISH GUIANA	1	1	1	1	1	1	1	1	1	1	1	1	1	1
CANADA	5	5	5	5	5	5	5	5	5	5	5	5	5	5
UNITED STATES	3	1	2	1	1	1	1	1	1	1	1	1	1	1
WEST INDIES	3	1	2	1	1	1	1	1	1	1	1	1	1	1
AMERICA UNSPECIFIED.	3	1	2	1	1	1	1	1	1	1	1	1	1	1
TOTAL, SECTION F.	8	1	7	1	1	1	1	1	1	1	1	1	1	1

Table XI.

## BIRTH PLACE—IN AMERICA.



Table XI.  
BIRTH PLACE—  
IN AUSTRALASIA  
AND AT SEA.

TABLE XI.

Birth Place. Section G—COUNTRIES IN AUSTRALASIA.

COUNTRY WHERE BORN.	TOTAL BORN IN EACH COUNTRY.		DISTRICT WHERE ENUMERATED.																			
			GANJAM.				VIZAGAPATAM.				AGENCY, VIJAGAPATAM.				GODAVARI.				KISTNA.			
			Persons.	Males.	Females.	Persons.	Males.	Females.	Persons.	Males.	Females.	Persons.	Males.	Females.	Persons.	Males.	Females.	Persons.	Males.	Females.	Persons.	Males.
1	2	3	4	5	6	7	8	9	10	11	12	13	14	15	16	17	18	19	20	21	22	23
AUSTRALIA	78	38	40																			
NEW SOUTH WALES	1	1																				
NEW ZEALAND	9	3	6																			
TASMANIA	4	2																				
TOTAL, SECTION G	92	44	48																			

DISTRICT OR STATE WHERE ENUMERATED.

COUNTRY WHERE BORN.			NORTH ARCOOT.				SALEM.				COIMBATORE.				NILGIRIS.				SOUTH ARCOOT.			
			Persons.	Males.	Females.	Persons.	Males.	Females.	Persons.	Males.	Females.	Persons.	Males.	Females.	Persons.	Males.	Females.	Persons.	Males.	Females.	Persons.	Males.
			47	48	49	50	51	52	53	54	55	56	57	58	59	60	61	62	63	64	65	66
AUSTRALIA	3	1	2																			
NEW SOUTH WALES																						
NEW ZEALAND	1	1																				
TASMANIA																						
TOTAL, SECTION G	4	3	2	9	1	8	1	1														

Birth Place. Section H—BORN AT SEA.

DISTRICT OF ENUMERATION.	DISTRICT OF ENUMERATION—continued.		BORN AT SEA.			
			Persons.		Males.	
			Persons.	Males.	Females.	Persons.
1			2	3	4	5
GODAVARI						
KURNOOL						
MADRAS						
TOTAL, SECTION H			11	7	4	4

---

TABLE XI.

---

BIRTH PLACE. PART II.—CITIES.

---



**BIRTH PLACE—CITIES—  
IN MADRAS  
PRESIDENCY**

[illegible]



Table XI.  
BIRTH PLACE.—CITIES—  
IN INDIA BEYOND  
THE PRESIDENCY.

TABLE XI.  
Birth Place. Cities. Section B—PROVINCES OR STATES IN INDIA BEYOND THE PRESIDENCY.

PROVINCE OR STATE WHERE BORN.		CITY WHERE ENUMERATED.																													
		BELLARY.			CALCUTTA.			COIMBATORE.			CUDDALORE.			KUMBAKONAM.			MADURAI.			NEGAPATAM.			SALEM.			TANJORE.			TRICHINOPOLY.		
		Persons.	Males.	Females.	Persons.	Males.	Females.	Persons.	Males.	Females.	Persons.	Males.	Females.	Persons.	Males.	Females.	Persons.	Males.	Females.	Persons.	Males.	Females.	Persons.	Males.	Females.	Persons.	Males.	Females.	Persons.	Males.	Females.
1	2	3	4	5	6	7	8	9	10	11	12	13	14	15	16	17	18	19	20	21	22	23	24	25	26	27	28	29	30	31	
I.—British Territory.																															
ALMER-MERWARA					3																										
ASSAM																															
BALUCHISTAN																															
BENGAL																															
BERRAR																															
BOMBAY		34	30	4	11	1,860	1,049	211	93	58	35	40	23	17	15	9	109	80	29	23	12	11	85	70	15	61	38	23	71	44	27
BURMA		772	456	316	12	11	4	2	9	1	8	9	5	4	2	1	4	2	2	15	8	7	4	2	2	2	2	2	6	2	3
CENTRAL PROVINCES		512	310	202	20	9	11	14	7	6	6	2	2	4	7	3	17	11	6	22	19	3	9	5	4	16	9	7	262	138	124
COORG		6	6		5		1	4	1	2												2	2			4	2	2	21	12	9
LACCADIVE ISLANDS					207		205	2												9	9										
NORTH-WEST PROVINCES		44	34	10	55		38	17	8	8	22	11	11	4	3	1	48	32	16	5	4	1				7	6	1	23	20	3
ODISH					3		2	1									10	6	4				1	1					4	4	
PUNJAB		19	19		4		2	2			11	10	1	4	3	1	7	7		10	10										
SINDH					2		2																11	5	6	1	1		9	9	
TOTAL I		1,410	867	543	1,574	1,321	253	152	93	59	142	96	46	40	22	18	210	151	59	335	308	27	124	91	33	96	61	35	415	245	170
II.—Feudatory States.																															
BARODA		2	2		1																										
BOMBAY STATES		20	13	7																											
CENTRAL INDIA STATES		4	4		3																										
HYDERABAD (DECCAN)		1,469	869	600	13	5	8	21	10	11	31	15	16	19	11	8	71	43	28	26	16	10	29	12	17	51	32	19	249	134	115
MYSORE AND BANGALORE		1,345	719	626	66		35	31	98	102	65	33	32	40	53	36	65	38	27	71	36	35	150	68	82	136	83	53	863	416	447
NEPAL		1	1								2	1	1																		
RAJPUTANA STATES		237	186	41	1						5	2	3	6	4	1	8	7	1				2	2		1	1	1	20	18	2
TOTAL II		3,068	1,794	1,274	84	44	40	221	108	113	107	54	53	113	68	45	145	89	56	98	52	46	181	82	69	192	117	75	1,132	568	564
III.—French Settlements.																															
KARIKAL		1	1																												
MAHE					4		3	3	2	1	37	24	13	67	28	30				329	138	191				23	7	16	32	11	21
PONDICHERY		10	9	1	2	1	1	47	19	28	1,941	863	1,078	99	42	57	26	13	15	317	191	126	35	17	18	57	26	31	216	100	116
UNSPECIFIED					4		4																								
TOTAL III		11	10	1	10	8	2	50	21	29	1,979	888	1,091	166	70	96	26	13	15	647	329	318	35	17	18	80	33	47	248	111	137
IV.—Portuguese Settlements.																															
GOA		7	7		44		35																								
INDIA UNSPECIFIED		1	1					7	2	5																					
TOTAL, SECTION B		4,497	2,979	1,518	1,712	1,408	304	430	224	206	2,328	1,038	1,190	329	170	150	394	262	132	1,098	707	301	345	195	160	382	218	164	1,806	935	871



**BIRTH PLACE.—CITIES—  
IN ASIA BEYOND  
INDIA AND IN EUROPE**

BIRTH PLACE. Cities. Section C-COUNTRIES IN ASIA BEYOND INDIA.

CITY WHERE ENUMERATED.																															
COUNTRY WHERE BORN.	BELLARY.			CALCUT.			COIMBATORE.			CUTTACK.			KUMBHAKONAM.			MADURA.			NEGAPATNAM.			SALEM.			TANJORE.			TRICHINOPOLY.			
	Persons.	Males.	Females.	Persons.	Males.	Females.	Persons.	Males.	Females.	Persons.	Males.	Females.	Persons.	Males.	Females.	Persons.	Males.	Females.	Persons.	Males.	Females.	Persons.	Males.	Females.	Persons.	Males.	Females.				
1	2	20	4	5	9	7	2	9	9	10	11	12	13	14	15	16	17	18	19	20	21	22	23	24	25	26	27	28	29	30	31
AFGHANISTAN	1	1				1	2	3			6	6					12	8	4							4					
ARABIA					327	326											1	1													
ARIZONA					5	4		13	12	1	15	7	8	6	6	1	37	19	18	87	64	23	2	2		46	17	28	105	52	53
CHINA							1	1												5	5					1					
FRENCH COCHIN CHINA																															
JAPAN																															
JAVA AND SUMATRA											4	3	1	2	2					4		4									
MALDIVES ISLANDS											10	3	7							10	10										
SIAM											10	3	7							2	2										
STRAITS SETTLEMENTS				3		3					10	6	6	2	1	1				24	18	6	3	3		5	3	2	1		1
SYRIA											1	1																			
TOTAL, SECTION C.	1	1		335	330	5	17	16	1	46	25	21	21	10	8	2	50	28	22	134	101	33	6	6		55	25	30	106	52	54

BIRTH PLACE. Cities. Section D—COUNTRIES IN EUROPE.

	551	505	46	105	101	4	31	20	11	36	31	5	2	1	1	19	11	8	52	42	10	6	4	2	10	7	8	74	47	27
ENGLAND	...	...	...	...	101	4	...	...	...	...	...	...	...	...	...	...	...	...	...	...	...	...	...	...	...	...	...	...	...	...
WALES	...	...	...	...	1	...	...	...	...	...	...	...	...	...	...	...	...	...	...	...	...	...	...	...	...	...	...	...	...	...
SCOTLAND	...	...	...	...	5	...	4	2	2	7	7	...	...	...	...	12	8	4	20	19	1	1	1	...	...	...	...	...	...	...
IRELAND	...	...	...	...	3	...	6	3	3	5	5	...	...	...	...	2	1	1	6	6	...	...	...	...	...	...	...	...	...	...
AUSTRIA	...	...	...	...	...	...	...	...	...	...	...	...	...	...	...	...	...	...	...	...	...	...	...	...	...	...	...	...	...	...
BELGIUM	...	...	...	...	...	...	...	...	...	...	...	...	...	...	...	...	...	...	...	...	...	...	...	...	...	...	...	...	...	...
DENMARK	...	...	...	...	...	...	...	...	...	...	...	...	...	...	...	...	...	...	...	...	...	...	...	...	...	...	...	...	...	...
FRANCE	...	...	...	...	...	...	...	...	...	...	...	...	...	...	...	...	...	...	...	...	...	...	...	...	...	...	...	...	...	...
GERMANY	...	...	...	...	...	...	...	...	...	...	...	...	...	...	...	...	...	...	...	...	...	...	...	...	...	...	...	...	...	...
GREECE	...	...	...	...	...	...	...	...	...	...	...	...	...	...	...	...	...	...	...	...	...	...	...	...	...	...	...	...	...	...
ITALY AND SICILY	...	...	...	...	...	...	...	...	...	...	...	...	...	...	...	...	...	...	...	...	...	...	...	...	...	...	...	...	...	...
MALTA	...	...	...	...	...	...	...	...	...	...	...	...	...	...	...	...	...	...	...	...	...	...	...	...	...	...	...	...	...	...
RUSSIA	...	...	...	...	...	...	...	...	...	...	...	...	...	...	...	...	...	...	...	...	...	...	...	...	...	...	...	...	...	...
SPAIN	...	...	...	...	...	...	...	...	...	...	...	...	...	...	...	...	...	...	...	...	...	...	...	...	...	...	...	...	...	...
SWEDEN	...	...	...	...	...	...	...	...	...	...	...	...	...	...	...	...	...	...	...	...	...	...	...	...	...	...	...	...	...	...
EUROPE UNSPECIFIED	...	...	...	...	...	...	...	...	...	...	...	...	...	...	...	...	...	...	...	...	...	...	...	...	...	...	...	...	...	...
TOTAL, SECTION D	682	565	56	133	125	8	67	35	32	103	94	9	7	6	1	41	24	17	86	74	12	9	7	2	18	10	8	117	83	34







---

## TABLE XII.

---

### PART I.—INFIRMITIES BY AGE.

### PART II.—INFIRMITIES BY DISTRICTS.

---

NOTE.—Of the insane, 110 (66 males and 44 females) were also deaf-mutes, 1 (male) was also both deaf-mute and blind, 28 (18 males and 10 females) were also blind and 3 (2 males and 1 female) were also lepers. In addition, 68 (43 males and 25 females) of the deaf-mutes were also blind and 10 (7 males and 3 females) also lepers, and finally 20 (17 males and 3 females) of the blind were also lepers. Persons suffering from two infirmities are shown under both of them.



Table XII.

INFIRMITIES BY  
AGE AND DISTRICTS.

146

TABLE XII.

## Part I.—Infirmities by Age.

(Includes Infirmities in Feudatories.)

AGE.	POPULATION AFFLICTED.			INSANE.			DEAF-MUTES.			BLIND.			LEPERS.		
	Persons.	Males.	Females.	Persons.	Males.	Females.	Persons.	Males.	Females.	Persons.	Males.	Females.	Persons.	Males.	Females.
1	2	3	4	5	6	7	8	9	10	11	12	13	14	15	16
0-1	154	82	72	6	5	1	14	6	8	134	71	63	...	...	...
1-2	93	53	40	3	1	2	14	11	3	73	39	34	3	2	1
2-3	326	182	144	2	...	2	137	74	63	179	105	74	9	4	5
3-4	679	372	307	26	16	10	396	206	190	254	151	103	9	4	5
4-5	1,033	578	455	31	19	12	695	397	299	301	164	137	11	3	8
Total 0-5	2,285	1,267	1,018	68	41	27	1,257	694	563	941	530	411	32	13	19
5-10	6,506	3,736	2,770	353	215	138	4,316	2,447	1,869	1,810	1,054	756	69	41	28
10-15	7,348	4,299	3,049	572	332	240	4,286	2,397	1,789	2,144	1,256	888	376	231	145
15-20	5,796	3,320	2,476	556	303	253	2,998	1,717	1,281	1,653	914	739	615	399	216
20-25	5,939	3,400	2,539	697	403	294	2,483	1,388	1,095	1,923	1,028	895	858	595	263
25-30	6,034	3,581	2,453	776	469	307	2,296	1,292	1,004	1,889	1,034	855	1,090	798	292
30-35	7,461	4,399	3,062	1,030	628	402	2,368	1,301	1,067	2,412	1,244	1,168	1,669	1,239	430
35-40	5,127	3,294	1,833	721	408	223	1,239	740	499	1,761	952	809	1,415	1,110	305
40-45	7,111	4,277	2,834	860	499	361	1,472	820	652	2,662	1,316	1,346	2,134	1,652	482
45-50	4,036	2,540	1,496	452	271	181	662	366	296	1,625	851	774	1,310	1,063	247
50-55	6,203	3,582	2,621	530	301	229	704	399	335	3,222	1,566	1,656	1,758	1,355	403
55-60	2,571	1,506	1,065	191	103	88	211	118	93	1,475	715	760	698	573	125
60 and over	13,472	6,450	7,022	470	228	242	589	307	282	10,892	4,791	6,101	1,539	1,138	401
TOTAL	79,889	45,651	34,238	7,276	4,291	2,985	24,881	14,056	10,825	34,409	17,251	17,158	13,563	10,207	3,356

## Part II.—Infirmities by Districts.

DISTRICT OR STATE.	POPULATION AFFLICTED.			INSANE.			DEAF-MUTES.			BLIND.			LEPERS.		
	Persons.	Males.	Females.	Persons.	Males.	Females.	Persons.	Males.	Females.	Persons.	Males.	Females.	Persons.	Males.	Females.
1	2	3	4	5	6	7	8	9	10	11	12	13	14	15	16
1. GANJAM ...	3,922	2,211	1,711	218	139	79	889	497	392	1,878	888	990	947	690	257
AGENCY, GANJAM ...	856	509	349	35	19	16	180	96	84	348	166	182	296	228	70
2. VIZAGAPATAM ...	4,746	2,515	2,231	547	303	244	1,588	868	720	1,735	725	1,010	905	637	268
AGENCY, VIZAGAPATAM ...	1,745	1,018	727	149	97	52	356	208	148	823	432	391	428	290	138
3. GÓDÁVARI ...	4,047	2,510	1,537	465	268	197	913	559	354	1,673	891	781	1,033	816	217
AGENCY, GÓDÁVARI ...	202	117	85	19	14	5	58	36	22	91	48	43	35	20	15
4. KISTNA ...	4,340	2,494	1,846	590	346	244	1,461	876	585	1,782	888	894	528	394	134
5. NELLORE ...	3,320	1,875	1,445	313	168	145	1,191	691	500	1,453	732	721	372	289	83
6. CUDDAPAH ...	2,727	1,532	1,195	257	156	101	1,126	639	487	1,212	636	576	140	106	34
7. KURNOOL ...	1,839	1,085	754	163	104	59	537	303	234	884	472	412	260	209	51
8. BELLARY ...	1,822	1,092	730	192	116	76	511	307	204	893	484	409	229	187	42
9. ANANTAPUR ...	1,765	1,015	750	146	89	57	579	344	235	967	525	442	79	61	18
10. MADRAS ...	1,298	900	398	476	355	121	152	92	60	281	158	123	393	299	94
11. CHINGLEPUT ...	2,427	1,479	948	113	59	54	965	560	405	757	397	360	597	468	129
12. NORTH ARCOT ...	4,687	3,188	1,499	323	213	110	1,441	947	494	1,673	1,012	661	1,258	1,019	239
13. SALEM ...	4,037	2,116	1,921	346	185	161	1,585	850	735	1,707	798	909	409	289	120
14. COIMBATORE ...	3,796	1,898	1,898	269	143	126	1,577	883	694	1,807	797	1,010	146	77	69
15. NILGIRIS ...	151	87	64	19	9	10	60	34	26	50	31	19	22	13	9
16. SOUTH ARCOT ...	5,421	3,182	2,239	317	177	140	1,601	971	830	2,010	998	1,012	1,309	1,049	260
17. TANJORE ...	4,053	2,373	1,680	298	177	121	1,690	949	731	1,267	619	648	814	633	181
18. TRICHINOPOLY ...	2,998	1,573	1,425	232	127	105	1,033	537	496	1,336	613	723	406	303	103
19. MADURA ...	5,178	2,752	2,426	499	237	172	1,700	899	801	2,501	1,206	1,295	582	420	162
20. TINNEVELLY ...	4,280	2,304	1,976	383	214	169	1,066	550	516	2,309	1,156	1,153	527	389	138
21. MALABAR ...	6,605	3,832	2,773	713	407	306	1,513	861	652	3,326	1,847	1,479	1,058	719	339
22. SOUTH CANARA ...	2,629	1,465	1,164	212	128	84	558	316	242	1,203	517	686	664	508	156
Total, British Territory.	78,893	45,122	33,771	7,204	4,250	2,954	24,520	13,873	10,647	33,965	17,036	16,929	13,439	10,113	3,326
PUDUKKÓTTAI ...	903	474	429	63	35	28	243	176	167	397	190	207	105	77	28
BANGANAPALLE ...	55	37	18	6	4	2	9	3	6	25	16	9	15	14	1
SANDUR ...	38	18	20	3	2	1	9	4	5	22	9	13	4	3	1
Total, Feudatories	996	529	467	72	41	31	361	183	178	444	215	229	124	94	30
Grand Total	79,889	45,651	34,238	7,276	4,291	2,985	24,881	14,056	10,825	34,409	17,251	17,158	13,563	10,207	3,356

---

TABLE XII-A.

---

INFIRMITIES BY CASTES, TRIBES OR RACES.

---

NOTE.—Sectarian, linguistic, occupational, territorial and titular terms, erroneously returned instead of caste or tribal names, are printed in *italics*.



Table XII-A.

INFIRMITIES BY  
CASTES, TRIBES  
OR RACES.

148

TABLE XII-A.

Infirmitities by Castes, Tribes or Races.

(Includes infirmitities in Feudatory States.)

CASTE, TRIBE OR RACE.	TOTAL INFIRMITIES.			INSANE.			DEAF-MUTE.			BLIND.			LEPER.		
	Persons.	Males.	Females.	Persons.	Males.	Females.	Persons.	Males.	Females.	Persons.	Males.	Females.	Persons.	Males.	Females.
1	2	3	4	5	6	7	8	9	10	11	12	13	14	15	16
<b>Hindu and Animist.</b>															
SECTION A—TAMIL.															
Agamudaiyan	651	377	274	45	27	18	241	143	98	276	147	129	89	60	29
Alavan	4	3	1	2	2	...	1	...	1	1	1	...	...	...	...
Ambalakaram	310	167	143	24	14	10	99	44	55	145	71	74	42	38	4
Ambattan	497	277	220	31	14	17	215	118	97	182	89	93	69	56	13
Andi	205	133	72	9	5	4	59	33	26	126	89	37	11	6	5
Bráhmán	1,084	627	457	146	111	35	258	145	113	516	251	265	164	120	44
Chetti	740	436	304	60	44	16	266	166	100	325	158	167	89	68	21
Dási	8	2	6	1	...	1	1	...	1	3	...	3	3	2	1
Idaiyan	1,554	873	682	81	46	35	509	277	232	656	308	348	308	241	67
Ilamagan	16	8	8	1	1	...	7	3	4	5	3	2	3	1	2
Irala	140	71	69	10	2	8	54	24	30	39	20	19	37	25	12
Kaikólan	745	404	281	53	34	19	267	162	105	289	154	135	136	114	22
Kallan	838	488	350	49	34	15	285	150	129	322	157	165	182	141	41
Kammálan	1,197	700	497	123	88	35	426	239	187	477	293	184	171	140	31
Kannakkan	122	83	39	7	3	4	37	26	11	45	30	15	33	24	9
Karaiyan	20	14	6	1	...	1	13	10	3	5	3	2	1	1	...
Kerumparattán	13	6	7	...	...	...	4	2	2	9	4	5	...	...	...
Katassan	2	2	...	1	1	...	...	...	...	...	...	...	1	1	...
Kavandan	12	4	8	1	1	...	3	...	3	...	3	5	...	...	...
Kóliyan	12	7	5	2	1	1	...	...	...	10	6	4	...	...	...
Kuravan	155	83	72	13	7	6	64	36	28	63	29	34	15	11	4
Kusavan	320	191	129	27	17	10	120	72	48	124	66	58	49	36	13
Kúttádi	9	4	5	...	...	...	6	1	5	1	1	...	2	2	...
Mahimán	153	76	77	10	6	4	51	28	28	68	32	36	24	15	9
Malasar	5	1	4	4	...	4	1	1	...	...	...	...	...	...	...
Malayáli	97	51	46	12	4	8	23	9	14	28	13	15	34	25	9
Maravan	602	326	276	49	25	24	155	80	75	317	162	155	81	59	22
Mélakkáran	23	13	10	1	...	1	6	6	...	10	3	7	6	4	2
Mondi	2	1	1	1	1	...	1	...	1	...	...	...	...	...	...
Mudugar	2	2	...	...	...	...	2	2	...	...	...	...	...	...	...
Múppen	14	9	5	...	...	...	10	7	3	4	2	2	...	...	...
Muttiriyán	131	80	51	7	3	4	36	22	14	61	34	27	27	21	6
Nattaman	365	178	187	21	14	7	104	51	53	181	67	114	59	46	13
Náttán	14	8	6	...	...	...	6	2	4	6	4	2	2	2	...
Nókkán	14	8	6	1	...	1	...	...	...	9	4	5	4	4	...
Oc'chan	13	10	3	2	2	...	1	1	...	4	2	2	6	5	1
Pallan	1,564	758	806	96	44	52	516	242	274	749	317	432	203	155	48
Pallí	5,070	2,901	2,079	363	181	182	1,705	975	730	1,866	943	923	1,136	892	244
Pambakkáran	2	2	...	1	1	...	...	...	...	1	1	...	...	...	...
Pánán	3	3	...	...	...	...	1	1	...	...	...	...	2	2	...
Pandáram	110	60	50	9	8	1	33	17	16	51	21	30	17	14	3
Penikkan	87	48	39	6	5	1	22	13	9	47	21	26	12	9	3
Panisavan	29	20	9	...	...	...	12	6	6	12	9	3	5	5	...
Puraiyan	3,693	2,080	1,607	177	91	86	1,174	602	512	1,558	725	833	784	608	176
Pariváram	35	19	16	3	2	1	4	3	1	20	9	11	8	5	3
Pattansavan	55	36	19	...	...	...	19	12	7	16	8	8	20	16	4
Pattapu	19	10	9	2	1	1	10	5	5	5	3	2	2	1	1
Pulaiyan	5	2	3	1	1	...	3	1	2	1	...	1	...	...	...
Púlván	15	9	6	1	1	...	...	...	...	14	8	6	...	...	...
Sáyakkáran	8	6	2	...	...	...	2	...	2	5	5	...	1	1	...
Sembadavan	142	73	69	12	7	5	64	26	28	53	29	24	23	11	12
Semmán	12	10	2	...	...	...	...	...	...	11	9	2	1	1	...
Sémikkudaiyán	80	54	26	2	...	2	35	22	13	24	14	10	19	18	1
Shánán	960	525	435	60	21	39	314	177	137	511	259	252	95	68	27
Sodáman	70	40	30	2	1	1	28	18	10	34	15	19	6	6	...
Sódra	4	3	1	...	...	...	...	...	...	3	2	1	1	1	...
Tondamán	5	2	3	...	...	...	...	...	...	4	2	2	1	...	1
Udaiyán	26	13	13	1	...	1	14	7	7	8	5	3	3	1	2
Uppúliyan	78	42	36	4	3	1	39	16	23	33	21	12	2	2	...
Úrali	89	51	38	5	4	1	36	17	19	31	18	13	17	12	5
Valaiyan	653	338	315	45	26	19	279	143	136	275	134	141	54	35	19
Vallamban	45	29	25	4	2	2	10	2	8	27	12	15	4	4	...
Valluvan	109	71	38	12	9	3	48	27	21	37	23	14	12	12	...
Valuvádi	24	13	11	1	...	1	12	8	4	10	4	6	1	1	...
Vániyan	545	347	201	55	34	21	165	101	64	172	92	80	156	120	36
Vannán	433	235	198	23	9	14	193	102	91	145	79	66	72	45	27
Védan	25	13	12	1	...	1	9	5	4	9	2	7	6	6	...
Vellála	4,862	2,713	2,149	389	227	162	1,817	1,017	800	1,962	919	1,043	714	550	164



Table XII-A.

149

INFIRMITIES BY  
CASTES, TRIBES  
OR RACES.

TABLE XII-A.

Infirmitities by Castes, Tribes or Races—continued.

(Includes infirmitities in Feudatory States.)

CASTE, TRIBE OR RACE.	TOTAL INFIRMITIES.			INSANE.			DEAF-MUTE.			BLIND.			LEPER.		
	Persons.	Males.	Females.	Persons.	Males.	Females.	Persons.	Males.	Females.	Persons.	Males.	Females.	Persons.	Males.	Females.
1	2	3	4	5	6	7	8	9	10	11	12	13	14	15	16
<b>Hindu and Animist—cont.</b>															
<b>SECTION A—TAMIL—cont.</b>															
Véttuvan .....	109	56	53	9	5	4	44	26	18	52	24	28	4	1	3
Yerravála .....	9	4	5	4	4	...	1	...	1	4	...	4	...	...	...
Yerukala .....	93	61	32	14	8	6	24	17	7	46	29	17	9	7	2
TOTAL, SECTION A .....	29,180	16,576	12,604	2,077	1,202	875	9,954	5,529	4,425	12,111	5,968	6,143	5,038	3,877	1,161
<b>SECTION B—TELEGU.</b>															
Agaru .....	12	7	5	5	3	2	2	1	1	3	1	2	2	2	...
Aiyarakam .....	37	15	22	4	3	1	17	5	12	9	1	8	7	6	1
Bagata .....	25	16	9	1	...	...	6	4	3	10	4	6	8	8	...
Baliya .....	2,211	1,296	915	205	115	90	779	452	327	922	499	423	305	230	75
Banda .....	1	1	...	...	...	...	...	...	...	1	1	...	...	...	...
Bestha .....	97	63	34	13	11	2	24	15	9	49	28	21	11	9	2
Bhatrázu .....	38	24	14	7	7	...	7	5	2	21	11	10	3	1	2
Bógam .....	64	33	31	6	4	2	14	7	7	33	12	21	11	10	1
Bóya .....	746	440	306	58	34	24	213	134	79	359	190	169	116	82	34
Bráhmau .....	1,038	595	443	155	110	45	299	177	122	517	257	200	67	51	16
Budubudakala .....	3	2	1	...	...	...	1	1	...	1	...	1	1	1	...
Chakkiliyan .....	816	421	395	42	20	22	302	166	136	351	164	187	121	71	50
Chenchu .....	13	6	7	3	2	1	1	...	1	5	2	3	4	2	2
Dammula .....	3	1	2	...	...	...	1	1	...	2	...	2	...	...	...
Dásari .....	74	42	32	14	9	5	22	14	8	29	13	16	9	6	3
Dévanga .....	575	301	274	73	44	29	192	100	92	260	118	142	50	39	11
Dommara .....	30	21	9	3	2	1	11	8	3	12	7	5	4	4	...
Gamalla .....	272	162	110	29	19	10	100	70	30	107	43	64	36	30	6
Gándla .....	112	67	45	14	8	6	36	20	16	49	30	19	13	9	4
Gavara .....	97	44	53	12	4	8	26	14	12	46	18	28	13	8	5
Golla .....	1,754	966	788	180	95	85	544	321	223	825	397	428	205	153	52
Gádala .....	4	3	1	1	...	1	...	...	...	1	1	...	2	2	...
Idiga .....	469	272	197	58	29	29	90	44	46	171	86	85	150	113	37
Indra .....	43	23	20	6	2	4	20	11	9	12	6	6	5	4	1
Jálári .....	77	46	31	11	5	6	19	12	7	42	26	16	5	3	2
Jannappan .....	190	104	86	22	14	8	83	49	34	72	31	41	13	10	3
Játápu .....	163	82	81	7	7	...	41	25	16	78	28	50	37	22	15
Jetti .....	4	2	2	2	2	...	...	...	...	2	...	2	...	...	...
Jógi .....	31	11	20	4	...	4	5	2	...	3	11	4	7	...	6
Kálingi .....	258	145	113	12	10	2	47	26	21	129	60	69	70	49	21
Kamma .....	1,736	943	793	170	102	68	649	350	290	806	399	407	111	92	10
Kamsala .....	679	451	228	86	63	23	266	170	87	246	148	98	81	61	20
Kápu .....	5,525	3,200	2,325	478	280	198	1,804	1,054	750	2,453	1,266	1,187	790	600	190
Karnabattu .....	21	9	12	3	1	2	3	...	3	12	6	6	3	2	1
Kómati .....	1,075	661	414	120	76	44	267	167	100	549	312	237	139	106	33
Konda Dora .....	126	64	62	9	7	2	31	16	15	48	18	30	38	23	15
Kóyi .....	126	77	49	12	10	2	24	18	6	63	33	30	27	16	11
Kummara .....	222	133	89	22	17	5	71	41	30	92	44	48	37	31	6
Kurni .....	20	14	6	6	3	2	5	4	1	7	4	3	3	3	...
Mádiga .....	1,514	877	637	149	78	71	462	262	200	641	330	311	262	207	55
Majjula .....	22	12	10	4	2	2	5	1	4	6	3	3	7	6	1
Mála .....	2,592	1,707	1,185	292	166	126	804	454	350	1,112	570	542	684	517	167
Mangala .....	368	218	150	48	28	20	101	52	43	149	79	70	70	53	17
Módara .....	46	21	25	9	6	3	22	10	12	12	4	8	3	1	2
Mutrácha .....	357	209	148	34	15	19	146	86	60	122	63	59	55	45	10
Nagaráru .....	27	17	10	1	1	...	6	6	...	12	4	8	8	6	2
Nagavásulu .....	75	43	32	15	9	6	26	16	10	13	4	9	21	14	7
Néce .....	7	7	...	...	...	...	3	3	...	4	...	...	...	...	...
Neyyala .....	29	18	11	8	6	2	10	7	3	10	5	5	1	...	1
Odde .....	775	430	345	65	26	39	332	200	132	306	149	157	72	55	17
Ójall .....	18	6	12	2	1	1	7	4	3	3	...	3	6	1	6
Panasa .....	2	1	1	...	...	...	2	1	1	...	...	...	...	...	...
Patra .....	33	20	18	4	2	2	16	7	9	15	8	7	3	3	...
Perike .....	42	29	13	3	2	1	17	11	6	12	7	5	10	9	1
Pio'ohigunta .....	22	10	12	1	1	...	13	6	7	8	3	5	...	...	...
Ráru .....	179	103	76	15	5	10	60	30	30	83	49	34	21	19	2
Sálápu .....	4	1	3	...	...	...	...	...	...	3	...	3	1	1	...
Sálo .....	790	403	387	106	63	43	286	152	134	318	128	190	80	60	20



Table XII-A.

INFIRMITIES BY  
CASTES, TRIBES  
OR RACES.

150

TABLE XII-A.

Infirmitities by Castes, Tribes or Races—continued.

(Includes infirmitities in Feudatory States.)

CASTE, TRIBE OR RACE.	TOTAL INFIRMITIES.			INSANE.			DEAF-MUTE.			BLIND.			LEPER.		
	Persons.	Males.	Females.	Persons.	Males.	Females.	Persons.	Males.	Females.	Persons.	Males.	Females.	Persons.	Males.	Females.
1	2	3	4	5	6	7	8	9	10	11	12	13	14	15	16
<b>Hindu and Animist— cont.</b>															
<b>SECTION B—TELUGU—cont.</b>															
Sāni	4	3	1	2	1	1							2	1	
Sātāni	80	48	32	11	8	3	18	11	7	39	22	17	12	7	5
Segidi	134	64	70	7	4	3	40	19	21	67	25	42	20	18	12
Tamballa	6	2	4				2		2	3	2	1	1		1
Telaga	860	471	389	79	43	36	257	136	121	396	163	203	128	99	29
Telikula	22	17	5	3	2	1	8	8		6	2	4	5	5	
Telaga	55	29	26				42	18	24	5	4	1	8	7	1
Togata	146	80	66	15	12	3	50	26	24	70	33	37	11	9	2
Tottiyān	212	134	78	19	13	6	90	56	34	87	54	33	16	11	5
Tsakala	752	411	341	80	39	41	226	131	97	279	129	150	165	112	53
Uppara	179	91	88	23	10	13	65	32	33	78	42	36	13	7	6
Vadugū	88	56	32	14	9	5	32	24	8	30	12	18	12	11	1
Vaisya	50	26	24	8	4	4	12	7	5	23	11	12	7	4	3
Velama	899	478	421	87	44	43	326	186	140	376	162	214	110	86	24
Viramusheti	8	5	3				4	3	1	2	1	1	2	1	1
Yānādi	171	93	78	6	1	5	71	41	30	56	25	31	38	26	12
Yāta	99	48	51	22	8	14	28	12	16	34	20	14	16	8	7
<b>TOTAL, SECTION B</b>	<b>29,759</b>	<b>16,951</b>	<b>12,808</b>	<b>2,984</b>	<b>1,725</b>	<b>1,259</b>	<b>9,613</b>	<b>5,537</b>	<b>4,076</b>	<b>12,785</b>	<b>6,415</b>	<b>6,370</b>	<b>4,377</b>	<b>3,274</b>	<b>1,103</b>
<b>SECTION C—MALAYĀLAM.</b>															
Ambalavāsi	37	17	20	4	2	2	8	4	4	20	9	11	5	2	3
Āndūrān	16	3	13				4	1	3	12	2	10			
Brāhman	51	32	19	13	9	4	16	10	6	18	9	9	4	4	
Chakkān	95	58	37	9	8	1	28	17	11	50	27	23	8	6	2
Chāliyan	48	28	20				6	5	1	38	20	18	4	3	1
Cheruman	731	378	353	13	6	7	94	43	51	464	233	231	160	96	64
Elayad	1	1		1	1										
Erumān	1	1								1	1				
Īḷuvān	244	132	112	20	9	11	46	23	23	156	85	71	22	15	7
Kaduppattan	62	42	20	6	3	3	14	12	2	22	13	9	20	14	6
Kannamālan	255	162	93	16	7	9	68	46	22	134	82	52	37	27	10
Kanisan	35	21	14	3		3	12	7	5	18	12	6	2	2	
Kāniyan	1		1							1		1			
Karimpālan	6	5	1	2	2		1	1		2	1	1	1	1	
Kāvutiyān	11	8	3	1	1		2	2		7	4	3	1	1	
Kōlayān	30	7	23				4	3	1	18	3	15	8	1	7
Kuric'chan	28	15	13	2	1	1	11	8	3	10	4	6	5	2	3
Kuruman	1	1											1	1	
Malayan	13	10	3	3	1	2	3	3		6	5	1	1	1	
Mannān	40	15	25	3	3		8	1	7	17		17	12	11	1
Mārayān	13	12	1	1	1					7	7		5	4	1
Māvīlān	5	3	2							5	3	2			
Mukkuvān	75	41	34	9	6	3	20	6	14	31	19	12	16	10	5
Mūssad	2	2		1	1					1	1				
Mūttān	26	16	10	2	1	1	9	6	3	9	5	4	6	4	2
Muvvāri	4	1	3				1	1		2		2	1		1
Nāyādi	1		1				1		1						
Nāyar	1,015	587	428	85	57	28	227	131	96	563	309	254	140	90	50
Pānan	33	20	13	2	2		10	6	4	21	12	9			
Paniyan	54	24	30	1	1		13	9	4	28	7	21	12	7	5
Paravan	11	7	4	2	1	1	5	3	2	4	3	1			
Pulluvan	3	1	2				3	1	2						
Sāmantan	11	5	6	3	2	1	8	3	5						
Tarakan	16	10	6	4	4		1		1	9	5	4	2	1	1
Tiyan	1,259	720	539	156	83	73	320	184	136	677	316	261	206	137	69
Tōlkollan	12	6	6	1		1	5	2	3	4	2	2	2	2	
Velakkattalavan	27	16	11	4	3	1	8	5	3	13	6	7	2	2	
Vēlan	8	3	5				3		3	3	1	2	2	2	
Veluttōdan	12	6	6				4	2	2	5	2	3	3	2	1
Vēttuvan	39	25	14				14	7	7	14	9	5	11	9	2
Yōgi Gurukkal	2		2							1		1	1		1
<b>TOTAL, SECTION C</b>	<b>4,334</b>	<b>2,441</b>	<b>1,893</b>	<b>367</b>	<b>215</b>	<b>152</b>	<b>977</b>	<b>552</b>	<b>423</b>	<b>2,291</b>	<b>1,217</b>	<b>1,074</b>	<b>699</b>	<b>457</b>	<b>242</b>

TABLE XII-A.

Infirmitities by Castes, Tribes or Races—*continued*.

(Includes infirmitities in Feudatory States.)

CASTE, TRIBE OR RACE.	TOTAL INFIRMITIES.			INSANE.			DEAF-MUTE.			BLIND.			LEPER.		
	Persons.	Males.	Females.	Persons.	Males.	Females.	Persons.	Males.	Females.	Persons.	Males.	Females.	Persons.	Males.	Females.
1	2	3	4	5	6	7	8	9	10	11	12	13	14	15	16
<b>Hindu and Animist—<i>cont.</i></b>															
SECTION D—CANARESE.															
Agasa ... ..	33	21	12	1	...	1	4	3	1	20	13	7	8	5	3
Anappan ... ..	43	21	22	2	2	...	4	1	3	32	13	19	5	5	...
Badaga ... ..	59	29	30	8	2	6	28	14	14	15	9	6	8	4	4
Banajiga ... ..	65	46	19	8	5	3	14	11	3	35	24	11	8	6	2
Bant ... ..	254	135	119	15	10	5	51	30	21	116	36	80	72	50	13
Bédaru ... ..	105	51	54	10	2	8	38	20	18	47	21	26	10	8	2
Bellara ... ..	1	1	...	...	...	...	...	...	...	1	1	...	...	...	...
Bhandári ... ..	53	34	19	...	...	...	13	8	5	25	14	11	15	12	3
Billava ... ..	318	182	136	18	10	8	62	33	29	140	57	83	98	82	16
Bráhmaṇ ... ..	262	139	123	37	26	11	55	34	21	145	60	85	25	19	6
Cháródi ... ..	5	...	5	...	...	...	3	...	3	2	...	2	...	...	...
Dévádiga ... ..	69	34	35	6	3	3	14	7	7	33	13	20	16	11	5
Gániga ... ..	43	23	20	6	4	2	9	4	5	17	6	11	11	9	2
Gatti ... ..	2	...	2	...	...	...	...	...	...	2	...	2	...	...	...
Ganda ... ..	92	55	37	12	6	6	19	14	5	42	22	20	19	13	6
Ganli ... ..	3	...	3	...	...	...	...	...	...	3	...	3	...	...	...
Gudigara ... ..	1	...	1	1	...	1	...	...	...	...	...	...	...	...	...
Halépaik ... ..	40	24	16	4	2	2	9	6	3	21	12	9	6	4	2
Hasala ... ..	1	...	1	...	...	...	...	...	...	1	...	1	...	...	...
Heggado ... ..	3	2	1	1	...	1	1	1	...	...	...	...	1	1	...
Holeya ... ..	357	194	163	12	8	4	71	36	35	146	66	80	128	84	44
Jangam ... ..	259	161	98	26	18	8	88	58	30	124	68	56	21	17	4
Kabbára ... ..	27	13	14	5	4	1	6	2	4	12	5	7	4	2	2
Kannadiyan ... ..	53	35	18	11	3	8	24	17	7	11	9	2	7	6	1
Náppiliyan ... ..	39	20	19	4	3	1	5	2	3	28	13	15	2	2	...
Kelasi ... ..	26	7	19	...	...	...	9	4	5	14	1	13	3	2	1
Koraga ... ..	17	12	5	...	...	...	3	2	1	9	6	3	5	4	1
Kótári ... ..	7	2	5	...	...	...	...	...	...	5	...	5	2	2	...
Kótegára ... ..	20	9	11	3	2	1	2	...	2	14	7	7	1	...	1
Kudiya ... ..	17	13	4	4	3	1	4	4	...	8	5	3	1	1	...
Kumbára ... ..	96	54	42	1	...	1	21	8	13	35	17	21	36	29	7
Kuruba ... ..	400	203	197	46	24	22	105	58	49	220	100	120	29	23	6
Kurumban ... ..	343	194	149	20	14	6	135	71	64	175	99	76	13	10	3
Lingáyá ... ..	250	139	111	25	16	9	86	52	34	113	48	65	26	23	3
Malava ... ..	9	4	5	...	...	...	3	1	2	5	2	3	1	1	...
Mogér ... ..	95	40	55	5	4	1	20	10	10	56	16	40	14	10	4
Molli ... ..	15	8	7	...	...	...	2	1	1	10	6	4	3	1	2
Nalakóyava ... ..	2	2	...	...	...	...	...	...	...	2	2	...	...	...	...
Pánára ... ..	1	1	...	...	...	...	1	1	...	...	...	...	...	...	...
Páñchála ... ..	105	56	49	6	2	4	30	20	10	54	23	31	15	11	4
Pombada ... ..	1	1	...	...	...	...	...	...	...	1	1	...	...	...	...
Sádar ... ..	17	7	10	1	1	...	7	2	5	8	3	5	1	1	...
Samagára ... ..	3	3	...	...	...	...	1	1	...	1	1	...	1	1	...
Sappaliga ... ..	7	4	3	...	...	...	...	...	...	7	4	3	...	...	...
Sólaga ... ..	5	2	3	1	1	...	...	...	...	3	1	2	1	...	1
Stánika ... ..	4	1	3	1	...	1	...	...	...	2	...	2	1	1	...
Toreya ... ..	21	14	7	...	...	...	9	6	3	11	7	4	1	1	...
Vakkuliga ... ..	134	53	81	5	2	3	27	10	17	92	34	58	10	7	3
TOTAL, SECTION D ...	3,782	2,040	1,733	305	177	128	983	550	433	1,866	845	1,021	628	477	151
SECTION E—ORISSA.															
Ália ... ..	42	26	16	...	...	...	9	5	4	24	14	10	9	7	2
Áruva ... ..	26	20	6	...	...	...	...	...	...	16	12	4	10	8	2
Badhóyi ... ..	43	26	17	2	3	...	11	5	6	15	8	7	15	11	4
Bávuri ... ..	199	104	95	...	...	...	29	16	13	106	51	55	64	37	27
Benia ... ..	26	14	12	1	1	...	9	3	6	9	6	3	7	4	3
Bháyipua ... ..	1	1	...	1	1	...	...	...	...	...	...	...	...	...	...
Bhómia ... ..	86	53	33	2	2	...	10	6	4	47	26	21	27	19	8
Boishnoba ... ..	2	2	...	...	...	...	1	1	...	1	1	...	...	...	...



Table XII-A.

INFIRMITIES BY  
CASTES, TRIBES  
OR RACES.

152

TABLE XII-A.

Infirmitities by Castes, Tribes or Races—*continued*.

(Includes infirmitities in Feudatory States.)

CASTE, TRIBE OR RACE.	TOTAL INFIRMITIES.			IN SANE.			DEAF-MUTE.			BLIND.			LEPER.		
	Persons.	Males.	Females.	Persons.	Males.	Females.	Persons.	Males.	Females.	Persons.	Males.	Females.	Persons.	Males.	Females.
1	2	3	4	5	6	7	8	9	10	11	12	13	14	15	16
<b>Hindu and Animist—<i>cont.</i></b>															
SECTION E—Orizá— <i>cont.</i>															
Bolási ... ..	18	11	7	...	...	...	1	...	1	13	7	6	4	4	...
Bosántiya ... ..	4	4	...	...	...	...	...	...	...	...	...	...	4	4	...
Bottada ... ..	110	61	49	5	4	1	14	7	7	77	42	35	14	8	6
Bráhmañ ... ..	316	213	103	32	26	6	60	39	21	118	67	51	106	81	25
Chinda ... ..	1	1	...	...	...	...	...	...	...	1	1	...	...	...	...
Chuditiya ... ..	5	3	2	1	1	...	...	...	...	3	1	2	1	1	...
Dandási ... ..	103	50	53	1	...	1	19	11	8	44	16	28	39	23	16
Dhakkado ... ..	5	2	3	...	...	...	1	...	1	3	1	2	1	1	...
Dhóhi ... ..	78	40	38	3	2	1	24	9	15	31	12	19	20	17	8
Dhúliya ... ..	3	2	1	...	...	...	1	1	...	1	...	1	1	1	...
Dolva ... ..	33	21	12	3	3	...	7	4	3	14	9	5	9	5	4
Dombó ... ..	157	102	55	20	15	5	35	21	14	73	42	31	29	24	5
Gaudo ... ..	287	155	132	5	3	2	68	34	34	145	66	79	69	52	17
Gayinta ... ..	6	2	4	...	...	...	...	...	...	5	1	4	1	1	...
Ghontora ... ..	2	...	2	...	...	...	...	...	...	2	...	2	...	...	...
Gódári ... ..	5	5	...	...	...	...	...	...	...	3	3	...	2	2	...
Godiya ... ..	29	19	10	...	...	...	7	2	5	16	12	4	6	5	1
Guni ... ..	3	2	1	...	...	...	1	1	...	1	...	1	1	1	...
Haddi ... ..	61	36	25	4	3	1	15	8	7	21	10	11	21	15	6
Jaggali ... ..	9	4	5	...	...	...	3	1	2	4	1	3	2	2	...
Karnam ... ..	62	35	27	14	7	7	17	13	4	26	10	16	5	5	...
Kéla ... ..	1	...	1	...	...	...	1	...	1	...	...	...	...	...	...
Kevuto ... ..	92	55	37	4	3	1	27	17	10	41	18	23	20	17	3
Khódura ... ..	16	8	8	...	...	...	3	2	1	11	5	6	2	1	1
Khoira ... ..	3	3	...	...	...	...	...	...	...	3	3	...	...	...	...
Koláta ... ..	6	5	1	2	2	...	3	2	1	1	1	...	...	...	...
Kondra ... ..	14	5	9	...	...	...	4	3	1	6	...	6	4	2	2
Konsari ... ..	1	1	...	...	...	...	...	...	...	1	1	...	...	...	...
Kottiya ... ..	10	8	2	1	1	...	4	4	...	2	2	...	3	1	2
Kudumo ... ..	43	26	17	3	3	...	13	9	4	23	12	11	4	2	2
Kumbháro ... ..	64	43	21	4	2	2	15	11	4	27	17	10	18	13	5
Lóhara ... ..	2	1	1	...	...	...	...	...	...	2	1	1	...	...	...
Mágura ... ..	2	2	...	...	...	...	...	...	...	...	...	...	2	2	...
Mahanti ... ..	18	13	5	...	...	...	...	...	...	10	7	3	8	6	2
Máli ... ..	31	24	7	8	6	2	3	3	...	14	11	3	6	4	2
Mattiya ... ..	11	4	7	...	...	...	...	...	...	4	...	4	7	4	3
Múli ... ..	1	...	1	1	...	1	...	...	...	...	...	...	...	...	...
Muni ... ..	4	3	1	...	...	...	...	...	...	1	...	1	3	3	...
Muriya ... ..	2	1	1	...	...	...	...	...	...	1	...	1	1	1	...
Noliya ... ..	3	1	2	...	...	...	1	1	...	2	...	2	...	...	...
Odiya ... ..	262	166	96	26	25	1	63	35	28	109	54	55	64	52	12
Omáito ... ..	12	5	7	2	...	2	5	2	3	2	1	1	3	2	1
Paldi ... ..	60	33	27	3	2	1	15	12	3	22	10	12	20	9	11
Pandito ... ..	1	...	1	...	...	...	...	...	...	1	...	1	...	...	...
Páno ... ..	112	62	50	7	3	4	36	19	17	37	10	18	32	21	11
Patra ... ..	3	2	1	...	...	...	2	2	...	1	...	1	...	...	...
Pentia ... ..	5	3	2	...	...	...	1	1	...	2	1	1	2	1	1
Pondra ... ..	34	19	15	...	...	...	7	5	2	14	4	10	12	10	3
Rávulo ... ..	13	9	4	...	...	...	5	4	1	5	2	3	3	3	...
Relli ... ..	34	24	10	4	2	2	9	6	3	6	4	4	13	12	1
Róna ... ..	162	60	42	5	2	3	6	3	3	65	35	20	26	20	6
Ronguni ... ..	26	14	12	2	2	...	5	3	2	9	1	8	10	8	2
Sámantiya ... ..	28	16	12	...	...	...	4	3	1	10	6	4	14	7	7
Sanjégi ... ..	1	...	1	...	...	...	...	...	...	...	...	...	1	...	1
Siolo ... ..	1	...	1	...	...	...	...	...	...	1	...	1	...	...	...
Sendi ... ..	66	49	17	6	5	...	17	10	7	27	20	7	17	14	8
Sonkari ... ..	4	3	1	...	...	...	4	3	1	...	...	...	...	...	...
Suddho ... ..	11	9	2	...	...	...	2	1	1	7	6	1	2	2	...
Sunnári ... ..	14	9	5	...	...	...	6	2	3	5	3	2	4	4	...
Telli ... ..	104	65	39	14	8	6	28	12	16	26	16	8	36	27	9
Tiyóro ... ..	4	2	2	1	1	...	1	...	1	2	1	1	...	...	...
Tobala ... ..	2	2	...	...	...	...	2	2	...	...	...	...	...	...	...
Tontí ... ..	6	2	4	...	...	...	1	...	1	4	1	3	1	1	...
TOTAL, SECTION E ...	2,951	1,771	1,180	186	137	40	634	364	270	1,325	683	642	806	587	219

TABLE XII-A.

Infirmities by Castes, Tribes or Races—continued.

(Includes infirmities in Feudatory States.)

CASTE, TRIBE OR RACE.	TOTAL INFIRMITIES.			INSANE.			DEAF-MUTE.			BLIND.			LEPER.		
	Persons.	Males.	Females.	Persons.	Males.	Females.	Persons.	Males.	Females.	Persons.	Males.	Females.	Persons.	Males.	Females.
1	2	3	4	5	6	7	8	9	10	11	12	13	14	15	16
<b>Hindu and Animist— cont.</b>															
SECTION F—OTHER LANGUAGES (MADEAS).															
Bépari ... ..	4	1	3	...	...	...	2	...	2	1	...	1	1	1	...
Bondili ... ..	29	19	10	9	4	5	7	4	3	9	7	2	4	4	...
Bráhmán ... ..	248	156	92	44	31	13	58	40	18	117	56	61	29	29	...
Chaptégára ... ..	2	2	...	...	...	...	...	...	...	1	1	...	1	1	...
Gadaba ... ..	78	39	39	8	4	4	20	8	12	38	18	20	12	9	3
Gond ... ..	9	4	5	...	...	...	...	...	...	7	2	5	2	2	...
Káitakankani ... ..	1	1	...	...	...	...	1	1	...	...	...	...	...	...	...
Katike ... ..	4	3	1	...	...	...	3	2	1	1	1	...	...	...	...
Káttu Mahráti ... ..	2	...	2	...	...	...	...	...	...	...	...	...	2	...	2
Khárví ... ..	11	3	8	1	...	1	3	...	3	7	3	4	...	...	...
Khatrí ... ..	2	1	1	...	...	...	2	1	1	...	...	...	...	...	...
Khond ... ..	698	411	287	47	26	21	142	78	64	254	124	130	255	183	72
Konkani ... ..	6	3	3	...	...	...	2	2	...	2	...	2	2	1	1
Kóts ... ..	7	2	5	3	1	2	...	...	...	4	1	3	...	...	...
Kshatriya ... ..	151	96	61	27	17	10	55	27	28	53	35	18	16	11	5
Kudubi ... ..	30	22	8	2	2	...	5	5	...	5	1	4	18	14	4
Lambáli ... ..	65	44	21	11	8	3	20	15	5	28	16	12	6	5	1
Mahráti ... ..	214	124	80	32	16	16	42	25	17	80	44	36	60	49	11
Méedri ... ..	5	5	...	4	4	...	...	...	...	1	1	...	...	...	...
Muc'chi ... ..	17	10	7	3	2	1	3	1	2	6	4	2	5	3	2
Nekkára ... ..	3	2	1	...	...	...	2	1	1	...	...	...	1	1	...
Patnulkáran ... ..	216	139	77	25	21	4	41	26	15	72	30	42	78	62	16
Poroja ... ..	212	126	86	23	13	10	35	25	10	106	59	47	48	29	19
Rájápurí ... ..	40	21	19	1	...	1	6	4	2	21	7	14	12	10	2
Rájput ... ..	44	22	22	11	9	2	14	6	8	18	7	11	1	...	1
Bangári ... ..	29	16	13	5	2	3	9	5	4	13	7	6	2	2	...
Savara ... ..	451	268	183	35	33	3	93	51	42	189	85	104	133	99	34
Sonagára ... ..	2	1	1	1	1	...	...	...	...	...	...	...	1	...	1
TOTAL, SECTION F— MADEAS LANGUAGES. }	2,580	1,545	1,035	293	194	99	565	327	238	1,033	509	524	689	515	174
SECTION F—OTHER LANGUAGES (FOREIGN).															
Bairági ... ..	7	4	3	2	2	...	...	...	...	5	2	3	...	...	...
Baniya ... ..	6	...	6	...	...	...	...	...	...	6	...	6	...	...	...
Bhátta ... ..	1	1	...	...	...	...	...	...	...	1	1	...	...	...	...
Dhér ... ..	2	2	...	1	1	...	1	1	...	...	...	...	...	...	...
Gócha ... ..	2	2	...	...	...	...	...	...	...	2	2	...	...	...	...
Gósáyi ... ..	2	2	...	1	1	...	...	...	...	...	...	...	1	1	...
Gujaráti ... ..	1	1	...	...	...	...	1	1	...	...	...	...	...	...	...
Káhar ... ..	1	1	...	...	...	...	...	...	...	...	...	...	1	1	...
Káyasath ... ..	1	...	1	...	...	...	...	...	...	1	...	1	...	...	...
Kóli ... ..	2	...	2	...	...	...	...	...	...	...	...	...	2	...	2
TOTAL, SECTION F— FOREIGN LANGUAGES. }	25	13	12	4	4	...	2	2	...	15	5	10	4	2	2
Caste not stated ... ..	13	8	5	6	4	2	1	1	...	3	1	2	3	2	1
Total, Hindu and Animist. }	72,624	41,354	31,270	6,222	3,658	2,564	22,729	12,862	9,867	31,429	15,643	15,786	12,244	9,191	3,053
Musalman.															
Arab ... ..	8	7	1	1	1	...	...	...	...	4	3	1	3	3	...
Dúdékula ... ..	119	60	59	8	5	3	66	31	35	36	15	21	9	9	...
Jónagan ... ..	4	...	4	...	...	...	...	...	...	1	...	1	3	...	3
Labba ... ..	887	501	386	129	81	48	291	156	135	362	183	179	165	81	24
Máppilla ... ..	1,921	1,160	761	276	149	127	479	268	211	869	509	360	297	234	63
Marakkáyar ... ..	15	8	7	3	1	2	4	2	2	6	3	3	2	2	...
Mémon ... ..	1	...	1	1	...	1	...	...	...	...	...	...	...	...	...
Moghal ... ..	26	21	5	2	1	1	5	4	1	3	1	2	16	15	1
Musalman ... ..	489	303	186	90	54	36	6	3	3	264	143	121	129	103	26
Naváyat ... ..	6	5	1	...	...	...	...	...	...	3	2	1	3	3	...



Table XII-A.

INFIRMITIES BY  
CASTES, TRIBES  
OR RACES.

154

TABLE XII-A.

Infirmities by Castes, Tribes or Races—*continued*.

(Includes infirmities in Feudatory States.)

CASTE, TRIBE OR RACE.	TOTAL INFIRMITIES.			INSANE.			DEAF-MUTE.			BLIND.			LEPER.		
	Persons.	Males.	Females.	Persons.	Males.	Females.	Persons.	Males.	Females.	Persons.	Males.	Females.	Persons.	Males.	Females.
1	2	3	4	5	6	7	8	9	10	11	12	13	14	15	16
<b>Musalman—cont.</b>															
Pathān ... ..	153	90	63	29	16	13	50	31	19	41	23	18	33	20	13
Saiyad ... ..	235	153	82	33	25	8	93	59	34	85	47	38	24	22	2
Sheik ... ..	1,207	742	465	154	109	45	496	292	204	379	196	183	178	145	33
Sectarian terms ... ..	13	8	5	3	2	1	9	5	4	...	...	...	1	1	...
<b>Total, Musalman</b> ...	<b>5,084</b>	<b>3,058</b>	<b>2,026</b>	<b>729</b>	<b>444</b>	<b>285</b>	<b>1,499</b>	<b>851</b>	<b>648</b>	<b>2,053</b>	<b>1,125</b>	<b>928</b>	<b>803</b>	<b>638</b>	<b>165</b>
<b>Christian.</b>															
Native Christian ... ..	2,199	1,269	930	225	131	94	617	324	293	885	465	420	472	349	123
Eurasian ... ..	117	65	52	71	41	30	5	3	2	14	4	10	27	17	10
English ... ..	3	1	2	1	...	1	...	...	...	2	1	1	...	...	...
European (unspecified) ... ..	19	13	6	17	12	5	...	...	...	...	...	...	2	1	1
French ... ..	4	1	3	3	...	3	...	...	...	1	1	...	...	...	...
Irish ... ..	1	1	...	...	...	...	...	...	...	1	1	...	...	...	...
Portuguese ... ..	1	1	...	...	...	...	...	...	...	...	...	...	1	1	...
<b>Total, Christian</b> ...	<b>2,344</b>	<b>1,351</b>	<b>993</b>	<b>317</b>	<b>184</b>	<b>133</b>	<b>622</b>	<b>327</b>	<b>295</b>	<b>903</b>	<b>472</b>	<b>431</b>	<b>502</b>	<b>308</b>	<b>134</b>
<b>Jain.</b>															
Jain ... ..	75	41	34	6	4	2	31	16	15	24	11	13	14	10	4
<b>Jew.</b>															
Jew ... ..	1	...	1	1	...	1	...	...	...	...	...	...	...	...	...
<b>Buddhist.</b>															
Singhalese ... ..	1	1	...	1	1	...	...	...	...	...	...	...	...	...	...
<b>Grand Total</b> ...	<b>80,129</b>	<b>45,805</b>	<b>34,324</b>	<b>7,276</b>	<b>4,291</b>	<b>2,985</b>	<b>24,881</b>	<b>14,056</b>	<b>10,825</b>	<b>34,409</b>	<b>17,251</b>	<b>17,158</b>	<b>13,683</b>	<b>10,207</b>	<b>3,356</b>

---

TABLE XIII.

---

CASTE, TRIBE, RACE OR NATIONALITY.  
PART I.—HINDU AND ANIMIST.

---

NOTE.—Linguistic, occupational, sectarian, territorial and titular terms are printed in *italics*.



Table XIII.

156

INDEX TO CASTE,  
TRIBE, ETC.

## TABLE XIII.

Caste, Tribe, Race, or Nationality.

## INDEX

SHOWING ALSO THE STRENGTH OF EACH CASTE, TRIBE, OR RACE.

Name of caste.	Total population.	Page.	Name of caste.	Total population.	Page.	Name of caste.	Total population.	Page.
African	1	200	Chāliyan	28,779	173	Irula	80,987	158
Agamudaiyan	317,877	158	Chamar	287	193	Italian	62	201
Agaru	1,285	165	Chandāla	1,201	183	Itē	184	167
Agarwala	68	193	Chaptēgāra	1,482	190			
Agasa	15,876	177	Chārōdi	1,108	178	Jaggali	5,254	185
Aiyarakam	18,200	165	Chembōtti	331	173	Jam	27,485	158 & 204
Alavan	1,791	158	Chenchu	7,164	166	Jalari	24,763	167
Alia	20,343	182	✓ Cheruman	253,347	173	Janappan	82,362	167
Ambalakāran	162,471	158	Chetti	289,457	158	Jangam	102,121	178
Ambalavāsi	17,663	173	Chinda	617	183	Japanese	3	204
Ambattan	199,965	158	Chinese	33	200, 204	Jātāpu	75,719	167
American	237	200				Jetti	1,484	167
Anappan	17,324	177	Chaditiya	4,063	183	Jew	35	201 & 204
Andi	87,545	158	Chuvāno	386	183	Jōgi	15,878	167
Andūrān	9,281	173	Corsican	1	200	Jōngan	8,646	196
Arab	1,102	196						
Arakala	898	165	Dakni	52	196	Kabbēra	19,774	178
✓ Aranādan	115	173	Dammula	1,501	166	Kādan	780	173
Arasu	325	177	Danāsi	39,849	183	Kādu-Konkani	286	190
Arayan	2,937	173	Dane	31	200	Kaduppattan	19,493	174
Armenian	66	200	Dāsari	32,035	166	Kahar	208	193
Aruva	8,159	182	Dāsi	6,862	158	Kaikōlan	346,762	159
Ashtalōhi	158	182	Dēvadiga	23,008	178	Kālingi	126,546	167
Australian	29	200	Dēvānga	275,597	166	Kallan	485,619	159
Austrian	4	200	Dhakkado	1,760	183	Kamma	973,723	168
			Dhēr	164	193	Kammālan (Malayā-	104,033	174
Badaga	34,178	177	Dhōbi	26,635	183	lan).		
Badhōyi	17,954	182	Dhōliya	906	184	Kammālan (Tamil)	496,696	159
Bagata	31,622	165	Dolva	17,818	184	Kamsala	271,583	168
✓ Bairāgi	3,301	193	✓ Dombō	58,100	184	Kamunchia	105	185
Balijs	1,008,036	165	Dommarā	18,322	166	Kanakkān	56,901	159
Ballāla	325	177	Dōdēkula	74,538	196	Kanisan	15,263	174
Banajiga	30,081	177	Dutch	18	200	Kāniyan	531	174
Banda	2,861	165				Kannadiyan	20,975	179
Baniya	1,373	183	Elayad	168	173	Kāppāliyan	39,008	179
Banṭ	118,528	177	English	8,359	200 & 205	Kāpu	2,576,448	168
Bavuri	66,753	182	Erunan	2,537	173	Karaiyan	16,296	159
Bédaru	62,273	177	Eurasian	26,210	200 & 205	Karimpālan	3,586	174
Belgian	12	200	European	2,295	200 & 205	Karnabattu	11,279	168
Bellara	597	177				Karnam	35,218	185
Bengali	90	193 & 205	French	382	201	Karumpurattān	11,580	159
Bonia	4,168	182				Katāsan	1,811	159
Bēpāri	982	190	Gābit	194	103	Katiko	1,451	190
Bestha	41,071	165	Gadaba	40,395	190	Kāttu-Mahrāti	1,794	190
Bhandāri	946	177	Ganalla	150,977	166	✓ Kāttu-Nāyakkān	2,488	174
Bhatrāru	20,706	165	Gāndla	34,560	166	Kavandan	9,051	159
Bhāttia	389	193	Gāniga	18,403	178	Kāvutiyan	5,673	174
Bhāyipu	810	182	Gatti	1,543	178	Kāyasth	741	193
Bhondāri	19,386	182	Gauda	46,477	178	Kōla	138	185
Bhūmia	18,832	182	Gauda	102,898	184	Kelasi	7,712	179
Billava	142,895	177	Gauli	816	178	Kevuto	30,396	185
Bingi	151	165	Gavara	55,529	167	Khārvi	4,123	190
Black Jew	2	204	Gayinta	1,140	184	Khatiri	1,227	190
Boda	2,106	182	German	354	201	Khilji	1	196
Bōgam	24,217	165	Ghontora	605	184	Khōdura	4,417	185
Bohemian	1	200	Gōdāri	794	184	Khōra	952	185
Boishnobo	1,095	182	Godiya	9,440	184	Khōja	11	196
Bolāsi	8,880	183	Gōkha	137	193	Khond	316,568	191
Bondhia	512	193	Golla	855,221	167	Kichagāra	33	179
Bondili	9,671	190	Gond	20,734	190	Killekyāta	337	179
Bonka	1,054	183	Gōwāyi	546	193	Kodagu	84	193
Bōra	226	196	Greek	4	201	Kolāta	976	185
Bosāntiya	1,752	183	Gēdala	4,437	167	Kōlayān	16,889	174
Bottada	50,082	183	Godigāra	535	178	Kōli	1,907	193
Bōya	397,189	165	Gujarāti	581	193	✓ Kōliyan	4,826	159
Brāhman (Canarese)	93,683	178	Guni	1,373	184	Kōmati	428,188	168
Brāhman (Malayālam)	19,279	173				Kōnda Dora	88,715	168
Brāhman (Oriyā)	127,934	183	Haddi	28,076	184	Kondra	5,796	185
Brāhman (Tamil)	415,931	158	Halēpaik	17,689	178	Kongan	139	159
Brāhman (Telugu)	436,094	166	Hasala	552	178	Konkani	1,822	191
Brāhman (Others)	105,990	190	Heggade	2,606	178	Konsari	1,728	185
Brāhmo	6	205	✓ Holeyā	147,987	178	Koraga	5,109	179
British	5	200				Kōshti	55	193
Buddhist	55	204	Idaiyan	694,829	158	Kōta	1,267	191
Budubudukala	2,120	166	Idiga	231,340	167	Kōtāri	1,495	179
Burmese	126	200 & 204	Ulamagan	7,987	158	Kōtegāra	6,981	170
			Ilavan	110,974	173	Kōttiya	12,333	185
Canadian	29	200	Indian	31	204	Kōvi	63,062	168
Chakkān	40,898	173	Indra	39,049	167	✓ Kahatriya	80,311	191
✓ Chakkiliyan	486,884	166	Irish	927	201	Kudiya	5,038	179



Name of caste.	Total population.	Page.	Name of caste.	Total population.	Page.	Name of caste.	Total population.	Page.
Kudubi	10,350	191	Néso	900	170	Scotch	844	201
Kudumo	19,703	185	Neyyala	10,793	170	Sogidi	53,008	171
Kukkundi	40	185	Nodha	160	187	Sembadavan	53,095	162
Kuluvan	483	168	Nóckan	5,167	161	Semman	2,000	162
Kumbára	35,446	170	Noliya	2,600	187	Sénaikkudaiyan	39,336	162
Kumbháro	12,991	186	Norwegian	3	201	Séppiliyan	398	163
Kumimara	120,200	169	Nulayan	90	175	Shánán	603,189	163
Kunbi	66	194				Sharif	436	197
Konnavan	3,316	159	Óc'chan	4,105	161	Sheik	786,503	197
Kuravan	100,315	159	Odde	498,388	170	Siamese	4	204
Kurio'chan	9,642	174	Odiva	96,318	187	Sikh	92	205
Kurni	15,325	169	Ójali	8,238	170	Singhalese	7	204
Kurula	206,286	179	Omáito	10,679	187	Siolo	690	188
Kuruman	10,092	174				Sólaga	5,727	181
Kurumban	154,959	180	Paidi	49,015	187	Sómara	107	188
Kusavan	139,355	159	Paliyan	705	161	Sonagára	1,253	182
Kúttádi	3,536	160	Pallan	825,395	161	Sondi	32,707	188
			Palli	2,554,316	161	Sonkari	407	189
Labbai	400,790	190	Pamboikkaran	1,290	161	Spanish	32	201
Lambádi	44,439	191	Pánan (Malayálam)	13,424	175	Stánika	1,469	181
Lingáyat	138,518	180	Pánán (Tamil)	3,517	161	Sudarmán	40,592	163
Lódi	3	190	Pánára	384	180	Suddho	4,231	189
Lohána	197	194	Panasa	599	170	Súdra	1,064	163
Lohára	4,690	186	Pánchála	47,506	180	Sunnári	5,006	189
Loniya	70	194	Pandáram	52,991	161	Swede	16	201
Loriya	184	194	Pandito	1,225	187	Swiss	45	201
Mádiga	755,316	169	Panikkan	30,406	161	Syrian	1	201
Mágura	388	186	Panisavan	13,729	161			
Mahanti	7,168	186	Paniyan	29,245	176	Tamballa	3,739	171
Mahar	81	194	Páno	61,200	187	Tarakan	6,375	176
Mahráti	81,563	191	Paradési	191	175	Telaga	382,677	171
Majjulu	11,215	169	Paraiyan	2,152,840	162	Telikula	9,019	171
Mála	1,405,027	169	Paravan	5,242	175	Telli	48,739	189
Malai-Arasan	330	160	Pariváram	18,873	162	Telugu	6,110	171
Malaimán	55,640	160	Pársi	356	204	Thákur	109	194
Malasar	4,206	160	Páthan	95,206	197	Theist	3	205
Malava	4,644	180	Patnulkáran	87,149	192	Tiyan	578,451	176
Malayáli	45,945	160	Patra (Oriya)	1,761	187	Tiyóro	1,881	189
Malayan	6,507	174	Patra (Telugu)	16,489	170	Tódra	807	192
Maláyava	239	180	Pátraméla	1,202	180	Togata	68,487	171
Máli	17,716	186	Pattanavan	37,062	162	Tohala	958	189
Mangala	164,425	169	Pattapu	13,499	182	Tólkollan	2,305	176
Mannán	31,644	174	Patvégara	469	180	Tondamán	2,805	163
Máppilla	906,879	196	Pentiya	2,552	187	Tonti	1,835	189
Marakkáyar	4,651	196	Perike	22,732	170	Toreya	16,319	181
Maravan	338,703	160	Pio'chigunta	8,028	170	Tottiyar	150,463	171
Márayán	8,071	174	Pombada	631	180	Tsakala	300,215	171
Márvári	1,000	191	Pondra	18,195	187			
Mattia	6,956	186	Poroja	91,886	192	Udaiyán	12,548	163
Mávilán	2,148	175	Portuguese	193	201	Uppara	110,178	172
Médara	20,662	169	Pothriya	329	188	Uppiliyan	43,664	163
Mélakáran	10,727	169	Pójári	325	162	Uráli	62,797	163
Mellikala	76	186	Pulaiyan (Tamil)	3,484	162			
Mémon	325	196	Puliyar (Malayálam)	183	175	Vadugan	95,924	172
Meria	25	191	Pulluvan (Malayálam)	1,828	176	Vaisya	19,159	172
Mogér	33,627	180	Pulluvan (Tamil)	6,240	162	Vakkaliga	68,985	181
Moghal	17,436	196				Valaiyan	360,296	163
Moili	4,206	180	Rájápurí	11,325	192	Vallamban	24,241	163
Mondi	1,190	160	Rájpút	15,273	192	Valuvan	54,760	163
Muc'chi	5,804	191	Rangári	13,604	192	Valuvádi	5,632	164
Mudugar	1,754	160	Rávulo	5,245	188	Váni	783	192
Mukkuvan	19,290	175	Rázu	106,846	170	Vániyan	171,138	164
Múli	3,428	186	Relli	17,775	188	Vannán	208,713	164
Muni	1,326	186	Róna	31,495	188	Védan	25,519	164
Máppan	9,216	160	Ronguni	7,002	188	Velakkattalavan	8,767	176
Muriya	460	186	Roumanian	2	201	Velama	436,327	172
Musalman	7,410	197	Russian	5	201	Vélan	3,120	176
Móssud	479	175				Vellála	2,378,739	164
Mutracha	176,060	169	Sádar	4,328	181	Velnttédan	11,629	176
Múttán	8,868	175	Saiva	263	162	Véttuvan (Tamil)	74,889	164
Muttiriyar	65,717	160	Saiyad	152,003	197	Véttuvan (Malayálam)	15,696	176
Muvvári	2,614	175	Sálápu	1,068	171	Vipravínódi	487	172
			Sále	325,212	171	Viramashiti	1,677	172
Nagarálu	15,191	169	Samagára	1,700	181	Vódó	76	189
Nágavásulu	24,446	169	Sámantan	4,351	176			
Nalakéyava	1,194	180	Sámantiya	13,406	188	Welsh	45	201
Native Christian	298,623	200	Sáni	3,900	171	White Jew	11	204
Nattamán	161,276	161	Sanjogi	661	188			
Náttán	11,985	161	Sanyási	614	162	Yánádi	103,990	172
Náváyat	2,042	197	Sappaliga	2,673	181	Yáta	52,696	172
Náyádi	535	175	Sátáni	39,464	171	Yerravála	1,968	164
Náyar	410,389	175 & 205	Savara	183,159	192	Yernkala	65,613	164
Nekkára	600	191	Sáyakkáran	3,186	162	Yógi-Gurukkal	1,437	176



Table XIII.

CASTE, TRIBE, ETC.  
HINDU AND ANIMIST—  
TAMIL.

158

TABLE XIII.

Caste, Tribe, Race or Nationality.

PART I.—HINDU AND ANIMIST. SECTION A.—TAMIL.

PART I.—HINDU AND ANIMIST. SECTION A—TAMIL.

DISTRICT OR STATE.	AGARUDAIYAN.		ALAVAN.		AMBALAKKAN.		AMBATTAN.		ANIM.		BRAMHAN.		CHETTI.		DASA.		IDAIYAN.		HAMARAN.		IRULA.				JAIN.	
	Males.	Females.	Males.	Females.	Males.	Females.	Males.	Females.	Males.	Females.	Males.	Females.	Males.	Females.	Males.	Females.	Males.	Females.	Males.	Females.	Males.	Females.	Males.	Females.	Males.	Females.
1. GANAM AGENCY, GANAM.	...	...	...	...	...	...	...	...	...	...	...	...	...	...	...	...	...	...	...	...	...	...	...	...	...	...
2. VIZAGAPATTAN AGENCY, VIZAGAPATTAN.	13	...	...	...	...	...	...	...	...	...	...	...	...	...	...	...	...	...	...	...	...	...	...	...	...	...
3. GONDAR AGENCY, GONDAR.	...	...	...	...	...	...	...	...	...	...	...	...	...	...	...	...	...	...	...	...	...	...	...	...	...	...
4. KISTNA AGENCY, KISTNA.	...	...	...	...	...	...	...	...	...	...	...	...	...	...	...	...	...	...	...	...	...	...	...	...	...	...
5. NELLORE AGENCY, NELLORE.	11	...	...	...	...	...	...	...	...	...	...	...	...	...	...	...	...	...	...	...	...	...	...	...	...	...
6. CUDAPPAN AGENCY, CUDAPPAN.	...	...	...	...	...	...	...	...	...	...	...	...	...	...	...	...	...	...	...	...	...	...	...	...	...	...
7. KERNOL AGENCY, KERNOL.	...	...	...	...	...	...	...	...	...	...	...	...	...	...	...	...	...	...	...	...	...	...	...	...	...	...
8. BELLARY AGENCY, BELLARY.	43	...	...	...	...	...	...	...	...	...	...	...	...	...	...	...	...	...	...	...	...	...	...	...	...	...
9. ANANTAPUR AGENCY, ANANTAPUR.	...	...	...	...	...	...	...	...	...	...	...	...	...	...	...	...	...	...	...	...	...	...	...	...	...	...
10. MADRAS AGENCY, MADRAS.	127	...	...	...	...	...	...	...	...	...	...	...	...	...	...	...	...	...	...	...	...	...	...	...	...	...
11. CHINGLEPUT AGENCY, CHINGLEPUT.	338	...	...	...	...	...	...	...	...	...	...	...	...	...	...	...	...	...	...	...	...	...	...	...	...	...
12. NORTH ARCOT AGENCY, NORTH ARCOT.	4,002	...	...	...	...	...	...	...	...	...	...	...	...	...	...	...	...	...	...	...	...	...	...	...	...	...
13. SALEM AGENCY, SALEM.	7,413	...	...	...	...	...	...	...	...	...	...	...	...	...	...	...	...	...	...	...	...	...	...	...	...	...
14. COIMBATORE AGENCY, COIMBATORE.	11,983	...	...	...	...	...	...	...	...	...	...	...	...	...	...	...	...	...	...	...	...	...	...	...	...	...
15. NILGIRIS AGENCY, NILGIRIS.	93	...	...	...	...	...	...	...	...	...	...	...	...	...	...	...	...	...	...	...	...	...	...	...	...	...
16. SOUTH ARCOT AGENCY, SOUTH ARCOT.	7,800	...	...	...	...	...	...	...	...	...	...	...	...	...	...	...	...	...	...	...	...	...	...	...	...	...
17. TANJORE AGENCY, TANJORE.	53,501	...	...	...	...	...	...	...	...	...	...	...	...	...	...	...	...	...	...	...	...	...	...	...	...	...
18. TIRUCHINAPOLY AGENCY, TIRUCHINAPOLY.	2,072	...	...	...	...	...	...	...	...	...	...	...	...	...	...	...	...	...	...	...	...	...	...	...	...	...
19. MADURA AGENCY, MADURA.	60,483	...	...	...	...	...	...	...	...	...	...	...	...	...	...	...	...	...	...	...	...	...	...	...	...	...
20. TINSUKELY AGENCY, TINSUKELY.	98	...	...	...	...	...	...	...	...	...	...	...	...	...	...	...	...	...	...	...	...	...	...	...	...	...
21. MALABAR AGENCY, MALABAR.	60	...	...	...	...	...	...	...	...	...	...	...	...	...	...	...	...	...	...	...	...	...	...	...	...	...
22. SOUTH CANARA AGENCY, SOUTH CANARA.	...	...	...	...	...	...	...	...	...	...	...	...	...	...	...	...	...	...	...	...	...	...	...	...	...	...
Total, British Territory.	148,491	158,831	870	908	75,005	83,000	96,189	98,911	10,697	44,243	109,243	208,480	130,539	141,927	1,541	5,271	327,428	340,022	3,521	3,949	43,280	42,577	125	102	32	22
PUDUCHÉRI ...	5,006	5,549	5	4	1,013	1,044	2,327	2,538	1,102	1,413	4,101	4,105	7,107	9,851	27	23	12,746	13,733	230	287	...	...	...	...	...	...
BANGALAPALLE ...	...	...	...	...	...	...	...	...	...	...	...	...	...	...	...	...	...	...	...	...	...	...	...	...	...	...
SANDUR ...	...	...	...	...	...	...	...	...	...	...	...	...	...	...	...	...	...	...	...	...	...	...	...	...	...	...
Total, Feudal-territories.	5,006	5,549	5	4	1,013	1,044	2,327	2,538	1,102	1,413	4,102	4,100	7,100	9,852	27	23	12,746	13,733	230	287	...	...	...	...	...	...
Grand Total ...	153,497	164,380	881	910	77,218	85,253	98,516	101,449	11,800	45,656	203,345	212,580	137,678	151,779	1,568	5,294	340,174	354,055	3,751	4,236	43,283	42,577	125	102	32	22



TABLE XIII.

Caste, Tribe, Race or Nationality—continued.

PART I.—HINDU AND ANIMIST. SECTION A—TAMIL.—cont.

DISTRICT OR STATE.	KAIROLAN.		KALLAN.		KAMMALAN.		KANAKKAN.		KARAIYAN.		KARUPPATTAN.		KATARAN.		KOTIYAN.		KUNNAVAN.		KURAVAN.	
	Males.	Females.	Males.	Females.	Males.	Females.	Males.	Females.	Males.	Females.	Males.	Females.	Males.	Females.	Males.	Females.	Males.	Females.	Males.	Females.
1. GANJAM ...	160	183																		
2. VIZAGAPATAM ...	628	850	13	2																
3. GONDARANI ...	2,484	2,648	4	2	1															
4. KISTNA ...	10	4																		
5. NELLORE ...	1,261	1,180	8	2	14	2														
6. CUDDAPORE ...	107	125	5	4																
7. KURNOOL ...							32	20												
8. BELLARY ...																				
9. ANANTAPUR ...	979	994	85	33	7,003	7,533	1,611	1,541	1,056	303										
10. MADRAS ...	16,417	16,390	5	1	12,911	12,888	8,363	8,750												
11. CHINGOLEPUT ...	28,111	27,140	8	1	12,974	13,112	10,326	10,770	11											
12. NORTH ARCOT ...	24,565	24,795	159	168	17,798	17,920	1,410	1,434	68	57										
13. SALEM ...	31,080	32,493	1,013	848	25,183	25,194	440	511												
14. COIMBATORE ...	53	70	14	8	816	894	36													
15. NILGIRI ...	19,616	19,485	1,095	914	24,157	24,013	5,815	5,825	2,339	2,896	2									
16. SOUTH ARCOT ...	10,287	12,042	90,206	98,257	30,188	31,454	19	15	3,841	4,896	1									
17. TANJORE ...	13,035	13,855	12,120	13,021	17,153	17,429	13	11												
18. TRICHINOPOLY ...	7,753	8,520	105,500	112,916	49,017	51,023	4	3	51	48	4,212	3,743	2	8	158	103	73	28	1,553	1,700
19. MADURA ...	10,298	10,469	579	541	41,071	42,083	3		43	57			874	927	1,051	1,080			3,952	4,241
20. TINNEVELLY ...	4,159	4,185	285	301			1												695	736
21. MALABAR ...																			84	107
22. SOUTH CANARA ...																				
Total, British Territory.	171,021	175,233	211,054	227,103	230,616	233,345	28,101	28,880	7,409	8,887	4,215	3,743	876	935	4,481	4,502	1,556	1,700	48,974	50,142
PUDUCKOTTAI ...	239	269	22,523	24,039	6,726	7,009		1			1,632	1,670			44	24			618	561
BANGANAPALLE ...																			15	5
SANDUR ...											1,632	1,670			44	24			633	566
Total, Feudatories.	239	269	22,523	24,039	6,726	7,009		1			1,632	1,670			44	24			633	566
Grand Total	171,260	175,502	233,577	251,142	246,342	250,354	28,101	28,880	7,409	8,887	5,847	5,713	876	935	4,525	4,526	1,556	1,700	49,607	50,708
																			69,820	69,535

Table XIII.

CASTE, TRIBE, ETC.  
HINDU AND ANIMIST—  
TAMIL.



Table XIII.

CASTE, TRIBE, ETC.  
HINDU AND ANIMIST—  
TAMIL.

160

TABLE XIII.

Caste, Tribe, Race or Nationality—continued.

DISTRICT OR STATE.	PART I.—HINDU AND ANIMIST. SECTION A.—TAMIL—cont.															
	Kistādā.		MALAI-ARASAN.		MALAINAN.		MALAYALI.		MARAVAN.		MELAKKARAN.		MOND.		MUDUGAR.	
	Males.	Females.	Males.	Females.	Males.	Females.	Males.	Females.	Males.	Females.	Males.	Females.	Males.	Females.	Males.	Females.
1. GANJAM	54	55	56	57	58	59	60	61	62	63	64	65	66	67	68	69
2. VIZAGAPATAN																
3. GÓDÁVARI																
4. KISTNA																
5. NELLORE																
6. CUDDAPORE																
7. KURNOOL																
8. BELLARY																
9. ANANTAPUR																
10. MADRAS																
11. CHINGLEPUT	13	12														
12. NORTH ARCOT	14	30														
13. SATEL	51	51														
14. COIMBATORE	87	91														
15. NILGIRI																
16. SOUTH ARCOT	575	608														
17. TANJORE	538	640														
18. TRICHINOPOLY	334	388														
19. MADURA	19	22														
20. TINNEVELLY	24	22														
21. MALABAR																
22. SOUTH CANARA																
Total, British Territory.	1,654	1,882	161	169	26,703	28,937	675	629	1,456	1,406	23,227	22,714	164,070	168,086	4,124	4,993
PUDUKKÓTTAI																
BANGANAPALLE																
SANDER																
Total, Feudatories.																
Grand Total	1,654	1,882	161	169	26,703	28,937	675	629	1,456	1,406	23,227	22,714	164,070	168,086	4,124	4,993

TABLE XIII.

Caste, Tribe, Race or Nationality—continued.

PART I.—HINDU AND ANIMIST. SECTION A—TAMIL—cont.																					
DISTRICT OR STATE.		NATTAMÁN.		NATTAN.		NÓKKAN.		Ó'CHAS.		PAIYAN.		PAULI.		Pambak-káran.		PANDÁRAM.		PANIKKAN.		PANHAVAN.	
		Males.	Females.	Males.	Females.	Males.	Females.	Males.	Females.	Males.	Females.	Males.	Females.	Males.	Females.	Males.	Females.	Males.	Females.	Males.	Females.
1. GANJAM ...	...	...	...	...	...	...	...	...	...	...	...	...	...	...	...	...	...	...	...	...	...
2. VIJAYAPATNAM ...	...	...	...	...	...	...	...	...	...	...	...	...	...	...	...	...	...	...	...	...	...
3. GÓDÁVARI ...	...	...	...	...	...	...	...	...	...	...	...	...	...	...	...	...	...	...	...	...	...
4. KISTNA ...	...	...	...	...	...	...	...	...	...	...	...	...	...	...	...	...	...	...	...	...	...
5. NELLORE ...	...	...	...	...	...	...	...	...	...	...	...	...	...	...	...	...	...	...	...	...	...
6. CUDDAPAH ...	...	...	...	...	...	...	...	...	...	...	...	...	...	...	...	...	...	...	...	...	...
7. KURNOOL ...	...	...	...	...	...	...	...	...	...	...	...	...	...	...	...	...	...	...	...	...	...
8. BELARY ...	...	...	...	...	...	...	...	...	...	...	...	...	...	...	...	...	...	...	...	...	...
9. ANANTAPUR ...	...	...	...	...	...	...	...	...	...	...	...	...	...	...	...	...	...	...	...	...	...
10. MADRAS ...	...	...	...	...	...	...	...	...	...	...	...	...	...	...	...	...	...	...	...	...	...
11. CHINGLEPUT ...	...	...	...	...	...	...	...	...	...	...	...	...	...	...	...	...	...	...	...	...	...
12. NORTH ARCOT ...	...	...	...	...	...	...	...	...	...	...	...	...	...	...	...	...	...	...	...	...	...
13. SALEM ...	...	...	...	...	...	...	...	...	...	...	...	...	...	...	...	...	...	...	...	...	...
14. COIMBATORE ...	...	...	...	...	...	...	...	...	...	...	...	...	...	...	...	...	...	...	...	...	...
15. NIGOHIB ...	...	...	...	...	...	...	...	...	...	...	...	...	...	...	...	...	...	...	...	...	...
16. SOUTH ARCOT ...	...	...	...	...	...	...	...	...	...	...	...	...	...	...	...	...	...	...	...	...	...
17. TANDORE ...	...	...	...	...	...	...	...	...	...	...	...	...	...	...	...	...	...	...	...	...	...
18. TEICHINGPOLY ...	...	...	...	...	...	...	...	...	...	...	...	...	...	...	...	...	...	...	...	...	...
19. MADRA ...	...	...	...	...	...	...	...	...	...	...	...	...	...	...	...	...	...	...	...	...	...
20. TINNEVELLY ...	...	...	...	...	...	...	...	...	...	...	...	...	...	...	...	...	...	...	...	...	...
21. MALABAR ...	...	...	...	...	...	...	...	...	...	...	...	...	...	...	...	...	...	...	...	...	...
22. SOUTH CANARA ...	...	...	...	...	...	...	...	...	...	...	...	...	...	...	...	...	...	...	...	...	...
Total, British Territory.	67,413	72,703	5,986	5,966	2,524	2,643	1,806	1,972	347	358	1,267,369	1,207,952	614	1,410	24,505	25,795	14,214	16,096	6,894	6,833	
PODUNKÓTTAI ...	5,239	5,921	...	...	...	...	167	160	...	...	477	518	...	...	1,236	1,455	36	60	...	2	
BANGANAPALLE ...	...	...	...	...	...	...	...	...	...	...	...	...	...	...	...	...	...	...	...	...	...
SANDUR ...	...	...	...	...	...	...	...	...	...	...	...	...	...	...	...	...	...	...	...	...	...
Total, Fendak-tories.	5,239	5,921	...	...	...	...	167	160	...	...	477	518	...	...	1,236	1,455	36	60	...	2	
Grand Total	72,652	78,624	6,986	5,966	2,524	2,643	1,973	2,132	347	358	1,268,846	1,208,470	614	1,410	25,741	27,250	14,250	16,156	6,894	6,835	



Table XIII.

CASTE, TRIBE, ETC.  
HINDU AND ANIMIST—  
TAMIL.

162

TABLE XIII.

Caste, Tribe, Race or Nationality—continued.

DISTRICT OR STATE.	PART I.—HINDU AND ANIMIST. SECTION A—TAMIL—cont.																			
	PARAYAN.		PARIYARAN.		PATTANAVAN.		PATTAPU.		PUDUPPI.		PULAIYAN.		PULUVAN.		SOTTO.		SANDOL.		SAYAKKANAN.	
	Males.	Females.	Males.	Females.	Males.	Females.	Males.	Females.	Males.	Females.	Hindu.	Animist.	Males.	Females.	Males.	Females.	Males.	Females.	Males.	Females.
1. GANJAM	12	12																		
2. VILLAGAPATAN																				
3. GONDARANI																				
4. KISTNA	2	4																		
5. NELLORE	30	30																		
6. CHIDAMPAR	4	4																		
7. KURNUL																				
8. BELLARY	1,847	2,259																		
9. ANANTAPUR																				
10. MAULAS	30,577	31,827																		
11. CHINGDEPUT	102,556	158,770																		
12. NORTH ARCOT	94,450	98,193																		
13. SALEM	90,002	94,855																		
14. COIMBATORE	38,224	39,947																		
15. NILGIRIS	10,170	9,259																		
16. SOUTH ARCOT	273,287	282,862																		
17. TANJORE	146,407	163,984																		
18. TRICHINOPOLY	65,543	70,234																		
19. MADURA	66,937	73,147																		
20. TINNEVELLY	48,372	55,058																		
21. MALABAR	6,270	6,530																		
22. SOUTH CANARA	52	70																		
Total, British Territory.	1,033,133	1,087,157	9,220	9,646	18,661	18,401	6,554	6,945	177	148	1,754	1,728	2	2,943	3,297	133	130	331	283	1,618
PUDUKOTTAI																				
BANGALAPALLE	15,141	17,409																		
SANDUR																				
Total, Feudatories.	15,141	17,409	3	4																
Grand Total	1,048,274	1,104,566	9,223	9,650	18,661	18,401	6,554	6,945	177	148	1,754	1,728	2	2,943	3,297	133	130	331	283	1,618



TABLE XIII.

Caste, Tribe, Race or Nationality—continued.

DISTRICT OR STATE.	PART I.—HINDU AND ANIMIST. SECTION A—TAMIL—cont.													
	SAPPILAYAN.		SHAN.		SUBARMAN.		SUDRA.		TONDAMAN.		UDAIYAN.		VALAIYAN.	
	Males.	Females.	Males.	Females.	Males.	Females.	Males.	Females.	Males.	Females.	Males.	Females.	Males.	Females.
1. GANJAM ...	132	133	134	135	136	137	138	139	140	141	142	143	144	145
2. VIJAYAPATNAM ...	...	...	...	...	...	...	...	...	...	...	...	...	...	...
3. GONDYARI ...	...	...	35	47	...	...	48	48	...	...	...	...	...	...
4. KISTNA ...	...	...	...	...	...	...	...	...	...	...	...	...	...	...
5. NELLORE ...	...	...	126	103	...	...	20	18	...	...	...	...	...	...
6. CUDDAPORE ...	...	...	3	3	...	...	7	4	...	...	...	...	...	...
7. KURNOOL ...	...	...	...	...	...	...	...	...	...	...	...	...	...	...
8. BELARY ...	...	...	...	...	...	...	...	...	...	...	...	...	...	...
9. ANANTAPUR ...	...	...	2	1	...	...	6	1	...	...	...	...	...	...
10. MADRAS ...	...	...	4,944	4,958	...	...	10	0	...	...	...	...	...	...
11. CHINGLEPUT ...	...	...	10,638	10,830	...	...	2	1	...	...	...	...	...	...
12. NORTH ARCOT ...	...	...	6,061	6,265	...	...	...	...	...	...	...	...	...	...
13. SALEM ...	...	...	21,252	21,954	...	...	905	888	...	...	...	...	...	...
14. COIMBATORE ...	...	...	38,975	40,441	...	...	181	150	...	...	...	...	...	...
15. NILGIRIS ...	...	...	63	27	...	...	...	...	...	...	...	...	...	...
16. SOUTH ARCOT ...	...	...	7,508	7,607	...	...	20	11	...	...	...	...	...	...
17. TANJORE ...	...	...	17,360	18,131	...	...	4,144	4,412	...	...	...	...	...	...
18. TRICHINOPOLY ...	143	187	2,002	2,102	...	...	116	10	...	...	...	...	...	...
19. MADURA ...	26	42	41,388	44,005	...	...	1,890	1,925	...	...	...	...	...	...
20. TYNNEVELLY ...	...	...	146,481	147,311	...	...	2	1	...	...	...	...	...	...
21. MALABAR ...	...	...	77	82	...	...	207	20	...	...	...	...	...	...
22. SOUTH CANARA ...	...	...	...	...	...	...	134	128	...	...	...	...	...	...
Total, British Territory. }	169	229	297,084	303,803	19,652	20,940	727	337	1,392	1,503	5,400	6,293	20,011	21,303
PUDUCHÉTTAI ...	...	...	1,104	1,108	...	...	...	...	...	...	...	...	...	...
BANGALAPALLE ...	...	...	...	...	...	...	...	...	...	...	...	...	...	...
SANDUR ...	...	...	...	...	...	...	...	...	...	...	...	...	...	...
Total, Feudatories. }	...	...	1,104	1,108	...	...	...	...	...	...	...	...	...	...
Grand Total ...	169	229	298,188	305,911	19,652	20,940	727	337	1,392	1,503	5,776	6,772	21,419	22,245

Table XIII.

CASTE, TRIBE, ETC.  
HINDU AND ANIMIST—  
TAMIL.



CASTE, TRIBE, ETC.  
HINDU AND ANIMIST-  
TAMIL.

PART I.—HINDU AND ANIMIST. SECTION A—TAMIL—cont.																								
DISTRICT OR STATE.	VALUVÄDI.		VÄNNÄN.		VEDÄN.		VERÄVÄÄ.		VÄRTTUVÄN.				YERÄVÄÄ.				TOTAL, SECTION A.							
	Males.	Females.	Males.	Females.	Males.	Females.	Males.	Females.	Males.	Females.	Males.	Females.	Males.	Females.	Males.	Females.	Males.	Females.	Males.	Females.				
1. GANJÄM ...	...	...	...	...	...	...	...	...	...	...	...	...	...	...	...	...	...	...	...	...	...			
AGENCY, GANJÄM ...	...	...	...	...	...	...	...	...	...	...	...	...	...	...	...	...	...	...	...	...	...			
2. VIZHÄPÄTÄM ...	...	...	...	...	...	...	...	...	...	...	...	...	...	...	...	...	...	...	...	...	...			
AGENCY, VIZHÄPÄTÄM ...	...	...	...	...	...	...	...	...	...	...	...	...	...	...	...	...	...	...	...	...	...			
3. GÖDÄVÄRI ...	...	...	...	...	...	...	...	...	...	...	...	...	...	...	...	...	...	...	...	...	...			
AGENCY, GÖDÄVÄRI ...	...	...	...	...	...	...	...	...	...	...	...	...	...	...	...	...	...	...	...	...	...			
4. KISTNA ...	...	...	...	...	...	...	...	...	...	...	...	...	...	...	...	...	...	...	...	...	...			
5. NELLORE ...	...	...	...	...	...	...	...	...	...	...	...	...	...	...	...	...	...	...	...	...	...			
6. CHIDAPÄH ...	...	...	...	...	...	...	...	...	...	...	...	...	...	...	...	...	...	...	...	...	...			
7. KURNOOL ...	...	...	...	...	...	...	...	...	...	...	...	...	...	...	...	...	...	...	...	...	...			
8. BELLÄRY ...	...	...	...	...	...	...	...	...	...	...	...	...	...	...	...	...	...	...	...	...	...			
9. ANANTÄRÜ ...	...	...	...	...	...	...	...	...	...	...	...	...	...	...	...	...	...	...	...	...	...			
10. MADRÄS ...	...	...	...	...	...	...	...	...	...	...	...	...	...	...	...	...	...	...	...	...	...			
11. CHINGLEPUT ...	...	...	...	...	...	...	...	...	...	...	...	...	...	...	...	...	...	...	...	...	...			
12. NORTH ARCOT ...	...	...	...	...	...	...	...	...	...	...	...	...	...	...	...	...	...	...	...	...	...			
13. SALEM ...	...	...	...	...	...	...	...	...	...	...	...	...	...	...	...	...	...	...	...	...	...			
14. COIMBATÖRE ...	...	...	...	...	...	...	...	...	...	...	...	...	...	...	...	...	...	...	...	...	...			
15. NILGIRIS ...	...	...	...	...	...	...	...	...	...	...	...	...	...	...	...	...	...	...	...	...	...			
16. SOUTH ARCOT ...	...	...	...	...	...	...	...	...	...	...	...	...	...	...	...	...	...	...	...	...	...			
17. TANJÖRE ...	...	...	...	...	...	...	...	...	...	...	...	...	...	...	...	...	...	...	...	...	...			
18. TRICHINÖPOLY ...	...	...	...	...	...	...	...	...	...	...	...	...	...	...	...	...	...	...	...	...	...			
19. MADRÄS ...	...	...	...	...	...	...	...	...	...	...	...	...	...	...	...	...	...	...	...	...	...			
20. TENNEVELLY ...	...	...	...	...	...	...	...	...	...	...	...	...	...	...	...	...	...	...	...	...	...			
21. MALÄRÄ ...	...	...	...	...	...	...	...	...	...	...	...	...	...	...	...	...	...	...	...	...	...			
22. SOUTH CANARA ...	...	...	...	...	...	...	...	...	...	...	...	...	...	...	...	...	...	...	...	...	...			
Total, British Territory.	22	44	53,601	80,100	100,697	103,558	12,419	13,100	1,153,771	1,208,453	30,820	38,000	421	396	573	578	20,719	28,411	3,403	3,502	9,975,440	7,285,445	5,713	5,688
PUDUKÖTTÄI ...	2,802	2,764	698	673	2,065	2,363	...	...	7,750	8,752	...	...	...	...	...	...	159	109	...	...	157,669	175,008	...	...
HÄNGÄNÄPÄLLÄ ...	...	...	...	...	...	...	...	...	...	...	...	...	...	...	...	...	...	...	...	...	...	...	...	...
SÄNDUR ...	...	...	...	...	...	...	...	...	...	...	...	...	...	...	...	...	...	...	...	...	...	...	...	...
Total, Feudatories.	2,802	2,764	698	673	2,065	2,363	...	...	7,750	8,752	...	...	...	...	...	...	159	109	...	...	157,669	175,008	...	...
Grand Total	2,824	2,808	84,299	80,839	102,762	105,921	12,419	13,100	1,161,530	1,217,206	30,820	38,000	421	396	573	578	20,878	28,580	3,507	3,518	7,133,200	7,460,635	5,758	5,732



TABLE XIII.

Caste, Tribe, Race or Nationality—continued.

PART I.—HINDU AND ANIMIST. SECTION B—TELUGU.																											
DISTRICT OR STATE.		BAGATA.										BALLA.		BANDA.				BENTHA.		BHATRAPATI.		BINGI.		BÖGAM.		BÖGA.	
		Hindu.		Animist.		Males.	Females.	Males.	Females.	Males.	Females.	Males.	Females.	Males.	Females.	Males.	Females.	Males.	Females.	Males.	Females.	Males.	Females.	Males.	Females.	Males.	Females.
		Males.	Females.	Males.	Females.																						
1	2	3	4	5	6	7	8	9	10	11	12	13	14	15	16	17	18	19	20	21	22	23	24	25	26	27	
1. GANJAM ...	57	103	134	144	1	...	404	735	...	...	2,931	3,938	...	...	...	...	6	3	210	284	...	...	137	161	321	348	
AGENCY, GANJAM ...	...	...	...	...	...	...	78	113	...	...	127	135	...	...	...	...	...	...	47	104	...	...	...	...	1	...	
2. VIZAGAPATAM ...	550	539	8,161	8,532	65	63	1,905	1,808	240	290	10,602	11,627	...	...	...	...	225	243	449	444	...	...	559	1,013	2,021	2,216	
AGENCY, VIZAGAPATAM.	2	4	26	30	...	...	12,505	12,511	272	281	39	48	14	6	...	...	5	3	167	197	...	...	53	63	453	488	
3. GÖDÄVARI ...	...	...	328	529	...	...	...	...	...	...	6,660	7,921	3	7	...	...	505	570	1,721	1,819	...	...	1,681	2,509	500	484	
AGENCY, GÖDÄVARI.	...	...	23	40	...	...	...	...	...	...	127	135	35	30	...	...	158	168	30	42	...	...	69	91	1,003	1,084	
4. KRISHNA ...	...	...	...	1	56	68	...	...	...	...	13,806	14,128	574	551	...	...	578	555	2,472	2,498	...	...	3,207	4,567	2,711	2,000	
5. NELLORE ...	...	...	...	...	...	...	...	...	...	...	44,499	45,781	301	333	7	5	1,253	1,264	1,204	1,361	...	...	1,923	2,303	4,203	4,138	
6. CUDAPAH ...	...	...	...	...	...	...	...	...	...	...	59,705	58,715	262	294	...	...	5,008	4,905	1,583	1,626	...	...	649	972	16,011	15,575	
7. KURNOOL ...	...	...	...	...	...	...	...	...	...	...	29,368	30,032	...	...	...	...	2,503	2,557	643	689	...	...	923	1,469	42,304	42,304	
8. BELLAHY ...	...	...	...	...	...	...	...	...	...	...	8,624	8,546	...	...	...	...	3,408	3,303	152	148	...	...	96	92	61,492	59,658	
9. ANANTAPUR ...	...	...	...	...	...	...	...	...	...	...	25,914	25,630	9	6	...	...	3,721	3,580	563	579	...	...	144	105	55,283	53,080	
10. MADRAS ...	...	...	...	...	...	...	...	...	...	...	23,759	24,550	...	...	...	...	98	69	2	2	...	...	...	...	427	362	
11. CHINGLEPUT ...	...	...	...	...	...	...	...	...	...	...	18,934	18,867	...	...	...	...	295	322	89	196	...	...	8	18	59	60	
12. NORTH ARCOT ...	...	...	...	...	...	...	...	...	...	...	64,306	66,340	114	107	...	...	1,923	1,932	307	347	...	...	327	483	8,341	8,035	
13. SALEM ...	...	...	...	...	...	...	...	...	...	...	29,002	30,530	...	...	...	...	687	650	54	39	...	...	0	10	3,005	3,723	
14. COIMBATORE ...	...	...	...	...	...	...	...	...	...	...	11,990	12,472	...	...	...	...	57	53	265	317	...	...	...	...	4	...	
15. NIGRI ...	...	...	...	...	...	...	...	...	...	...	1,640	759	...	...	...	...	4	1	...	...	...	...	...	...	27	16	
16. SOUTH ARCOT ...	...	...	...	...	...	...	...	...	...	...	24,333	24,810	...	...	...	...	...	...	20	18	...	...	...	...	21	20	
17. TANJORE ...	...	...	...	...	...	...	...	...	...	...	21,299	24,610	...	...	...	...	...	...	...	...	...	...	...	...	...	...	
18. TECHINOPOLY ...	...	...	...	...	...	...	...	...	...	...	18,131	19,068	...	...	...	...	...	...	7	9	...	...	...	...	1	...	
19. MADURA ...	...	...	...	...	...	...	...	...	...	...	33,328	34,574	...	...	...	...	...	...	8	1	...	...	...	...	58	4	
20. TINNEVELLY ...	...	...	...	...	...	...	...	...	...	...	45,138	42,917	...	...	...	...	...	...	2	...	...	...	...	...	...	...	
21. MALABAR ...	...	...	...	...	...	...	...	...	...	...	1,967	1,955	...	...	...	...	28	18	...	...	...	...	...	...	10	6	
22. SOUTH CANARA ...	...	...	...	...	...	...	...	...	...	...	329	405	...	...	...	...	6	12	...	...	...	...	...	...	...	...	
Total, British Territory.]	609	676	8,684	9,576	336	339	15,312	15,257	512	541	495,761	508,988	1,312	1,337	7	5	20,651	20,304	9,905	10,700	78	73	9,815	14,338	200,132	194,770	
PUDUKÖTTAI ...	...	...	...	...	...	...	...	...	...	...	1,232	1,224	...	...	...	...	...	...	...	...	...	...	...	...	...	1	...
HANGANAPALLE ...	...	...	...	...	...	...	...	...	...	...	...	...	...	...	...	...	...	...	...	...	...	...	...	...	...	1,126	1,100
SANDUR ...	...	...	...	...	...	...	...	...	...	...	...	...	...	...	...	...	...	...	...	...	...	...	...	...	...	...	...
Total, Feudatories.]	...	...	...	...	...	...	...	...	...	...	2,945	1,942	...	...	...	...	59	57	5	6	...	...	...	...	39	1,127	1,100
Grand Total ...	609	676	8,684	9,576	346	352	15,312	15,257	512	541	497,506	510,230	1,312	1,337	7	5	20,710	20,361	10,000	10,706	78	73	9,840	14,377	201,259	195,880	



CASTE, TRIBE, ETC.  
HINDU AND ANIMIST-  
TELUGU.

## TABLE XIII.

Caste, Tribe, Race or Nationality—continued.

[illegible]



TABLE XIII.

Caste, Tribe, Race or Nationality—continued.

PART I.—HINDU AND ANIMIST, SECTION B—TELUGU—cont.																												
DISTRICT OR STATE.		GAVARA.		GOLLA.		GÓDARA.		ÍNDRA.		ÍNDRA.		JĀLĀRI.		JĀNĀPPAN.				JĀTĀPU.				JĀTĪ.		JĀGĪ.		KĀTĪNĀI.		
														Hindu.		Animist.												
Males.	Females.	Males.	Females.	Males.	Females.	Males.	Females.	Males.	Females.	Males.	Females.	Males.	Females.	Males.	Females.	Males.	Females.	Males.	Females.	Males.	Females.	Males.	Females.	Males.	Females.	Males.	Females.	
54	55	56	57	58	59	60	61	62	63	64	65	66	67	68	69	70	71	72	73	74	75	76	77	78	79			
1. GANJĀM	2	28,781	31,906	408	402	5	...	...	...	...	...	3,773	4,798	...	...	4,251	4,404	...	...	...	...	291	287	50,014	54,057			
AGENCY, GANJĀM	...	52	69	...	...	...	...	...	...	...	...	11	10	...	...	428	451	...	...	...	...	159	189	9,764	10,307			
2. VIZAGAPATAM	22,926	72,104	74,225	1,464	1,760	36	40	504	608	54	52	6,765	7,790	2	1	1,831	1,934	4,700	4,929	...	11	223	218	9,764	10,307			
AGENCY, VIZAGAPATAM.	27	892	925	101	127	...	...	21	43	23	18	62	71	8	...	12,298	12,002	14,400	14,025	...	...	...	...	293	164			
3. GÓDĀVARI	4,007	37,596	38,020	52	37	70,242	87,888	14,148	14,631	15	13	593	711	8	1	...	...	...	...	...	3	301	293	830	727			
AGENCY, GÓDĀVARI.	40	2,609	2,431	1	...	025	027	74	08	5	5	96	59	...	...	...	...	...	...	...	5	4	...	9	...			
4. KRISHNA	22	69,439	65,028	3	...	154	133	435	437	...	...	3	1	30	19	...	...	...	...	...	4	22	467	451	151	152		
5. NELLORE	...	59,839	59,463	...	...	435	437	2,699	2,700	...	...	...	...	371	428	...	...	...	...	...	81	77	302	270	...	...		
6. CUDDAPAH	...	38,808	38,064	1	...	4,359	4,323	...	...	...	...	...	...	471	424	...	...	...	...	...	32	41	224	170	...	...		
7. KURNOOL	...	30,828	29,989	...	...	6,911	7,008	3	3	...	...	...	...	2	...	...	...	...	...	...	...	...	150	136	...	...		
8. BELLARY	...	13,800	13,426	...	...	3,625	3,815	...	...	...	...	...	...	...	...	...	...	...	...	...	...	...	514	517	...	...		
9. ANANTAPUR	...	22,440	21,075	...	...	3,585	3,710	...	...	...	...	...	...	...	...	...	...	...	...	...	...	...	279	259	...	...		
10. MADRAS	...	203	169	...	...	...	...	13	24	...	...	...	...	...	...	...	...	...	...	...	...	...	60	40	...	...		
11. CHINGLEPIT	...	3,806	3,074	...	...	227	295	840	781	...	...	6	4	397	333	...	...	...	...	...	2	...	601	586	...	...		
12. NORTH ARCOT	...	28,845	28,071	...	...	9,692	10,130	922	917	...	...	...	...	683	637	...	...	...	...	...	265	292	1,306	1,639	...	...		
13. SALEM	...	11,093	11,205	...	...	1,637	1,658	...	...	...	...	...	...	7,547	8,497	...	...	...	...	...	1	2	720	650	...	...		
14. COIMBATORE	...	3,138	2,930	...	...	138	133	...	...	...	...	...	...	13,750	11,200	...	...	...	...	...	64	35	122	110	...	...		
15. NILGIRIS	...	17	15	...	...	...	...	...	...	...	...	...	...	12	11	...	...	...	...	...	...	...	665	591	...	...		
16. SOUTH ARCOT	...	1,329	1,293	...	...	61	96	...	...	...	...	...	...	817	792	...	...	...	...	...	216	269	1	2	...	...		
17. TANJORE	...	908	271	...	...	...	...	...	...	...	...	...	...	800	1,022	...	...	...	...	...	10	7	166	141	...	...		
18. TRICHINOPOLY	...	1,175	1,223	...	...	...	...	...	...	...	...	...	...	780	675	...	...	...	...	...	...	...	24	23	...	...		
19. MADURA	...	1,705	1,864	...	...	...	...	...	...	...	...	...	...	9,338	8,458	...	...	...	...	...	4	...	33	25	...	...		
20. TINNEVELLY	...	...	...	...	...	...	...	...	...	...	...	...	...	3,240	3,070	...	...	...	...	...	...	...	...	...	...	...		
21. MALABAR	...	34	25	...	...	...	...	...	...	...	...	...	...	841	798	...	...	...	...	...	...	...	...	...	...	...		
22. SOUTH CANARA	...	458	429	...	...	...	...	...	...	...	...	...	...	...	...	...	...	...	...	...	3	2	1,311	1,418	...	...		
Total, British Territory.	27,123	126,259	126,150	2,408	2,408	110,733	120,297	19,235	19,814	101	83	11,312	13,451	40,027	41,098	18,812	18,792	19,160	18,955	707	692	7,819	8,048	61,110	65,436			
PUDUCKÓTTAI	...	15	10	...	...	...	...	...	...	...	...	...	...	37	30	...	...	...	...	...	37	48	...	...	...	...		
BANGANAPALLE	...	1,213	1,208	...	...	163	162	...	...	...	...	...	...	...	...	...	...	...	...	...	...	...	...	...	...	...		
SANDUR	...	34	32	...	...	6	9	...	...	...	...	...	...	...	...	...	...	...	...	...	...	...	...	...	...	...		
Total, Feudatories.	...	1,262	1,250	...	...	169	171	...	...	...	...	...	...	...	...	...	...	...	...	...	37	48	...	...	...	...		
Grand Total	27,123	128,400	127,521	4,270	4,208	110,902	120,468	19,235	19,814	101	83	11,312	13,451	40,064	41,098	18,812	18,792	19,160	18,955	744	740	7,823	8,055	61,110	65,436			



Table XIII.  
CASTE, TRIBE, ETC.  
HINDU AND ANIMIST—  
TELUGU.

TABLE XIII.

Caste, Tribe, Race or Nationality—continued.

DISTRICT OR STATE.	PART I.—HINDU AND ANIMIST. SECTION B—TELUGU—cont.															
	KAMMA.				KAMMAKA.				KAPU.				KARNATAVU.			
	Males.		Females.		Males.		Females.		Males.		Females.		Males.		Females.	
	80	81	82	83	84	85	86	87	88	89	90	91	92	93	94	95
	KODDA DORA.				KODDA DORA.				KODDA DORA.				KODDA DORA.			
	Males.		Females.		Males.		Females.		Males.		Females.		Males.		Females.	
	96	97	98	99	100	101	102	103	104	105	106	107	108	109	110	111
	100	101	102	103	104	105	106	107	108	109	110	111	112	113	114	115
1. GANJAM ...	67	142	9,417	22,107	23,279	227,046	230,126	...	11	18	11,822	22,311	1,724	1,748	...	...
2. VIZAGAPATAM ...	...	...	...	...	...	...	...	...	...	...	...	...	...	...	...	...
3. GONDAR ...	...	...	...	...	...	...	...	...	...	...	...	...	...	...	...	...
4. AGONY, GONDAR ...	...	...	...	...	...	...	...	...	...	...	...	...	...	...	...	...
5. KISTNA ...	...	...	...	...	...	...	...	...	...	...	...	...	...	...	...	...
6. CHIDAMPAL ...	...	...	...	...	...	...	...	...	...	...	...	...	...	...	...	...
7. KURNOOL ...	...	...	...	...	...	...	...	...	...	...	...	...	...	...	...	...
8. BELLARY ...	...	...	...	...	...	...	...	...	...	...	...	...	...	...	...	...
9. ANANTAPUR ...	...	...	...	...	...	...	...	...	...	...	...	...	...	...	...	...
10. MADRAS ...	...	...	...	...	...	...	...	...	...	...	...	...	...	...	...	...
11. CHINGLEPUT ...	...	...	...	...	...	...	...	...	...	...	...	...	...	...	...	...
12. NORTH ARCOT ...	...	...	...	...	...	...	...	...	...	...	...	...	...	...	...	...
13. SALEM ...	...	...	...	...	...	...	...	...	...	...	...	...	...	...	...	...
14. COIMBATORE ...	...	...	...	...	...	...	...	...	...	...	...	...	...	...	...	...
15. NILGIRIS ...	...	...	...	...	...	...	...	...	...	...	...	...	...	...	...	...
16. SOUTH ARCOT ...	...	...	...	...	...	...	...	...	...	...	...	...	...	...	...	...
17. TANDORE ...	...	...	...	...	...	...	...	...	...	...	...	...	...	...	...	...
18. TRICHINGOPOLY ...	...	...	...	...	...	...	...	...	...	...	...	...	...	...	...	...
19. MADURA ...	...	...	...	...	...	...	...	...	...	...	...	...	...	...	...	...
20. TINNEVELLY ...	...	...	...	...	...	...	...	...	...	...	...	...	...	...	...	...
21. MALABAR ...	...	...	...	...	...	...	...	...	...	...	...	...	...	...	...	...
22. SOUTH CANARA ...	...	...	...	...	...	...	...	...	...	...	...	...	...	...	...	...
Total, British Territory.	488,298	485,082	133,426	137,670	1,283,177	1,290,163	134	139	5,526	5,733	214,165	212,036	29,878	29,171	14,788	14,878
PUDUCHÉRI ...	105	181	...	...	...	...	...	...	...	...	...	...	...	...	...	...
BANGALORE ...	37	30	...	...	...	...	...	...	...	...	...	...	...	...	...	...
SANDUR ...	...	...	...	...	...	...	...	...	...	...	...	...	...	...	...	...
Total, Feudatories.	202	211	243	244	2,005	2,870	...	...	...	...	1,030	948	...	...	...	...
Grand Total	488,430	485,293	133,669	137,914	1,283,142	1,293,033	134	139	5,526	5,733	215,204	212,984	29,878	29,171	14,788	14,878

TABLE XIII.

Caste, Tribe, Race or Nationality—continued.

DISTRICT OR STATE.	PART I.—HINDU AND ANIMIST. SECTION B—TELUGU—contd.															
	KUMBARA.		KURSI.		MADIGA.		MAJURU.		MALA.		MANGALA.		MEDAMA.		MUTACHA.	
	Males.	Females.	Males.	Females.	Males.	Females.	Males.	Females.	Males.	Females.	Males.	Females.	Males.	Females.	Males.	Females.
1. GANJAM ...	2,106	2,017	...	...	4,105	4,502	3,585	3,808	29,053	35,102	4,784	4,627	1,008	982	10	4
AGENCY, GANJAM ...	1,488	1,367	...	...	...	...	...	...	...	...	...	...	...	...	...	...
2. VIZAGAPATAM ...	4,079	3,772	...	...	20,433	21,348	1,887	1,850	71,550	77,885	16,089	16,170	1,252	1,156	60	60
AGENCY, VIZAGAPATAM.	3,957	3,573	...	...	689	775	42	32	5,447	5,105	527	537	146	114	25	5
3. GÓDÁVARI ...	6,762	6,903	1	...	56,301	57,112	1	...	188,855	202,255	11,554	11,774	838	845	1,700	1,674
AGENCY, GÓDÁVARI.	1,009	921	...	...	3,514	3,452	...	...	8,145	7,892	405	405	80	80	504	401
4. KRISHNA ...	11,575	11,177	...	...	71,672	70,000	...	1	120,811	115,004	11,262	10,790	1,372	1,311	15,933	15,911
5. NELLORE ...	9,154	8,033	...	...	44,043	43,183	...	...	93,801	90,310	7,633	7,323	455	444	13,232	12,708
6. CUDAPAH ...	6,028	5,688	62	35	40,168	39,507	...	...	44,031	43,900	8,820	8,224	582	431	17,542	16,092
7. KURNOOL ...	5,211	5,016	2,249	3,313	29,090	28,785	...	...	27,245	29,070	6,752	6,743	602	580	2,928	2,904
8. BELGARI ...	1,745	1,607	4,455	4,133	38,308	38,003	...	...	4,796	4,511	2,800	2,715	632	715	125	102
9. ANANTAPUR ...	3,057	2,601	410	436	45,213	41,113	...	...	10,331	10,027	6,976	6,596	323	297	1,356	1,246
10. MADRAS ...	21	32	...	...	2,700	2,658	...	...	56	3	61	36	37	5	502	470
11. CHINGLEPUT ...	423	418	...	...	1,513	1,505	...	...	7,550	7,515	258	231	34	30	9,084	9,463
12. NORTH ARCOT ...	3,509	4,026	...	...	16,058	15,055	...	...	72,757	70,933	4,900	4,719	523	548	24,179	23,925
13. SAIAM ...	286	280	...	...	1,003	1,513	...	...	9,430	9,799	1,021	1,008	981	1,138	383	613
14. COIMBATORE ...	91	79	...	...	1,107	1,136	...	...	100	168	...	...	600	612	217	107
15. NILGIRIS ...	...	...	...	...	59	42	...	...	...	...	1	...	...	...	45	28
16. SOUTH ARCOT ...	...	...	...	...	186	108	...	...	...	...	2	2	40	39	360	356
17. TANJORE ...	3	...	1	...	42	44	...	...	...	...	...	...	...	...	...	...
18. TRICHINOPOLY ...	2	...	...	...	4	3	...	...	...	...	...	...	...	...	...	...
19. MADURA ...	117	122	...	...	4	3	...	...	...	...	20	33	...	...	...	...
20. TINNEVELLY ...	5	1	1	...	3	...	...	...	...	...	...	...	...	...	...	...
21. MALABAR ...	3	3	2	...	17	20	...	...	...	...	35	34	...	...	179	164
22. SOUTH CANARA ...	12	...	...	1	282	325	...	...	...	...	...	...	...	...	...	...
Total, British Territory.]	61,306	58,499	7,181	7,018	378,081	373,749	5,515	5,700	695,473	707,008	82,710	80,908	10,352	10,179	88,950	87,114
PUDUKKOTTAI ...	...	...	...	...	...	...	...	...	...	...	...	...	...	...	...	...
BANGALAPALLE ...	239	216	102	124	17	11	...	...	1,316	1,230	299	342	...	...	...	...
SANDUR ...	...	...	...	...	315	324	...	...	...	...	35	41	61	54	...	...
Total, Feudal-tories.]	239	216	102	124	1,456	1,460	...	...	1,310	1,230	334	353	76	61	...	...
Grand Total ...	61,545	58,715	7,283	8,042	380,107	375,149	5,515	5,700	696,789	708,238	83,044	81,381	10,422	10,240	88,946	87,114
															11,827	12,619

Table XIII.

CASTE, TRIBE, ETC.  
HINDU AND ANIMIST—  
TELUGU.



Table XIII.  
CASTE, TRIBE, ETC.  
HINDU AND ANIMIST—  
TELUGU.

TABLE XIII.

Caste, Tribe, Race or Nationality—continued.

PART I.—HINDU AND ANIMIST. SECTION B—TELUGU—cont.																																	
DISTRICT OR STATE.		ÓIALL.												PANASA.				PATRA.		PERIKK.		PIC'CHIGUNTA.				RÁZU.							
		N <sup>o</sup> s.		NEYYALA.		OODE.		Hindu.		Animist.		Males.		Females.		Males.		Females.		Males.		Females.		Hindu.				Animist.		Males.		Females.	
				Males.	Females.	Males.	Females.	Males.	Females.	Males.	Females.	Males.	Females.	Males.	Females.	Males.	Females.	Males.	Females.	Males.	Females.	Males.	Females.	Males.	Females.			Males.	Females.	Males.	Females.	Males.	Females.
1. GANJAM	...	...	...	...	...	...	...	...	...	...	...	...	...	...	...	...	...	...	...	...	...	...	...	...	...	...	...	...	...	...	...		
AGENCY, GANJAM	...	...	...	...	...	...	...	...	...	...	...	...	...	...	...	...	...	...	...	...	...	...	...	...	...	...	...	...	...	...	...		
2. VIZAGAPATAM	...	...	...	...	...	...	...	...	...	...	...	...	...	...	...	...	...	...	...	...	...	...	...	...	...	...	...	...	...	...	...		
AGENCY, VIZAGAPATAM.	...	...	...	...	...	...	...	...	...	...	...	...	...	...	...	...	...	...	...	...	...	...	...	...	...	...	...	...	...	...	...		
3. GÓDÁVARI	...	...	...	...	...	...	...	...	...	...	...	...	...	...	...	...	...	...	...	...	...	...	...	...	...	...	...	...	...	...	...		
AGENCY, GÓDÁVARI.	...	...	...	...	...	...	...	...	...	...	...	...	...	...	...	...	...	...	...	...	...	...	...	...	...	...	...	...	...	...	...		
4. KISTNA	...	...	...	...	...	...	...	...	...	...	...	...	...	...	...	...	...	...	...	...	...	...	...	...	...	...	...	...	...	...	...		
5. NELLORE	...	...	...	...	...	...	...	...	...	...	...	...	...	...	...	...	...	...	...	...	...	...	...	...	...	...	...	...	...	...	...		
6. CUDDAPAH	...	...	...	...	...	...	...	...	...	...	...	...	...	...	...	...	...	...	...	...	...	...	...	...	...	...	...	...	...	...	...		
7. KURNOOL	...	...	...	...	...	...	...	...	...	...	...	...	...	...	...	...	...	...	...	...	...	...	...	...	...	...	...	...	...	...	...		
8. BELLARY	...	...	...	...	...	...	...	...	...	...	...	...	...	...	...	...	...	...	...	...	...	...	...	...	...	...	...	...	...	...	...		
9. ANANTAPUR	...	...	...	...	...	...	...	...	...	...	...	...	...	...	...	...	...	...	...	...	...	...	...	...	...	...	...	...	...	...	...		
10. MADRAS	...	...	...	...	...	...	...	...	...	...	...	...	...	...	...	...	...	...	...	...	...	...	...	...	...	...	...	...	...	...	...		
11. CHINOLEPUT	...	...	...	...	...	...	...	...	...	...	...	...	...	...	...	...	...	...	...	...	...	...	...	...	...	...	...	...	...	...	...		
12. NORTH ARCOT	...	...	...	...	...	...	...	...	...	...	...	...	...	...	...	...	...	...	...	...	...	...	...	...	...	...	...	...	...	...	...		
13. SALEM	...	...	...	...	...	...	...	...	...	...	...	...	...	...	...	...	...	...	...	...	...	...	...	...	...	...	...	...	...	...	...		
14. COIMBATORE	...	...	...	...	...	...	...	...	...	...	...	...	...	...	...	...	...	...	...	...	...	...	...	...	...	...	...	...	...	...	...		
15. NILGIRIS	...	...	...	...	...	...	...	...	...	...	...	...	...	...	...	...	...	...	...	...	...	...	...	...	...	...	...	...	...	...	...		
16. SOUTH ARCOT	...	...	...	...	...	...	...	...	...	...	...	...	...	...	...	...	...	...	...	...	...	...	...	...	...	...	...	...	...	...	...		
17. TANDJORE	...	...	...	...	...	...	...	...	...	...	...	...	...	...	...	...	...	...	...	...	...	...	...	...	...	...	...	...	...	...	...		
18. TRICHINOPOLY	...	...	...	...	...	...	...	...	...	...	...	...	...	...	...	...	...	...	...	...	...	...	...	...	...	...	...	...	...	...	...		
19. MADURA	...	...	...	...	...	...	...	...	...	...	...	...	...	...	...	...	...	...	...	...	...	...	...	...	...	...	...	...	...	...	...		
20. TINNEVELLY	...	...	...	...	...	...	...	...	...	...	...	...	...	...	...	...	...	...	...	...	...	...	...	...	...	...	...	...	...	...	...		
21. MALABAR	...	...	...	...	...	...	...	...	...	...	...	...	...	...	...	...	...	...	...	...	...	...	...	...	...	...	...	...	...	...	...		
22. SOUTH CANARA	...	...	...	...	...	...	...	...	...	...	...	...	...	...	...	...	...	...	...	...	...	...	...	...	...	...	...	...	...	...	...		
Total, British Territory.	430	404	5,071	5,722	249,340	247,917	3,933	4,108	65	42	278	321	8,380	8,070	10,078	12,041	4,102	3,825	19	22	53,307	52,345											
PUDUKKÓTTAI	...	...	...	...	...	...	...	...	...	...	...	...	...	...	...	...	...	...	...	...	...	...	...	...	...	...	...	...	...	...	...		
BANGANAPALLE	...	...	...	...	...	...	...	...	...	...	...	...	...	...	...	...	...	...	...	...	...	...	...	...	...	...	...	...	...	...	...		
SANDUR	...	...	...	...	...	...	...	...	...	...	...	...	...	...	...	...	...	...	...	...	...	...	...	...	...	...	...	...	...	...	...		
Total, Feudatories.	...	...	...	...	...	...	...	...	...	...	...	...	...	...	...	...	...	...	...	...	...	...	...	...	...	...	...	...	...	...	...		
Grand Total	430	404	5,071	5,722	249,911	248,477	3,963	4,108	65	42	278	321	8,401	8,088	10,084	12,048	4,162	3,825	19	22	53,821	53,025											

# TABLE XIII.

Caste, Tribe, Race or Nationality—continued.

PART I.—HINDU AND ANIMIST. SECTION B—TELUGU—cont.																							
DISTRICT OR STATE.		SALAPUR.		SAL.		SASANI.		SAGIDI.		TAMBALLA.		TELAGA.		TELURULA.		TODATA.		TOTTHAN.		TAKALA.			
		Males.	Females.	Males.	Females.	Males.	Females.	Males.	Females.	Males.	Females.	Males.	Females.	Males.	Females.	Males.	Females.	Males.	Females.	Males.	Females.		
1. GANJAM	...	...	5,809	389	1,277	1,973	2,139	15,119	18,214	...	...	24,200	27,487	...	...	...	...	...	...	10,504	11,906		
AGENCY, GANJAM	...	...	7	...	7	...	...	3	...	...	...	141	129	...	...	...	...	...	...	...	...		
2. VIJAYAPATAM	528	31,518	32,187	83	199	1,441	1,559	8,087	9,012	5	2	53,107	55,001	...	...	...	...	...	...	30,107	31,067		
AGENCY, VIJAYAPATAM.	1	528	588	11	47	229	248	298	279	...	...	2,447	2,406	559	594	...	...	...	...	1,442	1,515		
3. GONDARU	...	24,371	24,000	946	789	1,346	1,277	1,140	1,197	212	61	22,852	23,287	3,330	3,500	...	...	...	...	28,873	29,502		
AGENCY, GONDARU.	...	551	548	...	...	122	115	105	101	6	3	3,492	3,395	112	111	...	...	...	...	1,607	1,538		
4. KURNA	14	22,276	21,795	241	211	1,397	1,285	108	79	189	147	76,100	73,083	331	323	...	...	...	...	31,961	31,336		
5. MELLOR	...	7,709	7,693	...	...	1,023	967	...	...	17	10	419	478	31	29	...	...	...	...	20,307	19,757		
6. CUDDAPAH	...	10,366	9,871	...	...	857	924	...	1	515	403	...	...	...	...	...	...	...	...	16,173	15,550		
7. KURNUL	...	4,892	4,281	...	...	1,044	1,410	...	...	676	624	5,310	5,332	...	...	...	...	...	...	12,177	11,898		
8. BELLARY	...	9,601	9,075	...	...	686	810	...	...	272	326	528	493	...	...	...	...	...	...	6,883	6,189		
9. ANANTAPUR	...	3,337	2,980	...	...	897	952	...	...	57	58	...	...	...	...	...	...	...	...	8,107	7,549		
10. MADRAS	...	1,870	1,855	...	...	703	736	...	...	...	...	...	...	...	...	...	...	...	...	...	...		
11. CHINGLEPIT	...	3,064	3,137	...	...	320	354	...	...	...	...	...	...	...	...	...	...	...	...	...	...		
12. NORTH ARCOT	...	6,040	5,705	...	...	929	942	...	...	...	...	...	...	...	...	...	...	...	...	...	...		
13. SALEM	...	3,009	3,852	...	...	1,437	1,562	...	...	...	...	...	...	...	...	...	...	...	...	...	...		
14. COMBATORE	...	364	325	...	...	1,536	1,501	...	...	...	...	...	...	...	...	...	...	...	...	...	...		
15. NILGIRIS	...	1	...	...	...	28	14	...	...	...	...	...	...	...	...	...	...	...	...	...	...		
16. SOUTH ARCOT	...	3,610	3,447	...	...	553	557	...	...	...	...	...	...	...	...	...	...	...	...	...	...		
17. TANJORE	...	4,077	4,853	...	...	476	545	...	...	...	...	...	...	...	...	...	...	...	...	...	...		
18. TRICHINOPOLY	...	3,313	3,376	...	...	450	477	...	...	...	...	...	...	...	...	...	...	...	...	...	...		
19. MADURA	...	4,628	5,052	...	...	991	1,071	...	...	...	...	...	...	...	...	...	...	...	...	...	...		
20. TINSVELLY	...	8,353	8,091	...	...	739	722	...	...	...	...	...	...	...	...	...	...	...	...	...	...		
21. MALABAR	...	38	47	...	...	5	9	...	...	...	...	...	...	...	...	...	...	...	...	...	...		
22. SOUTH CANARA	...	2,133	2,298	...	...	3	4	...	...	...	...	...	...	...	...	...	...	...	...	...	...		
Total, British Territory.]	543	163,013	162,061	1,370	2,530	19,085	20,272	24,783	28,885	1,959	1,703	188,847	193,900	4,381	4,634	35,004	33,003	74,402	75,456	179,965	179,300		
PUDUKKOTTAI	...	32	29	...	...	9	16	...	...	...	...	...	...	...	...	...	...	...	...	...	...		
BANGANAPALLE	...	378	368	...	...	43	39	...	...	...	...	...	...	...	...	...	...	...	...	...	...		
SANDUR	...	...	1	...	...	...	...	...	...	...	...	...	...	...	...	...	...	...	...	...	...		
Total, Feudatories.]	...	410	398	...	...	52	55	...	...	...	...	...	...	...	...	...	...	...	...	...	...		
Grand Total	543	163,453	162,459	1,370	2,530	19,137	20,327	24,783	28,885	1,992	1,747	189,170	193,507	4,384	4,635	35,170	33,317	74,751	75,712	180,408	179,747		









Table XIII.

CASTE, TRIBE, ETC.  
HINDU AND ANIMIST—  
MALAYÁLAM.

174

TABLE XIII.

Caste, Tribe, Race or Nationality—continued.

PART I.—HINDU AND ANIMIST. SECTION C—MALAYÁLAM—cont.																												
DISTRICT OR STATE.	KADUP-PATTAN.		KAMMALAN.		KANISAN.		KAKKIYAN.		KARUP-PALAN.		KATTU-NAYARKAN.		KAYAR-TIVAN.		KOLAYAN.		KUPPUCHAN.		MALAYAN.				MANNAN.		MARAYAN.			
	Males.	Females.	Males.	Females.	Males.	Females.	Males.	Females.	Males.	Females.	Males.	Females.	Males.	Females.	Males.	Females.	Males.	Females.	Hindu.		Animist.		Males.	Females.	Males.	Females.		
																			Males.	Females.	Males.	Females.					Males.	Females.
1. GANJAM	30	31	32	33	34	35	36	37	38	39	40	41	42	43	44	45	46	47	48	49	50	51	52	53	54	55	56	57
2. VIZAGAPATAM																												
3. GÓDÁVARI																												
4. KISTNA																												
5. NELLORE																												
6. CUDAPAH																												
7. KURNOOL																												
8. BELGARY																												
9. ANANTAPUR																												
10. MADRAS																												
11. CHINGLEPUT																												
12. NORTH ARCOT																												
13. SALEM																												
14. COIMBATORE																												
15. NILGIRIS																												
16. SOUTH ARCOT																												
17. TANJORE																												
18. TRICHINOPOLY																												
19. MADURA																												
20. TINNEVELLY																												
21. MALABAR																												
22. SOUTH CANARA																												
Total, British Territory.	9,189	10,304	50,806	53,227	7,382	7,881	200	232	1,857	1,729	1,674	812	2,075	2,698	8,071	8,818	4,940	4,702	5,416	4,676	3,051	2,839	314	303	15,681	15,963	3,094	4,137
PUDUKÓTTAI																												
BANGALAPALLE																												
SANDUR																												
Total, Feudatories.																												
Grand Total	9,189	10,304	50,806	53,227	7,382	7,881	200	232	1,857	1,729	1,674	812	2,075	2,698	8,071	8,818	4,940	4,702	5,416	4,676	3,051	2,839	314	303	15,681	15,963	3,094	4,137

PART I.—HINDU AND ANIMIST. SECTION C.—MALAYĀLĀM—cont.																							
DISTRICT OR STATE.	MĀVILĀN.		MURKUTAN.		MĒSSAD.		MĪTTĀN.		MUVVĀRI.		NĀYĀRI.		NULĀYAN.		PANAN.		PANAYAN.		PARAVAN.		PULIVAN.		
	Males.	Females.	Males.	Females.	Males.	Females.	Males.	Females.	Males.	Females.	Males.	Females.	Males.	Females.	Males.	Females.	Males.	Females.	Males.	Females.	Males.	Females.	
1. GANJĀM	...	...	...	...	...	...	...	...	...	...	...	...	...	...	...	...	...	...	...	...	...	...	
2. AGENCY, GANJĀM	...	...	...	...	...	...	...	...	...	...	...	...	...	...	...	...	...	...	...	...	...	...	
3. AGENCY, GANJĀM	...	...	...	...	...	...	...	...	...	...	...	...	...	...	...	...	...	...	...	...	...	...	
4. KISTNA	...	...	...	...	...	...	...	...	...	...	...	...	...	...	...	...	...	...	...	...	...	...	
5. NELLORE	...	...	...	...	...	...	...	...	...	...	...	...	...	...	...	...	...	...	...	...	...	...	
6. CHIDAPAH	...	...	...	...	...	...	...	...	...	...	...	...	...	...	...	...	...	...	...	...	...	...	
7. KURNOOL	...	...	...	...	...	...	...	...	...	...	...	...	...	...	...	...	...	...	...	...	...	...	
8. BELLARY	...	...	...	...	...	...	...	...	...	...	...	...	...	...	...	...	...	...	...	...	...	...	
9. ANANTAPUR	...	...	...	...	...	...	...	...	...	...	...	...	...	...	...	...	...	...	...	...	...	...	
10. MADRAS	...	...	...	...	...	...	...	...	...	...	...	...	...	...	...	...	...	...	...	...	...	...	
11. CHENNAI	...	...	...	...	...	...	...	...	...	...	...	...	...	...	...	...	...	...	...	...	...	...	
12. NORTH ARCOT	...	...	...	...	...	...	...	...	...	...	...	...	...	...	...	...	...	...	...	...	...	...	
13. SALEM	...	...	...	...	...	...	...	...	...	...	...	...	...	...	...	...	...	...	...	...	...	...	
14. COIMBATORE	...	...	...	...	...	...	...	...	...	...	...	...	...	...	...	...	...	...	...	...	...	...	
15. NULHERIS	...	...	...	...	...	...	...	...	...	...	...	...	...	...	...	...	...	...	...	...	...	...	
16. SOUTH ARCOT	...	...	...	...	...	...	...	...	...	...	...	...	...	...	...	...	...	...	...	...	...	...	
17. TANJORE	...	...	...	...	...	...	...	...	...	...	...	...	...	...	...	...	...	...	...	...	...	...	
18. TRICHINOPOLY	...	...	...	...	...	...	...	...	...	...	...	...	...	...	...	...	...	...	...	...	...	...	
19. MADRAS	...	...	...	...	...	...	...	...	...	...	...	...	...	...	...	...	...	...	...	...	...	...	
20. TINNEVELLY	...	...	...	...	...	...	...	...	...	...	...	...	...	...	...	...	...	...	...	...	...	...	
21. MALABAR	1,143	1,005	8,174	7,942	224	255	4,474	4,388	759	1,122	278	262	188,434	202,957	75	100	13,888	13,330	2,927	2,176	114	69	
22. SOUTH CANARA	...	...	1,500	1,501	...	...	...	...	349	384	...	...	8,430	8,948	4	6	48	...	...	...	...	...	
Total, British Territory.	1,143	1,005	9,746	9,544	224	255	4,480	4,388	1,108	1,506	273	262	198,206	212,169	49	47	6,701	6,723	10,009	9,673	114	69	
PUDUKÓTTAI	...	...	...	...	...	...	...	...	...	...	...	...	...	...	...	...	...	...	...	...	...	...	
BANGASAPALLE	...	...	...	...	...	...	...	...	...	...	...	...	...	...	...	...	...	...	...	...	...	...	
SANDUR	...	...	...	...	...	...	...	...	...	...	...	...	...	...	...	...	...	...	...	...	...	...	
Total, Feudatories.	...	...	...	...	...	...	...	...	...	...	...	...	10	3	...	...	...	...	...	...	...	...	
Grand Total	1,143	1,005	9,746	9,544	224	255	4,480	4,388	1,108	1,506	273	262	198,216	212,172	49	47	6,701	6,723	10,009	9,673	114	69	



Table XIII.

CASTE, TRIBE, ETC.  
HINDU AND ANIMIST—  
MALAYÁLAM.

176

TABLE XIII.

Caste, Tribe, Race or Nationality—continued.

DISTRICT OR STATE.	PART I.—HINDU AND ANIMIST. SECTION C—MALAYÁLAM—cont.															
	PULLUVAN.		SÁMANTAN.		TARAVAN.		TÍVAN.		TÓLOKILAN.		VELAKKATTALAVAN.		VELAN.		VELUTTÉDAN.	
	Males.	Females.	Males.	Females.	Males.	Females.	Males.	Females.	Males.	Females.	Males.	Females.	Males.	Females.	Males.	Females.
	84	85	86	87	88	89	90	91	92	93	94	95	96	97	98	99
TOTAL, SECTION C.	Yógi-GURUKKAL.		VÉTTUVAN.		HINDA.		Animist.									
	Males.	Females.	Males.	Females.	Males.	Females.	Males.	Females.	Males.	Females.	Males.	Females.	Males.	Females.	Males.	Females.
1. GANJAM ...	...	...	...	...	...	...	...	...	...	...	...	...	...	...	...	...
2. VIJAYAPATNAM ...	...	...	...	...	...	...	...	...	...	...	...	...	...	...	...	...
3. GÓDÁVARI ...	...	...	...	...	...	...	...	...	...	...	...	...	...	...	...	...
4. KISTNA ...	...	...	...	...	...	...	...	...	...	...	...	...	...	...	...	...
5. NELLORE ...	...	...	...	...	...	...	...	...	...	...	...	...	...	...	...	...
6. CUDDAPORE ...	...	...	...	...	...	...	...	...	...	...	...	...	...	...	...	...
7. KURNOOL ...	...	...	...	...	...	...	...	...	...	...	...	...	...	...	...	...
8. BELLARY ...	...	...	...	...	...	...	...	...	...	...	...	...	...	...	...	...
9. ANANTAPUR ...	...	...	...	...	...	...	...	...	...	...	...	...	...	...	...	...
10. MADRAS ...	...	...	...	...	...	...	...	...	...	...	...	...	...	...	...	...
11. CHINGLEPUT ...	...	...	...	...	...	...	...	...	...	...	...	...	...	...	...	...
12. NORTH ARCOT ...	...	...	...	...	...	...	...	...	...	...	...	...	...	...	...	...
13. SALEM ...	...	...	...	...	...	...	...	...	...	...	...	...	...	...	...	...
14. COIMBATORE ...	...	...	...	...	...	...	...	...	...	...	...	...	...	...	...	...
15. NILGIRIS ...	...	...	...	...	...	...	...	...	...	...	...	...	...	...	...	...
16. SOUTH ARCOT ...	...	...	...	...	...	...	...	...	...	...	...	...	...	...	...	...
17. TANGORE ...	...	...	...	...	...	...	...	...	...	...	...	...	...	...	...	...
18. TRICHINOPOLY ...	...	...	...	...	...	...	...	...	...	...	...	...	...	...	...	...
19. MADURA ...	...	...	...	...	...	...	...	...	...	...	...	...	...	...	...	...
20. TINNIVELLY ...	...	...	...	...	...	...	...	...	...	...	...	...	...	...	...	...
21. MALABAR ...	...	...	...	...	...	...	...	...	...	...	...	...	...	...	...	...
22. SOUTH CANARA ...	...	...	...	...	...	...	...	...	...	...	...	...	...	...	...	...
Total, British Territory.	861	907	2,067	2,284	3,192	3,183	285,849	292,002	1,104	1,201	4,239	4,528	1,515	1,805	5,562	6,007
PUDUKKÓTTAI ...	...	...	...	...	...	...	...	...	...	...	...	...	...	...	...	...
BANGALAPALLE ...	...	...	...	...	...	...	...	...	...	...	...	...	...	...	...	...
SANDUR ...	...	...	...	...	...	...	...	...	...	...	...	...	...	...	...	...
Total, Feudatories.	...	...	...	...	...	...	...	...	...	...	...	...	...	...	...	...
Grand Total	861	907	2,067	2,284	3,192	3,183	285,849	292,002	1,104	1,201	4,239	4,528	1,515	1,805	5,562	6,007





Table XIII.

CASTE, TRIBE, ETC.  
HINDU AND ANIMIST—  
CANARESE.

178

TABLE XIII.

Caste, Tribe, Race or Nationality—continued.

DISTRICT OR STATE.	PART I.—HINDU AND ANIMIST. SECTION D.—CANARESE—cont.															
	BRÁHMAN.		CHÁRÓD.		DEVADIGA.		GÁNGA.		GAYL.		GARDA.		GAUTL.		GUD- DARA.	
	Males.	Females.	Males.	Females.	Males.	Females.	Males.	Females.	Males.	Females.	Males.	Females.	Males.	Females.	Males.	Females.
1. GANJAM ...	45	40	...	...	...	...	...	...	...	...	...	...	...	...	...	...
2. VIZAGAPATAM ...	28	36	...	...	...	...	...	...	...	...	...	...	...	...	...	...
3. GÓDÁVARI ...	76	52	...	...	...	...	...	...	...	...	...	...	...	...	...	...
4. KISTNA ...	90	90	...	...	...	...	...	...	...	...	...	...	...	...	...	...
5. NELLORE ...	294	384	...	...	...	...	...	...	...	...	...	...	...	...	...	...
6. CHIDAMPAR ...	614	748	...	...	...	...	...	...	...	...	...	...	...	...	...	...
7. KURNOOL ...	553	632	...	...	...	...	...	...	...	...	...	...	...	...	...	...
8. BELARY ...	5,243	6,397	1	...	...	...	...	...	...	...	...	...	...	...	...	...
9. ANASTAPUR ...	2,981	2,752	...	...	...	...	...	...	...	...	...	...	...	...	...	...
10. MADRAS ...	705	465	...	...	...	...	...	...	...	...	...	...	...	...	...	...
11. CHINOLEPUT ...	375	375	...	...	...	...	...	...	...	...	...	...	...	...	...	...
12. NORTH ARCOT ...	1,612	1,748	...	...	...	...	...	...	...	...	...	...	...	...	...	...
13. SALEM ...	2,733	3,148	...	...	...	...	...	...	...	...	...	...	...	...	...	...
14. COIMBATORE ...	5,225	5,456	...	...	...	...	...	...	...	...	...	...	...	...	...	...
15. NILGIRIS ...	74	4	...	...	...	...	...	...	...	...	...	...	...	...	...	...
16. SOUTH ARCOT ...	1,821	1,905	...	...	...	...	...	...	...	...	...	...	...	...	...	...
17. TANJORE ...	1,064	1,718	...	...	...	...	...	...	...	...	...	...	...	...	...	...
18. TRICHINOPOLY ...	1,190	1,170	...	...	...	...	...	...	...	...	...	...	...	...	...	...
19. MADURA ...	1,283	1,272	...	...	...	...	...	...	...	...	...	...	...	...	...	...
20. TIRUNVELLY ...	1,126	1,268	...	...	...	...	...	...	...	...	...	...	...	...	...	...
21. MADRAS ...	425	90	...	...	...	...	...	...	...	...	...	...	...	...	...	...
22. SOUTH CANARA ...	17,839	18,103	475	624	10,532	12,470	5,860	6,158	782	782	23,091	22,451	...	...	...	...
Total, British Territory.]	46,030	46,028	483	625	10,537	12,471	9,160	9,243	761	782	23,731	22,746	367	443	260	260
PUDUCHÉTTAI ...	131	128	...	...	...	...	...	...	...	...	...	...	...	...	...	...
DANDANAPALLE ...	4	...	...	...	...	...	...	...	...	...	...	...	...	...	...	...
SANDUR ...	221	241	...	...	...	...	...	...	...	...	...	...	...	...	...	...
Total, Feudatories.]	356	369	...	...	...	...	...	...	...	...	...	...	...	...	...	...
Grand Total ...	46,386	47,297	483	625	10,537	12,471	9,160	9,243	761	782	23,731	22,746	371	445	260	260

Grand Total

TABLE XIII.

Caste, Tribe, Race or Nationality—continued.

DISTRICT OR STATE.	PART I.—HINDU AND ANIMIST. SECTION D—CANARESE—cont.													
	KANKADIAN.		KAPPILATAN.		KHELAM.		KICHU-GABA.		KORAGA.		KOTAM.		KOTEGABA.	
	Males.	Females.	Males.	Females.	Males.	Females.	Males.	Females.	Males.	Females.	Males.	Females.	Males.	Females.
	KUDIYA.		KUMBABA.		KURUBA.									
	Males.	Females.	Males.	Females.	Males.	Females.								
1. GANJAM ...	54	55	50	57	58	59	60	61	62	63	64	65	66	67
AGENCY, GANJAM ...	...	...	...	...	...	...	...	...	...	...	...	...	...	...
2. VIJAYAPATNAM ...	...	...	...	...	...	...	...	...	...	...	...	...	...	...
AGENCY, VIJAYAPATNAM ...	...	...	...	...	...	...	...	...	...	...	...	...	...	...
3. GONDYARI ...	...	...	...	...	...	...	...	...	...	...	...	...	...	...
AGENCY, GONDYARI ...	...	...	...	...	...	...	...	...	...	...	...	...	...	...
4. KISTNA ...	...	...	...	...	...	...	...	...	...	...	...	...	...	...
5. NELLORE ...	...	...	...	...	...	...	...	...	...	...	...	...	...	...
6. CUDDAPORE ...	...	...	...	...	...	...	...	...	...	...	...	...	...	...
7. KURNUL ...	...	...	...	...	...	...	...	...	...	...	...	...	...	...
8. BELLARY ...	...	...	...	...	...	...	...	...	...	...	...	...	...	...
9. ANANTAPUR ...	...	...	...	...	...	...	...	...	...	...	...	...	...	...
10. MADRAS ...	...	...	...	...	...	...	...	...	...	...	...	...	...	...
11. CHINGLEPUT ...	...	...	...	...	...	...	...	...	...	...	...	...	...	...
12. NORTH ARCOT ...	...	...	...	...	...	...	...	...	...	...	...	...	...	...
13. SALEM ...	...	...	...	...	...	...	...	...	...	...	...	...	...	...
14. COIMBATORE ...	...	...	...	...	...	...	...	...	...	...	...	...	...	...
15. NILGIRI ...	...	...	...	...	...	...	...	...	...	...	...	...	...	...
16. SOUTH ARCOT ...	...	...	...	...	...	...	...	...	...	...	...	...	...	...
17. TANSORE ...	...	...	...	...	...	...	...	...	...	...	...	...	...	...
18. TECHNIPOLY ...	...	...	...	...	...	...	...	...	...	...	...	...	...	...
19. MADURA ...	...	...	...	...	...	...	...	...	...	...	...	...	...	...
20. TINSUKLEY ...	...	...	...	...	...	...	...	...	...	...	...	...	...	...
21. MALABAR ...	...	...	...	...	...	...	...	...	...	...	...	...	...	...
22. SOUTH CANARA ...	...	...	...	...	...	...	...	...	...	...	...	...	...	...
Total, British Territory. }	10,714	10,172	10,439	20,169	3,851	3,861	14	19	167	170	2,405	2,704	3,113	3,579
PODUNKOTAI ...	...	...	...	...	...	...	...	...	...	...	...	...	...	...
BANGANAPALLE ...	...	...	...	...	...	...	...	...	...	...	...	...	...	...
SANDUR ...	...	...	...	...	...	...	...	...	...	...	...	...	...	...
Total, Feudatories. }	50	39	...	...	...	...	...	...	...	...	...	...	...	...
Grand Total ...	10,764	10,211	10,439	20,169	3,851	3,861	14	19	167	170	2,405	2,704	3,113	3,579

Table XIII.

CASTE, TRIBE, ETC.  
HINDU AND ANIMIST—  
CANARESE.



Table XIII.  
CASTE, TRIBE, ETC.  
HINDU AND ANIMIST—  
CANARESE.

## TABLE XIII.

Caste, Tribe, Race or Nationality—continued.

PART I.—HINDU AND ANIMIST. SECTION D—CANARESE—cont.

[illegible]

TABLE XIII.

Caste, Tribe, Race or Nationality—continued.

PART I.—HINDU AND ANIMIST. SECTION D—CANARESE—cont.																				
DISTRICT OR STATE.	RADAR.		SAMA-GARA.		SAPPALIGA.		SOLAGA.		STANIRA.		TOREYA.		VARKALIGA.		TOTAL, SECTION D.					
															Hindu.		Animist.			
	Males.	Females.	Males.	Females.	Males.	Females.	Males.	Females.	Males.	Females.	Males.	Females.	Males.	Females.	Males.	Females.	Males.	Females.		
1. GANJAM ...	...	...	...	...	...	...	...	...	...	...	...	...	...	...	...	...	...	...	...	
AGENCY, GANJAM ...	...	...	...	...	...	...	...	...	...	...	...	...	...	...	...	...	...	...	...	
2. VIJAYAPATNAM ...	...	...	...	...	...	...	...	...	...	...	...	...	...	...	...	...	...	...	...	
AGENCY, VIJAYAPATNAM ...	...	...	...	...	...	...	...	...	...	...	...	...	...	...	...	...	...	...	...	
3. GÓDÁVARI ...	...	...	...	...	...	...	...	...	...	...	...	...	...	...	...	...	...	...	...	
AGENCY, GÓDÁVARI ...	...	...	...	...	...	...	...	...	...	...	...	...	...	...	...	...	...	...	...	
4. KISTNA ...	...	...	...	...	...	...	...	...	...	...	...	...	...	...	...	...	...	...	...	
5. NELLORE ...	...	...	...	...	...	...	...	...	...	...	...	...	...	...	...	...	...	...	...	
6. CUDDAPAH ...	...	...	...	...	...	...	...	...	...	...	...	...	...	...	...	...	...	...	...	
7. KURNOOL ...	...	...	...	...	...	...	...	...	...	...	...	...	...	...	...	...	...	...	...	
8. BELLARY ...	613	811	...	...	...	...	...	...	...	...	...	...	...	...	...	...	...	...	...	
9. ANANTAPUR ...	1,056	1,138	7	2	...	...	...	...	...	...	...	...	...	...	...	...	...	...	...	
10. MADRAS ...	7	6	...	...	...	...	...	...	...	...	...	...	...	...	...	...	...	...	...	
11. CHINGLEPUT ...	...	...	...	...	...	...	...	...	...	...	...	...	...	...	...	...	...	...	...	
12. NORTH ARCOT ...	...	...	...	...	...	...	...	...	...	...	...	...	...	...	...	...	...	...	...	
13. SALEM ...	147	107	...	...	...	...	...	...	...	...	...	...	...	...	...	...	...	...	...	
14. COIMBATORE ...	...	...	...	...	...	...	...	...	...	...	...	...	...	...	...	...	...	...	...	
15. NILGIRIS ...	...	...	...	...	...	...	...	...	...	...	...	...	...	...	...	...	...	...	...	
16. SOUTH ARCOT ...	...	...	...	...	...	...	...	...	...	...	...	...	...	...	...	...	...	...	...	
17. TANGORE ...	...	...	...	...	...	...	...	...	...	...	...	...	...	...	...	...	...	...	...	
18. TRICHINOPOLY ...	...	...	...	...	...	...	...	...	...	...	...	...	...	...	...	...	...	...	...	
19. MADURA ...	...	...	...	...	...	...	...	...	...	...	...	...	...	...	...	...	...	...	...	
20. TIRUNAVELLY ...	...	...	...	...	...	...	...	...	...	...	...	...	...	...	...	...	...	...	...	
21. MALABAR ...	...	...	...	...	...	...	...	...	...	...	...	...	...	...	...	...	...	...	...	
22. SOUTH CANARA ...	...	...	843	837	1,291	1,382	...	...	...	...	...	...	...	...	...	...	...	...	...	
Total, British Territory. ]	1,825	1,862	850	850	1,291	1,382	2,255	2,352	553	509	658	811	7,511	8,765	34,098	34,805	832,704	866,685	1,929	1,738
PUDUCHÉTTAI ...	...	...	...	...	...	...	...	...	...	...	...	...	...	...	...	...	...	...	...	...
BANGALAPALLE ...	...	...	...	...	...	...	...	...	...	...	...	...	...	...	...	...	...	...	...	...
ANDUR ...	316	320	...	...	...	...	11	7	...	...	...	...	...	...	...	...	3,156	2,946	...	...
Total, Feudatories. }	316	320	...	...	...	...	...	...	...	...	...	...	...	...	...	...	2,987	3,078	...	...
Grand Total ...	2,140	2,188	850	850	1,291	1,362	2,266	2,359	553	509	658	811	7,516	8,803	34,141	34,844	838,986	874,797	1,929	1,738

Table XIII.

CASTE, TRIBE, ETC.  
HINDU AND ANIMIST—  
CANARESE.



Table XIII.

CASTE, TRIBE, ETC.  
HINDU AND ANIMIST—  
ORIYA.

182

TABLE XIII.

Caste, Tribe, Race or Nationality—continued.

DISTRICT OR STATE.	PART I.—HINDU AND ANIMIST. SECTION E—ORIYA.																	
	ᱠᱤᱨᱤ		ᱡᱷᱟᱨᱠᱷᱚ		ᱢᱤᱫᱷᱟᱲ		ᱢᱤᱫᱷᱟᱲ		ᱢᱤᱫᱷᱟᱲ		ᱢᱤᱫᱷᱟᱲ		ᱢᱤᱫᱷᱟᱲ		ᱢᱤᱫᱷᱟᱲ		ᱢᱤᱫᱷᱟᱲ	
	Males.	Females.	Males.	Females.	Males.	Females.	Males.	Females.	Males.	Females.	Males.	Females.	Males.	Females.	Males.	Females.	Males.	Females.
1	2	3	4	5	6	7	8	9	10	11	12	13	14	15	16	17	18	19
1. GANJAM	9,388	10,520	3,230	4,201	33	38	7,073	7,700	...	...	29,101	35,953	1,085	1,071	...	...	254	450
2. AGENCY, GANJAM	22	2	4	...	...	...	440	493	...	...	148	153	1,053	1,071	...	...	65	49
3. VIZAGAPATAM	...	...	27	66	...	...	8	...	...	...	2	1	...	...	...	...	...	...
4. AGENCY, VIZAGAPATAM	11	...	9	3	36	51	1,074	1,010	...	...	044	631	...	...	...	...	1	...
5. GONDARMA	...	...	...	...	...	...	0	2	...	...	...	...	...	...	...	...	...	...
6. AGENCY, GONDARMA	...	...	...	...	...	...	...	...	...	...	...	...	...	...	...	...	...	...
7. KISTNA	...	...	...	...	...	...	...	...	...	...	...	...	...	...	...	...	...	...
8. NELLORE	...	...	...	...	...	...	...	...	...	...	...	...	...	...	...	...	...	...
9. CHIDAMPAR	...	...	...	...	...	...	...	...	...	...	...	...	...	...	...	...	...	...
10. KURNOOL	...	...	...	...	...	...	...	...	...	...	...	...	...	...	...	...	...	...
11. BELLARY	...	...	...	...	...	...	...	...	...	...	...	...	...	...	...	...	...	...
12. ANANTAPUR	...	...	...	...	...	...	...	...	...	...	...	...	...	...	...	...	...	...
13. MADRAS	...	...	...	...	...	...	...	...	...	...	...	...	...	...	...	...	...	...
14. CHINOLEPUT	...	...	...	...	...	...	...	...	...	...	...	...	...	...	...	...	...	...
15. NORTH ARCOT	...	...	...	...	...	...	...	...	...	...	...	...	...	...	...	...	...	...
16. SALUR	...	...	...	...	...	...	...	...	...	...	...	...	...	...	...	...	...	...
17. COIMBATORE	...	...	...	...	...	...	...	...	...	...	...	...	...	...	...	...	...	...
18. NILGIRIS	...	...	...	...	...	...	...	...	...	...	...	...	...	...	...	...	...	...
19. SOUTH ARCOT	...	...	...	...	...	...	...	...	...	...	...	...	...	...	...	...	...	...
20. TANCORE	...	...	...	...	...	...	...	...	...	...	...	...	...	...	...	...	...	...
21. TRICHINOPOLY	...	...	...	...	...	...	...	...	...	...	...	...	...	...	...	...	...	...
22. MADURA	...	...	...	...	...	...	...	...	...	...	...	...	...	...	...	...	...	...
23. TENNEVELLY	...	...	...	...	...	...	...	...	...	...	...	...	...	...	...	...	...	...
24. MAHARAJ	...	...	...	...	...	...	...	...	...	...	...	...	...	...	...	...	...	...
25. SOUTH CANARA	...	...	...	...	...	...	...	...	...	...	...	...	...	...	...	...	...	...
Total, British Territory.	9,421	10,522	3,879	4,280	69	89	8,001	9,301	37	15	29,955	36,798	2,141	1,967	...	...	320	460
PUDUKKOTTAI	...	...	...	...	...	...	...	...	...	...	...	...	...	...	...	...	...	...
BANGALAPALLE	...	...	...	...	...	...	...	...	...	...	...	...	...	...	...	...	...	...
SANDUR	...	...	...	...	...	...	...	...	...	...	...	...	...	...	...	...	...	...
Total, Feudatories.	...	...	...	...	...	...	...	...	...	...	...	...	...	...	...	...	...	...
Grand Total	9,421	10,522	3,879	4,280	69	89	8,001	9,301	37	15	29,955	36,798	2,141	1,967	...	...	320	460





CASTE, TRIBE, ETC.  
HINDU AND ANIMIST—  
ORIYÁ.

## Caste, Tribe, Race or Nationality—continued.

[illegible]

TABLE XIII.

Caste, Tribe, Race or Nationality—continued.

DISTRICT OR STATE.	PART I.—HINDU AND ANIMIST. SECTION E—ORIYA—cont.															
	JAGDAL.				KARNAM.		KÉLA.		KEVUTO.		KHODURA.		KHORA.		KOLATA.	
	Hindu.		Animist.		Males.	Females.	Males.	Females.	Males.	Females.	Males.	Females.	Males.	Females.	Males.	Females.
	Males.	Females.	Males.	Females.												
1. GANJAM ...	2,080	2,508	...	...	45	80	9,387	9,301	79	55	13,551	15,071	1,270	2,421	412	388
AGENCY, GANJAM ...	1	...	...	...	...	...	110	80	...	...	327	839	...	...	412	388
2. VIJAYAPATNAM ...	208	217	...	...	...	...	5,064	4,098	...	...	31	12	...	...	104	94
AGENCY, VIJAYAPATNAM ...	122	109	5	4	...	...	1,765	1,819	1	3	527	538	...	...	...	...
3. GONDÁVARI ...	...	...	...	...	...	...	1,084	1,096	...	...	...	...	...	...	...	...
AGENCY, GONDÁVARI ...	...	...	...	...	...	...	95	54	...	...	...	...	...	...	...	...
4. KISTNA ...	...	...	...	...	...	...	226	201	...	...	...	...	...	...	...	...
5. NELLORE ...	...	...	...	...	...	...	447	453	...	...	...	...	...	...	...	...
6. CUDDAPAH ...	...	...	...	...	...	...	27	12	...	...	...	...	...	...	...	...
7. KURNOOL ...	...	...	...	...	...	...	...	...	...	...	...	...	...	...	...	...
8. BELLARY ...	...	...	...	...	...	...	...	...	...	...	...	...	...	...	...	...
9. ANANTAPUR ...	...	...	...	...	...	...	...	...	...	...	...	...	...	...	...	...
10. MADRAS ...	...	...	...	...	...	...	...	...	...	...	...	...	...	...	...	...
11. CHINGLEPUT ...	...	...	...	...	...	...	...	...	...	...	...	...	...	...	...	...
12. NORTH ARCOT ...	...	...	...	...	...	...	...	...	...	...	...	...	...	...	...	...
13. SALEM ...	...	...	...	...	...	...	...	...	...	...	...	...	...	...	...	...
14. COIMBATORE ...	...	...	...	...	...	...	...	...	...	...	...	...	...	...	...	...
15. NILGIRIS ...	...	...	...	...	...	...	...	...	...	...	...	...	...	...	...	...
16. SOUTH ARCOT ...	...	...	...	...	...	...	...	...	...	...	...	...	...	...	...	...
17. TANJORE ...	...	...	...	...	...	...	...	...	...	...	...	...	...	...	...	...
18. TRICHINOPOLY ...	...	...	...	...	...	...	...	...	...	...	...	...	...	...	...	...
19. MADURA ...	...	...	...	...	...	...	...	...	...	...	...	...	...	...	...	...
20. TINNEVELLY ...	...	...	...	...	...	...	...	...	...	...	...	...	...	...	...	...
21. MALABAR ...	...	...	...	...	...	...	...	...	...	...	...	...	...	...	...	...
22. SOUTH CANARA ...	...	...	...	...	...	...	...	...	...	...	...	...	...	...	...	...
Total, British Territory. }	2,411	2,834	5	4	45	80	18,100	17,118	50	58	14,436	15,960	1,987	2,430	516	460
PUDUCHÉRI ...	...	...	...	...	...	...	...	...	...	...	...	...	...	...	...	...
BANGALAPALLE ...	...	...	...	...	...	...	...	...	...	...	...	...	...	...	...	...
SANDUR ...	...	...	...	...	...	...	...	...	...	...	...	...	...	...	...	...
Total, Feudatories. }	...	...	...	...	...	...	...	...	...	...	...	...	...	...	...	...
Grand Total ...	2,411	2,834	5	4	45	80	18,100	17,118	50	58	14,436	15,960	1,987	2,430	516	460

Table XIII.

CASTE, TRIBE, ETC.  
HINDU AND ANIMIST—  
ORIYA





TABLE XIII.

Caste, Tribe, Race or Nationality—continued.

PART I.—HINDU AND ANIMIST, SECTION E—ORIYA—cont.																																	
NODIA.				NOLITA.				ODIA.				OMATO.				PAIDI.				PANDITO.				PANO.				PATRA.		PENTYA.		PONDRA.	
Males.		Females.		Males.		Females.		Hindu.		Animist.		Males.		Females.		Males.		Females.		Males.		Females.		Males.		Females.		Males.		Females.			
1. GANJAM	48	61	1,171	1,478	38,149	40,579	13	14	3,701	4,185	162	163	164	165	595	611	8,407	8,981	71	61	704	927	55	70	7,591	8,000							
AGENCY, GANJAM	23	28	8	3	4,106	3,013	5	4	393	309	3	3	292	183	2	2	21,976	21,532	71	61	3	3	10	7	29	21							
2. VIZAGAPATAM	...	...	...	...	161	155	...	...	4,774	5,014	...	...	902	83	5	5	...	...	...	...	1	1	1,280	1,130	816	817							
AGENCY, VIZAGAPATAM.	...	...	...	...	4,271	4,007	507	485	11,630	12,120	...	...	3,234	3,143	8	2	41	41	...	...	17	19	...	...	360	422							
3. GÓDÁVARI	...	...	...	...	46	30	...	...	...	...	...	...	...	...	...	...	...	...	...	...	...	...	...	...	2	6							
AGENCY, GÓDÁVARI.	...	...	...	...	2	1	...	...	...	3	...	...	...	...	...	...	...	...	...	...	...	...	...	...	...	...							
4. KISTNA	...	...	...	...	...	...	...	...	...	...	...	...	...	...	...	...	...	...	...	...	...	...	...	...	...	...							
5. NELLORE	...	...	...	...	...	...	...	...	...	...	...	...	...	...	...	...	...	...	...	...	...	...	...	...	...	...							
6. CUDDAPAH	...	...	...	...	...	...	...	...	...	...	...	...	...	...	...	...	...	...	...	...	...	...	...	...	...	...							
7. KURNOOL	...	...	...	...	...	...	...	...	...	...	...	...	...	...	...	...	...	...	...	...	...	...	...	...	...	...							
8. BELLARY	...	...	...	...	...	...	...	...	...	...	...	...	...	...	...	...	...	...	...	...	...	...	...	...	...	...							
9. ANANTAPUR	...	...	...	...	...	...	...	...	...	...	...	...	...	...	...	...	...	...	...	...	...	...	...	...	...	...							
10. MADRAS	...	...	...	...	17	2	...	...	...	...	...	...	...	...	...	...	...	...	...	...	...	...	...	...	...	...							
11. CHINGLEPUT	...	...	...	...	...	...	...	...	...	...	...	...	...	...	...	...	...	...	...	...	...	...	...	...	...	...							
12. NORTH ARCOT	...	...	...	...	...	...	...	...	...	...	...	...	...	...	...	...	...	...	...	...	...	...	...	...	...	...							
13. SALEM	...	...	...	...	...	...	...	...	...	...	...	...	...	...	...	...	...	...	...	...	...	...	...	...	...	...							
14. COIMBATORE	...	...	...	...	...	...	...	...	...	...	...	...	...	...	...	...	...	...	...	...	...	...	...	...	...	...							
15. NILGIRIS	...	...	...	...	...	...	...	...	...	...	...	...	...	...	...	...	...	...	...	...	...	...	...	...	...	...							
16. SOUTH ARCOT	...	...	...	...	...	...	...	...	...	...	...	...	...	...	...	...	...	...	...	...	...	...	...	...	...	...							
17. TAMILNADU	...	...	...	...	...	...	...	...	...	...	...	...	...	...	...	...	...	...	...	...	...	...	...	...	...	...							
18. TRICHINOPOLY	...	...	...	...	...	...	...	...	...	...	...	...	...	...	...	...	...	...	...	...	...	...	...	...	...	...							
19. MADURA	...	...	...	...	2	...	...	...	...	...	...	...	...	...	...	...	...	...	...	...	...	...	...	...	...	...							
20. TINNEVELLY	...	...	...	...	...	...	...	...	...	...	...	...	...	...	...	...	...	...	...	...	...	...	...	...	...	...							
21. MALABAR	...	...	...	...	140	...	...	...	...	...	...	...	...	...	...	...	...	...	...	...	...	...	...	...	...	...							
22. SOUTH CANARA	...	...	...	...	...	...	...	...	...	...	...	...	...	...	...	...	...	...	...	...	...	...	...	...	...	...							
Total, British Territory.	71	89	1,179	1,481	40,003	48,387	525	503	20,558	21,991	21,991	20,558	3,440	3,320	607	618	30,514	30,554	71	61	815	946	1,345	1,297	8,833	9,362							
PUDUKÓTTAI	...	...	...	...	...	...	...	...	...	...	...	...	...	...	...	...	...	...	...	...	...	...	...	...	...	...							
BANGALAPALLE	...	...	...	...	...	...	...	...	...	...	...	...	...	...	...	...	...	...	...	...	...	...	...	...	...	...							
SANDUR	...	...	...	...	...	...	...	...	...	...	...	...	...	...	...	...	...	...	...	...	...	...	...	...	...	...							
Total, Feudatories.	...	...	...	...	...	...	...	...	...	...	...	...	...	...	...	...	...	...	...	...	...	...	...	...	...	...							
Grand Total	71	89	1,179	1,481	40,003	48,387	525	503	20,558	21,991	21,991	20,558	3,440	3,320	607	618	30,514	30,554	71	61	815	946	1,345	1,297	8,833	9,362							



Table XIII.

CASTE, TRIBE, ETC.  
HINDU AND ANIMIST—  
ORIYÁ.

188

TABLE XIII.

Caste, Tribe, Race or Nationality—continued.

PART I.—HINDU AND ANIMIST. SECTION E—ORIYÁ—cont.																																	
DISTRICT OR STATE.		POTR. RIYA.				RÁVULO.				RELL.				RÓNA.				KONGUNI.				SÁMANTIVA.				SOMARA.				SOMDI.			
		Males.		Females.		Males.		Females.		Males.		Females.		Males.		Females.		Males.		Females.		Males.		Females.		Males.		Females.		Males.		Females.	
178	179	180	181	182	183	184	185	186	187	188	189	190	191	192	193	194	195	196	197	198	199	200	201	202	203	204	205						
1. GANJAM	143	175	2,555	2,520	3,197	3,750			312	20			3,432	3,504	6,527	6,550		231	292	303	395			5,581	5,297		13						
AGENCY, GANJAM			32	19	104	138			782	1,047			1		76	65		35	36	14	8			1,962	1,853		45						
2. VIZAGAPATNAM	2	6			4,484	5,300			4	1					3									414	382		2						
AGENCY, VIZAGAPATNAM									14,752	13,295			1	4	128	130		12	32	31				8,430	8,587		151						
3. GÓDÁVARI					347	271																											
AGENCY, GÓDÁVARI					6	8																					1						
4. KIRITA																											11						
5. NELLORE																																	
6. CUDDAPAH																																	
7. KURNOOL																																	
8. BELUR																																	
9. ANANTAPUR																																	
10. MADRAS																																	
11. CHINGLEPUT																																	
12. NORTH ARCOT																																	
13. SALEM																																	
14. COMBATORE																																	
15. NILGIRIA																																	
16. SOUTH ARCOT																																	
17. TANSORE																																	
18. TRICHINOPOLY																																	
19. MADRAS																																	
20. TINNEVELLY																																	
21. NALABAR																																	
22. SOUTH CANARA																																	
Total, British Territory.	145	181	2,597	2,518	8,142	9,600	17	16	15,851	15,633	8	3	3,434	3,568	6,739	6,715		12	302	350	317	343	50	57	10,367	15,931	212	177					
PUDUKKÓTTAI																																	
BANGANAPALLE																																	
SANDUR																																	
Total, Feudatories.																																	
Grand Total	145	181	2,597	2,518	8,142	9,600	17	16	15,851	15,633	8	3	3,434	3,568	6,739	6,715		12	302	350	317	343	50	57	10,387	15,931	212	177					

## Caste, Tribe, Race or Nationality—continued.

PART I.—HINDU AND ANIMIST. SECTION E—ORIYÁ—cont.

[illegible]

Table XIII.

CASTE, TRIBE, ETC.  
HINDU AND ANIMIST—  
ORIYÁ.



CASTE, TRIBE, ETC.  
HINDU AND ANIMIST—  
OTHER LANGUAGES.

[illegible]

TABLE XIII.

Caste, Tribe, Race or Nationality—continued.

DISTRICT OR STATE.	PART I.—HINDU AND ANIMIST. SECTION F—OTHER LANGUAGES, (i) MADRAS—cont.															
	Kannada.				Kodum.				Lambadi.				Maha.			
	Hindu.		Animist.		Hindu.		Animist.		Hindu.		Animist.		Hindu.		Animist.	
	Males.	Females.	Males.	Females.	Males.	Females.	Males.	Females.	Males.	Females.	Males.	Females.	Males.	Females.	Males.	Females.
1. GANJAM ...	450	948	13,327	13,205	...	...	...	...	...	...	...	...	...	...	...	...
AGENCY, GANJAM ...	585	906	69,704	67,025	...	...	...	...	...	...	...	...	...	...	...	...
2. VIJAYAPUR ...	839	812	5,280	5,107	...	...	...	...	...	...	...	...	...	...	...	...
AGENCY, VIJAYAPUR ...	4,660	3,901	66,524	62,906	...	...	...	...	...	...	...	...	...	...	...	...
3. GONDAR ...	5	4	...	...	...	...	...	...	...	...	...	...	...	...	...	...
AGENCY, GONDAR ...	...	...	...	...	...	...	...	...	...	...	...	...	...	...	...	...
4. KISTNA ...	40	...	...	...	...	...	...	...	...	...	...	...	...	...	...	...
5. NELLORE ...	...	...	...	...	...	...	...	...	...	...	...	...	...	...	...	...
6. CUDAPUR ...	...	...	...	...	...	...	...	...	...	...	...	...	...	...	...	...
7. KURNOOL ...	...	...	...	...	...	...	...	...	...	...	...	...	...	...	...	...
8. BELLARY ...	...	...	...	...	...	...	...	...	...	...	...	...	...	...	...	...
9. ANANTAPUR ...	...	...	...	...	...	...	...	...	...	...	...	...	...	...	...	...
10. MADRAS ...	...	...	...	...	...	...	...	...	...	...	...	...	...	...	...	...
11. CHINGLEPUT ...	...	...	...	...	...	...	...	...	...	...	...	...	...	...	...	...
12. NORTH ARCOT ...	...	...	...	...	...	...	...	...	...	...	...	...	...	...	...	...
13. SALEM ...	...	...	...	...	...	...	...	...	...	...	...	...	...	...	...	...
14. COIMBATORE ...	...	...	...	...	...	...	...	...	...	...	...	...	...	...	...	...
15. NILGIRIS ...	...	...	...	...	...	...	...	...	...	...	...	...	...	...	...	...
16. SOUTH ARCOT ...	...	...	...	...	...	...	...	...	...	...	...	...	...	...	...	...
17. T. N. DISTRICT ...	...	...	...	...	...	...	...	...	...	...	...	...	...	...	...	...
18. TRICHINOPOLY ...	...	...	...	...	...	...	...	...	...	...	...	...	...	...	...	...
19. MADURAI ...	...	...	...	...	...	...	...	...	...	...	...	...	...	...	...	...
20. TIRUNELVELLY ...	...	...	...	...	...	...	...	...	...	...	...	...	...	...	...	...
21. MALABAR ...	...	...	...	...	...	...	...	...	...	...	...	...	...	...	...	...
22. SOUTH CANARA ...	...	...	...	...	...	...	...	...	...	...	...	...	...	...	...	...
Total, British Territory.	6,518	6,261	154,845	148,844	924	898	312	387	270	298	33,738	40,385	5,194	5,156	20,067	17,726
Pudukkottai ...	...	...	...	...	...	...	...	...	...	...	...	...	...	...	...	...
Banganapalle ...	...	...	...	...	...	...	...	...	...	...	...	...	...	...	...	...
Sandur ...	...	...	...	...	...	...	...	...	...	...	...	...	...	...	...	...
Total, Feudatories.	...	...	...	...	...	...	...	...	...	...	...	...	...	...	...	...
Grand Total	6,518	6,361	154,845	148,844	924	898	312	387	270	298	33,738	40,459	5,194	5,156	20,108	17,841



Table XIII.

CASTE, TRIBE, ETC.  
HINDU AND ANIMIST—  
OTHER LANGUAGES.

192

TABLE XIII.

Caste, Tribe, Race or Nationality—continued.

PART I.—HINDU AND ANIMIST. SECTION F—OTHER LANGUAGES, (5) MADRAS—cont.																												
DISTRICT OR STATE.		PONDICHÉRY.				RAGAPUT.		RANGAB.		SAVARA.				SONA- GARA.		TODA.				V&SL.		TOTAL, SECTION F (1).						
		Hindu.		Animist.						Hindu.		Animist.				Hindu.		Animist.				Hindu.		Animist.				
		Males.	Females.	Males.	Females.	Males.	Females.	Males.	Females.	Males.	Females.	Males.	Females.	Males.	Females.	Males.	Females.	Males.	Females.	Males.	Females.	Males.	Females.					
60	61	62	63	64	65	66	67	68	69	70	71	72	73	74	75	76	77	78	79	80	81	82	83	84	85	86	87	
1. GANJAM	...	...	...	...	...	...	...	...	...	...	...	...	...	...	...	...	...	...	...	...	...	...	...	...	...	...	...	
AGENCY, GANJAM	...	...	...	...	...	...	...	...	...	...	...	...	...	...	...	...	...	...	...	...	...	...	...	...	...	...	...	
2. VIZAGAPATAM	...	...	...	...	...	...	...	...	...	...	...	...	...	...	...	...	...	...	...	...	...	...	...	...	...	...	...	
AGENCY, VIZAGAPATAM	...	...	...	...	...	...	...	...	...	...	...	...	...	...	...	...	...	...	...	...	...	...	...	...	...	...	...	
3. GONDAR	...	...	...	...	...	...	...	...	...	...	...	...	...	...	...	...	...	...	...	...	...	...	...	...	...	...	...	
AGENCY, GONDAR	...	...	...	...	...	...	...	...	...	...	...	...	...	...	...	...	...	...	...	...	...	...	...	...	...	...	...	
4. KIRTA	...	...	...	...	...	...	...	...	...	...	...	...	...	...	...	...	...	...	...	...	...	...	...	...	...	...	...	
5. NELLORE	...	...	...	...	...	...	...	...	...	...	...	...	...	...	...	...	...	...	...	...	...	...	...	...	...	...	...	
6. CUDAPAH	...	...	...	...	...	...	...	...	...	...	...	...	...	...	...	...	...	...	...	...	...	...	...	...	...	...	...	
7. KURNOOL	...	...	...	...	...	...	...	...	...	...	...	...	...	...	...	...	...	...	...	...	...	...	...	...	...	...	...	
8. BELLARY	...	...	...	...	...	...	...	...	...	...	...	...	...	...	...	...	...	...	...	...	...	...	...	...	...	...	...	
9. ANANTAPUR	...	...	...	...	...	...	...	...	...	...	...	...	...	...	...	...	...	...	...	...	...	...	...	...	...	...	...	
10. MADRAS	...	...	...	...	...	...	...	...	...	...	...	...	...	...	...	...	...	...	...	...	...	...	...	...	...	...	...	
11. CHINGLEPUT	...	...	...	...	...	...	...	...	...	...	...	...	...	...	...	...	...	...	...	...	...	...	...	...	...	...	...	
12. NORTH ARCOT	...	...	...	...	...	...	...	...	...	...	...	...	...	...	...	...	...	...	...	...	...	...	...	...	...	...	...	
13. SALEM	...	...	...	...	...	...	...	...	...	...	...	...	...	...	...	...	...	...	...	...	...	...	...	...	...	...	...	
14. COIMBATORE	...	...	...	...	...	...	...	...	...	...	...	...	...	...	...	...	...	...	...	...	...	...	...	...	...	...	...	
15. NILGIRIS	...	...	...	...	...	...	...	...	...	...	...	...	...	...	...	...	...	...	...	...	...	...	...	...	...	...	...	
16. SOUTH ARCOT	...	...	...	...	...	...	...	...	...	...	...	...	...	...	...	...	...	...	...	...	...	...	...	...	...	...	...	
17. TANJORE	...	...	...	...	...	...	...	...	...	...	...	...	...	...	...	...	...	...	...	...	...	...	...	...	...	...	...	
18. TRICHINOPOLY	...	...	...	...	...	...	...	...	...	...	...	...	...	...	...	...	...	...	...	...	...	...	...	...	...	...	...	
19. MADURA	...	...	...	...	...	...	...	...	...	...	...	...	...	...	...	...	...	...	...	...	...	...	...	...	...	...	...	
20. TINNEVELLY	...	...	...	...	...	...	...	...	...	...	...	...	...	...	...	...	...	...	...	...	...	...	...	...	...	...	...	
21. MALABAR	...	...	...	...	...	...	...	...	...	...	...	...	...	...	...	...	...	...	...	...	...	...	...	...	...	...	...	
22. SOUTH CANARA	...	...	...	...	...	...	...	...	...	...	...	...	...	...	...	...	...	...	...	...	...	...	...	...	...	...	...	
Total, British Territory.	42,854	43,313	33,065	32,337	13,974	12,520	5,505	5,820	7,317	7,245	6,048	6,650	11,962	12,324	70,971	78,882	320	333	5	5	448	354	380	307	311,202	305,592	262,906	253,769
PUDUCHOTTAI	400	402	...	...	...	...	...	...	40	41	...	135	...	...	...	...	...	...	...	...	...	...	...	...	1,061	1,061	...	...
BANGANAPALLE	...	...	...	...	...	...	...	...	...	...	...	...	...	...	...	...	...	...	...	...	...	...	...	...	...	...	...	
SANDUR	...	...	...	...	...	...	...	...	...	...	...	...	...	...	...	...	...	...	...	...	...	...	...	...	...	...	...	
Total, Feudatories.	400	402	...	...	...	...	...	...	57	54	139	158	...	...	...	...	...	...	...	...	...	...	...	...	1,832	1,828	...	...
Grand Total	43,344	43,805	33,065	32,337	13,974	12,520	5,505	5,820	7,374	7,299	6,767	6,817	11,982	12,324	70,971	78,882	620	633	5	5	448	354	380	307	313,034	307,420	262,908	253,761

TABLE XIII.

Caste, Tribe, Race or Nationality—continued.

DISTRICT OR STATE.	PART I.—HINDU AND ANIMIST. SECTION F—OTHER LANGUAGES, (ii) FOREIGN.															
	AGAR-WALLA.		BAIRAGI.		BASTYA.		BENGALI.		BHUATIA.		CHAMAR.		DHAR.		GADIT.	
	Males.	Females.	Males.	Females.	Males.	Females.	Males.	Females.	Males.	Females.	Males.	Females.	Males.	Females.	Males.	Females.
1	GODA.		GODA.		GODA.		GODA.		GODA.		GODA.		GODA.		GODA.	
	Males.	Females.	Males.	Females.	Males.	Females.	Males.	Females.	Males.	Females.	Males.	Females.	Males.	Females.	Males.	Females.
1. GANJAM	173	108	173	108	355	430	9	7	10	11	12	13	14	15	16	17
2. VIZAGAPATAM	25	20	25	20	9	9	13	8	1	1	1	1	1	1	1	1
3. GONDAR	109	230	109	230	3	4	8	7	1	1	1	1	1	1	1	1
4. KISTNA	47	19	47	19	120	120	9	7	1	1	1	1	1	1	1	1
5. NELLORE	22	23	22	23	12	12	1	1	1	1	1	1	1	1	1	1
6. CHIDAMPAR	44	23	44	23	19	19	4	6	1	1	1	1	1	1	1	1
7. KURNOOL	19	14	19	14	19	19	1	1	1	1	1	1	1	1	1	1
8. BELLARY	6	9	6	9	4	4	1	1	1	1	1	1	1	1	1	1
9. ANANTAPUR	18	5	18	5	4	4	1	1	1	1	1	1	1	1	1	1
10. MADRAS	47	65	47	65	90	53	5	7	112	100	1	1	1	1	1	1
11. CHINGIDPUT	74	65	74	65	6	6	7	7	1	1	1	1	1	1	1	1
12. NORTH ARCOT	154	31	154	31	6	6	1	1	1	1	1	1	1	1	1	1
13. SALEM	30	31	30	31	1	1	1	1	1	1	1	1	1	1	1	1
14. COIMBATORE	2	2	2	2	1	1	1	1	1	1	1	1	1	1	1	1
15. NILGIRIS	6	1	6	1	1	1	1	1	1	1	1	1	1	1	1	1
16. SOUTH ARCOT	21	5	21	5	34	34	1	1	1	1	1	1	1	1	1	1
17. TANJORE	370	104	370	104	4	4	1	1	1	1	1	1	1	1	1	1
18. TRICHINOPOLY	127	123	127	123	4	4	1	1	1	1	1	1	1	1	1	1
19. MADRAS	33	19	33	19	19	19	1	1	1	1	1	1	1	1	1	1
20. TINSUKELY	20	5	20	5	1	1	1	1	1	1	1	1	1	1	1	1
21. MAGAR	32	32	32	32	728	645	53	31	210	179	234	278	130	157	83	81
22. SOUTH CANARA	1,030	1,327	1,030	1,327	728	645	53	31	210	179	234	278	130	157	83	81
Total, British Territory.	35	32	35	32	728	645	53	31	210	179	234	278	130	157	83	81
PUDUCHOTTAI	3	1	3	1	1	1	1	1	1	1	1	1	1	1	1	1
BANGALORE	1	1	1	1	1	1	1	1	1	1	1	1	1	1	1	1
SANDUR	1	1	1	1	1	1	1	1	1	1	1	1	1	1	1	1
Total, Feudatories.	1	1	1	1	1	1	1	1	1	1	1	1	1	1	1	1
Grand Total	30	32	30	32	728	645	53	31	210	179	234	278	130	157	83	81



Table XIII.

CASTE, TRIBE, ETC.  
HINDU AND ANIMIST—  
OTHER LANGUAGES.

194

TABLE XIII.

Caste, Tribe, Race or Nationality—continued.

DISTRICT OR STATE.	PART I.—HINDU AND ANIMIST. SECTION F—OTHER LANGUAGES. (ii) FOREIGN—cont.										CASTE NOT STATED.				TOTAL, PART I.													
	KURSHI.		LOHASA.		LOHASA.		LOHASA.		LOHASA.		OTHERS.		TOTAL, SECTION F (ii).		HINDU.		HINDU.		TOTAL.									
	Males.	Females.	Males.	Females.	Males.	Females.	Males.	Females.	Males.	Females.	Males.	Females.	Males.	Females.	Males.	Females.	Males.	Females.	Males.	Females.								
	36	37	38	39	40	41	42	43	44	45	46	47	48	49	50	51	52	53	54	55	56	57	58	59	60	61	62	63
1. GANJAM	...	...	...	...	...	...	...	...	...	...	...	...	...	...	...	...	...	...	...	...	...	...	...	...	...	...	...	...
AGENCY, GANJAM	...	...	...	...	...	...	...	...	...	...	...	...	...	...	...	...	...	...	...	...	...	...	...	...	...	...	...	...
2. VIZAGAPATAM	...	...	...	...	...	...	...	...	...	...	...	...	...	...	...	...	...	...	...	...	...	...	...	...	...	...	...	...
AGENCY, VIZAGAPATAM	...	...	...	...	...	...	...	...	...	...	...	...	...	...	...	...	...	...	...	...	...	...	...	...	...	...	...	...
3. GÓDÁVARI	...	...	...	...	...	...	...	...	...	...	...	...	...	...	...	...	...	...	...	...	...	...	...	...	...	...	...	...
AGENCY, GÓDÁVARI	...	...	...	...	...	...	...	...	...	...	...	...	...	...	...	...	...	...	...	...	...	...	...	...	...	...	...	...
4. KISTNA	...	...	...	...	...	...	...	...	...	...	...	...	...	...	...	...	...	...	...	...	...	...	...	...	...	...	...	...
5. NELLORE	...	...	...	...	...	...	...	...	...	...	...	...	...	...	...	...	...	...	...	...	...	...	...	...	...	...	...	...
6. CUDRAPAH	...	...	...	...	...	...	...	...	...	...	...	...	...	...	...	...	...	...	...	...	...	...	...	...	...	...	...	...
7. KURNOOL	...	...	...	...	...	...	...	...	...	...	...	...	...	...	...	...	...	...	...	...	...	...	...	...	...	...	...	...
8. BELLARY	...	...	...	...	...	...	...	...	...	...	...	...	...	...	...	...	...	...	...	...	...	...	...	...	...	...	...	...
9. ANANTAPUR	...	...	...	...	...	...	...	...	...	...	...	...	...	...	...	...	...	...	...	...	...	...	...	...	...	...	...	...
10. MADRAS	...	...	...	...	...	...	...	...	...	...	...	...	...	...	...	...	...	...	...	...	...	...	...	...	...	...	...	...
11. CHINGLEPUT	...	...	...	...	...	...	...	...	...	...	...	...	...	...	...	...	...	...	...	...	...	...	...	...	...	...	...	...
12. NORTH ARCOT	...	...	...	...	...	...	...	...	...	...	...	...	...	...	...	...	...	...	...	...	...	...	...	...	...	...	...	...
13. SALEM	...	...	...	...	...	...	...	...	...	...	...	...	...	...	...	...	...	...	...	...	...	...	...	...	...	...	...	...
14. COIMBATORE	...	...	...	...	...	...	...	...	...	...	...	...	...	...	...	...	...	...	...	...	...	...	...	...	...	...	...	...
15. NILGIRIS	...	...	...	...	...	...	...	...	...	...	...	...	...	...	...	...	...	...	...	...	...	...	...	...	...	...	...	...
16. SOUTH ARCOT	...	...	...	...	...	...	...	...	...	...	...	...	...	...	...	...	...	...	...	...	...	...	...	...	...	...	...	...
17. TANJORE	...	...	...	...	...	...	...	...	...	...	...	...	...	...	...	...	...	...	...	...	...	...	...	...	...	...	...	...
18. TRICHINOPOLY	...	...	...	...	...	...	...	...	...	...	...	...	...	...	...	...	...	...	...	...	...	...	...	...	...	...	...	...
19. MADRAS	...	...	...	...	...	...	...	...	...	...	...	...	...	...	...	...	...	...	...	...	...	...	...	...	...	...	...	...
20. TINNEVELLY	...	...	...	...	...	...	...	...	...	...	...	...	...	...	...	...	...	...	...	...	...	...	...	...	...	...	...	...
21. MALABAR	...	...	...	...	...	...	...	...	...	...	...	...	...	...	...	...	...	...	...	...	...	...	...	...	...	...	...	...
22. SOUTH CANARA	...	...	...	...	...	...	...	...	...	...	...	...	...	...	...	...	...	...	...	...	...	...	...	...	...	...	...	...
Total, British Territory.	61	5	119	78	82	8	91	93	45	36	62	47	308	130	21	21	6,793	4,660	21	21	696	775	434	456	16,762,409	17,265,673	315,881	
PUDUKÓTTAI	...	...	...	...	...	...	...	...	...	...	...	...	...	...	...	...	...	...	...	...	...	...	...	...	...	...	...	...
BANGALAPALLE	...	...	...	...	...	...	...	...	...	...	...	...	...	...	...	...	...	...	...	...	...	...	...	...	...	...	...	...
SANDUR	...	...	...	...	...	...	...	...	...	...	...	...	...	...	...	...	...	...	...	...	...	...	...	...	...	...	...	...
Total, Feudatories.	...	...	...	...	...	...	...	...	...	...	...	...	...	...	...	...	...	...	...	...	...	...	...	...	...	...	...	...
Grand Total	61	5	119	78	82	8	91	93	45	36	62	47	308	130	21	21	6,809	4,667	21	21	703	783	434	456	16,968,095	17,468,491	315,929	

---

TABLE XIII.

---

CASTE, TRIBE, RACE OR NATIONALITY.  
PART II.—MUSALMAN.

---



CASTE, TRIBE, ETC.—  
MUSALMAN.

Caste, Tribe, Race or Nationality.

## PART II.—MURKINMAN.

[illegible]



TABLE XIII.

Caste, Tribe, Race or Nationality—continued.

DISTRICT OR STATE.		PART II.—MUSALMAN—cont.																TOTAL, PART II.									
		MUSALMAN.		NAVATAY.		PATHAN.		SAIYAD.		SHARIF.		SHIRK.		HINDU CASTE NAMES.		OCCUPATIONAL TERMS.				SECTARIAN TERMS.		TERRITORIAL TERMS.		TITULAR TERMS.		UNRECOGNIZABLE.	
		Male.	Female.	Male.	Female.	Male.	Female.	Male.	Female.	Male.	Female.	Male.	Female.	Male.	Female.	Male.	Female.			Male.	Female.	Male.	Female.	Male.	Female.	Male.	Female.
1. GANJAM	125	64	...	...	...	536	476	333	432	...	...	...	...	...	...	...	...	...	...	...	...	...	...	...	...		
2. VIZAGAPATAM	278	291	...	...	...	428	423	1,728	1,805	2	...	...	...	...	...	...	...	...	...	...	...	...	...	...	...		
3. GONDAR	226	178	...	...	...	979	898	1,919	1,873	8	3	...	...	...	...	...	...	...	...	...	...	...	...	...	...		
4. KISTNA	378	187	...	...	...	112	78	110	103	...	...	...	...	...	...	...	...	...	...	...	...	...	...	...	...		
5. NELLORE	183	107	...	...	...	4,987	3,810	5,980	6,740	...	...	...	...	...	...	...	...	...	...	...	...	...	...	...	...		
6. CUDAPAH	580	324	...	...	...	2,457	2,063	5,710	5,362	...	...	...	...	...	...	...	...	...	...	...	...	...	...	...	...		
7. KURNOOL	232	133	...	...	...	2,435	2,840	7,002	6,006	...	...	...	...	...	...	...	...	...	...	...	...	...	...	...	...		
8. BELLARY	124	68	...	...	...	2,409	2,062	6,121	5,606	...	...	...	...	...	...	...	...	...	...	...	...	...	...	...	...		
9. ANANTAPUR	140	108	...	...	...	2,079	2,037	3,464	3,427	13	10	...	...	...	...	...	...	...	...	...	...	...	...	...	...		
10. MADRAS	355	193	...	...	...	2,173	1,580	4,464	4,198	14	10	...	...	...	...	...	...	...	...	...	...	...	...	...	...		
11. CHINGLEPUT	190	90	...	...	...	1,933	844	1,702	1,627	11	26	...	...	...	...	...	...	...	...	...	...	...	...	...	...		
12. NORTH ARCOT	260	209	...	...	...	3,239	3,250	6,227	6,355	56	61	...	...	...	...	...	...	...	...	...	...	...	...	...	...		
13. SALEM	59	26	...	...	...	4,385	4,328	5,235	5,027	19	11	...	...	...	...	...	...	...	...	...	...	...	...	...	...		
14. COIMBATORE	148	115	...	...	...	2,891	3,081	2,089	2,024	8	7	...	...	...	...	...	...	...	...	...	...	...	...	...	...		
15. NILGIRIS	5	2	...	...	...	261	271	274	225	...	...	...	...	...	...	...	...	...	...	...	...	...	...	...	...		
16. SOUTH ARCOT	95	37	...	...	...	3,209	3,192	3,690	3,489	23	22	...	...	...	...	...	...	...	...	...	...	...	...	...	...		
17. TANJORE	196	44	...	...	...	1,641	1,896	2,849	3,393	...	...	...	...	...	...	...	...	...	...	...	...	...	...	...	...		
18. TRICHINOPOLY	105	73	...	...	...	1,260	1,255	1,756	1,681	1	0	...	...	...	...	...	...	...	...	...	...	...	...	...	...		
19. MADURA	444	376	...	...	...	2,191	2,273	2,456	2,807	15	22	...	...	...	...	...	...	...	...	...	...	...	...	...	...		
20. TINSVELLY	314	222	...	...	...	1,231	1,220	1,683	1,722	30	18	...	...	...	...	...	...	...	...	...	...	...	...	...	...		
21. MALABAR	104	47	...	...	...	2,042	1,744	1,118	1,024	6	...	...	...	...	...	...	...	...	...	...	...	...	...	...	...		
22. SOUTH CANARA	27	13	...	...	...	430	403	1,425	1,300	...	...	...	...	...	...	...	...	...	...	...	...	...	...	...	...		
Total, British Territory.	4,520	2,874	1,198	844	48,255	46,190	75,723	73,722	220	216	384,378	343,303	411	290	706	648	5,720	5,183	103	63	59	17	36	3	1,209,666		
PUDUCHOTTAI	8	8	...	...	...	242	259	579	606	...	...	...	...	...	...	...	...	...	...	...	...	...	...	...	...		
BANGALORE	...	...	...	...	...	103	87	482	515	...	...	...	...	...	...	...	...	...	...	...	...	...	...	...	...		
SANDUR	...	...	...	...	...	44	26	192	184	...	...	...	...	...	...	...	...	...	...	...	...	...	...	...	...		
Total, Feudatories.	8	8	...	...	...	889	372	1,263	1,305	...	...	...	...	...	...	...	...	...	...	...	...	...	...	...	...		
Grand Total	4,528	2,882	1,198	844	48,644	46,562	76,976	75,027	220	216	388,750	347,763	413	290	700	640	5,747	5,205	103	53	50	17	36	3	1,210,398		
																									1,256,212		

Table XIII.

CASTE, TRIBE, ETC.—MUSALMAN.





---

TABLE XIII.

---

CASTE, TRIBE, RACE OR NATIONALITY.  
PART III.—CHRISTIAN.

---



CASTE, TRIBE, ETC.—  
CHRISTIAN.

## Caste, Tribe, Race or Nationality.

[illegible]



TABLE XIII.

Caste, Tribe, Race or Nationality—continued.

PART III.—CHRISTIAN—cont.																																	TOTAL, PART III.		
FOREIGN—cont.																																			
DISTRICT OR STATE.	French.		German.		Greek.		Irish.		Italian.		Jew.		Norwe- gian.		Portu- guese.		Rouma- nian.		Rus- sian.		Scotch.		Span- ish.		Swede.		Swiss.		Syrian.		Welsh.		Others.		
	Males.	Females.	Males.	Females.	Males.	Females.	Males.	Females.	Males.	Females.	Males.	Females.	Males.	Females.	Males.	Females.	Males.	Females.	Males.	Females.	Males.	Females.	Males.	Females.	Males.	Females.	Males.	Females.	Males.	Females.	Males.	Females.			
1. GANJAM	7	...	1	3	...	...	4	2	...	...	...	...	...	...	12	...	...	...	...	...	7	4	...	...	...	...	...	...	...	...	...	...	1,129	1,297	
2. AGENCY, GANJAM.	19	25	12	9	...	...	13	22	...	...	...	...	...	...	...	...	...	...	...	...	36	17	...	...	...	...	...	...	...	...	...	...	463	460	
3. VIZAGAPATAM	...	...	4	2	...	...	...	...	...	...	...	...	...	...	...	...	...	...	...	...	...	...	...	...	...	...	...	...	...	...	...	...	2,092	2,089	
4. AGENCY, VIZAGAPATAM.	...	...	...	...	...	...	...	...	...	...	...	...	...	...	...	...	...	...	...	...	...	...	...	...	...	...	...	...	...	...	...	...	1,646	1,509	
5. GONDVARI	4	9	3	4	...	...	7	5	...	...	...	...	...	...	24	...	...	...	...	...	30	6	...	...	...	...	...	...	...	...	...	...	7,964	8,102	
6. AGENCY, GONDVARI.	...	...	...	...	...	...	...	...	...	...	...	...	...	...	...	...	...	...	...	...	...	...	...	...	...	...	...	...	...	...	...	...	385	344	
7. KISTNA	1	1	4	3	...	...	11	10	1	1	...	...	...	...	23	...	...	...	...	...	3	3	...	...	...	...	...	...	...	...	...	...	62,094	49,320	
8. NELLORE	...	...	12	14	...	...	2	...	...	...	...	...	...	...	...	...	...	...	...	...	2	...	...	...	...	...	...	...	...	...	...	...	27,364	26,564	
9. CUDDAPAH	1	...	...	...	...	...	1	1	...	...	...	...	...	...	...	...	...	...	...	...	6	6	...	...	...	...	...	...	...	...	...	...	9,648	9,375	
10. KURNOOL	...	...	...	...	...	...	1	...	...	...	...	...	...	...	...	...	...	...	...	...	...	...	...	...	...	...	...	...	...	...	...	...	17,178	16,865	
11. BELLARY	...	...	...	...	...	...	49	23	...	...	...	...	...	...	...	...	...	...	...	...	...	...	...	...	...	...	...	...	...	...	...	...	2,726	2,340	
12. ANANTAPUR	4	5	...	...	...	...	5	2	...	...	...	...	...	...	...	...	...	...	...	...	6	6	...	...	...	...	...	...	...	...	...	...	1,449	1,326	
13. MADRAS	3	27	38	14	...	...	105	151	8	2	...	...	...	...	50	...	...	...	...	...	186	113	...	...	...	...	...	...	...	...	...	...	20,065	20,893	
14. CHINGLEPET	...	...	3	3	...	...	42	24	3	...	...	...	...	...	6	...	...	...	...	...	20	9	...	...	...	...	...	...	...	...	...	...	13,481	12,985	
15. NORTH ARCOT	6	1	7	6	...	...	4	1	...	...	...	...	...	...	...	...	...	...	...	...	8	3	...	...	...	...	...	...	...	...	...	...	11,188	11,776	
16. SALEM	15	16	11	8	...	...	10	10	1	1	...	...	...	...	...	...	...	...	...	...	15	6	...	...	...	...	...	...	...	...	...	...	9,416	10,328	
17. COIMBATORE	18	12	2	8	...	...	14	6	...	...	...	...	...	...	...	...	...	...	...	...	23	9	...	...	...	...	...	...	...	...	...	...	9,126	9,761	
18. NILGIRIS	22	22	8	12	1	...	119	102	...	...	...	...	...	...	6	...	...	...	...	...	1	66	4	...	...	...	...	...	...	...	...	...	7,759	7,086	
19. SOUTH ARCOT	18	2	4	7	2	...	8	3	...	...	...	...	...	...	...	...	...	...	...	...	1	16	2	...	...	...	...	...	...	...	...	...	32,785	33,980	
20. TANJORE	13	1	16	14	...	...	17	6	...	...	...	...	...	...	...	...	...	...	...	...	22	5	...	...	...	...	...	...	...	...	...	...	41,307	45,672	
21. TRICHINOPOLY	33	6	2	...	...	...	14	5	...	...	...	...	...	...	...	...	...	...	...	...	22	5	...	...	...	...	...	...	...	...	...	...	37,128	39,532	
22. MADURA	44	1	7	2	...	...	8	3	...	...	...	...	...	...	...	...	...	...	...	...	27	8	...	...	...	...	...	...	...	...	...	...	53,628	58,311	
23. TINNEVELLY	15	2	4	...	...	...	4	1	...	...	...	...	...	...	...	...	...	...	...	...	19	6	...	...	...	...	...	...	...	...	...	...	76,672	82,541	
24. MALABAR	7	8	38	23	...	...	25	13	4	1	...	...	...	...	37	...	...	...	...	...	24	5	...	...	...	...	...	...	...	...	...	...	25,950	25,543	
25. SOUTH CANARA	...	...	...	...	...	...	4	5	27	7	...	...	...	...	...	...	...	...	...	...	6	5	...	...	...	...	...	...	...	...	...	...	...	41,196	42,907
Total, British Territory.	234	144	202	150	4	...	529	325	48	14	1	2	1	2	164	29	2	4	1	557	283	31	1	10	4	28	17	1	33	12	3	4	503,737	529,334	
PUDUKÓTTAI	3	1	1	1	...	...	1	2	...	...	...	...	...	...	...	...	...	...	...	...	2	2	...	...	...	...	...	...	...	...	...	...	...	7,407	7,407
BANGANAPALLE	...	...	...	...	...	...	...	...	...	...	...	...	...	...	...	...	...	...	...	...	...	...	...	...	...	...	...	...	...	...	...	...	...	160	137
SANDUR	...	...	...	...	...	...	...	...	...	...	...	...	...	...	...	...	...	...	...	...	...	...	...	...	...	...	...	...	...	...	...	...	...	18	19
Total, Feudatories.	3	1	1	1	...	...	1	2	...	...	...	...	...	...	...	...	...	...	...	...	2	2	...	...	...	...	...	...	...	...	...	...	...	7,220	7,563
Grand Total	237	145	203	151	4	...	530	327	48	14	1	2	1	2	164	29	2	4	1	559	285	31	1	11	5	28	17	1	33	12	3	4	510,967	527,897	

Table XIII.

CASTE, TRIBE, ETC.—CHRISTIAN.





---

TABLE XIII.

---

CASTE, TRIBE, RACE OR NATIONALITY.  
PART IV.—JAIN, BUDDHIST, PARSI, JEW AND OTHERS.

---



Table XIII.

CASTE, TRIBE, ETC.  
JAIN, BUDDHIST,  
PARSI, JEW, ETC.

204

TABLE XIII.

Caste, Tribe, Race or Nationality.

PART IV.—JAIN, BUDDHIST, PARSII, JEW AND OTHERS.																												
DISTRICT OR STATE.		JAIN.										BROMIST.										JAW.						
		Males.		Females.		Buddhist.		Burmese.		Chinese.		Indian.		Japanese.		Shamose.		Singhalose.		Total.		Parsii.		Jaw.				
	Males.	Females.	Males.	Females.	Males.	Females.	Males.	Females.	Males.	Females.	Males.	Females.	Males.	Females.	Males.	Females.	Males.	Females.	Males.	Females.	Males.	Females.	Males.	Females.	Males.	Females.	Males.	Females.
1	2	3	4	5	6	7	8	9	10	11	12	13	14	15	16	17	18	19	20	21	22	23	24	25	26	27	28	29
1. GANJAM	...	...	...	...	...	...	...	...	...	...	...	...	...	...	...	...	...	...	...	...	...	...	...	...	...	...	...	...
AGENCY, GANJAM	22	...	...	...	...	...	...	...	...	...	...	...	...	...	...	...	...	...	...	...	...	...	...	...	...	...	...	...
2. VIJAYAPUR	16	...	...	...	...	...	...	...	...	...	...	...	...	...	...	...	...	...	...	...	...	...	...	...	...	...	...	...
AGENCY, VIJAYAPUR	...	11	...	...	...	...	...	...	...	...	...	...	...	...	...	...	...	...	...	...	...	...	...	...	...	...	...	...
3. GODAVARI	24	...	...	...	...	...	...	...	...	...	...	...	...	...	...	...	...	...	...	...	...	...	...	...	...	...	...	...
AGENCY, GODAVARI	...	...	...	...	...	...	...	...	...	...	...	...	...	...	...	...	...	...	...	...	...	...	...	...	...	...	...	...
4. KISTNA	29	...	...	...	...	...	...	...	...	...	...	...	...	...	...	...	...	...	...	...	...	...	...	...	...	...	...	...
5. NELLORE	5	...	...	...	...	...	...	...	...	...	...	...	...	...	...	...	...	...	...	...	...	...	...	...	...	...	...	...
6. CUDDAPAH	9	...	...	...	...	...	...	...	...	...	...	...	...	...	...	...	...	...	...	...	...	...	...	...	...	...	...	...
7. KURNOOL	13	...	...	...	...	...	...	...	...	...	...	...	...	...	...	...	...	...	...	...	...	...	...	...	...	...	...	...
8. BELLARY	945	...	...	...	...	...	...	...	...	...	...	...	...	...	...	...	...	...	...	...	...	...	...	...	...	...	...	...
9. ANANTAPUR	178	...	...	...	...	...	...	...	...	...	...	...	...	...	...	...	...	...	...	...	...	...	...	...	...	...	...	...
10. MADRAS	173	...	...	...	...	...	...	...	...	...	...	...	...	...	...	...	...	...	...	...	...	...	...	...	...	...	...	...
11. CHINGLEPUT	193	...	...	...	...	...	...	...	...	...	...	...	...	...	...	...	...	...	...	...	...	...	...	...	...	...	...	...
12. NORTH ARCOT	3,098	...	...	...	...	...	...	...	...	...	...	...	...	...	...	...	...	...	...	...	...	...	...	...	...	...	...	...
13. SAGER	21	...	...	...	...	...	...	...	...	...	...	...	...	...	...	...	...	...	...	...	...	...	...	...	...	...	...	...
14. COIMBATORE	41	...	...	...	...	...	...	...	...	...	...	...	...	...	...	...	...	...	...	...	...	...	...	...	...	...	...	...
15. NILGIRIS	...	...	...	...	...	...	...	...	...	...	...	...	...	...	...	...	...	...	...	...	...	...	...	...	...	...	...	...
16. SOUTH ARCOT	2,924	...	...	...	...	...	...	...	...	...	...	...	...	...	...	...	...	...	...	...	...	...	...	...	...	...	...	...
17. TANJORE	294	...	...	...	...	...	...	...	...	...	...	...	...	...	...	...	...	...	...	...	...	...	...	...	...	...	...	...
18. TRICHINOPOLY	10	...	...	...	...	...	...	...	...	...	...	...	...	...	...	...	...	...	...	...	...	...	...	...	...	...	...	...
19. MADURA	16	...	...	...	...	...	...	...	...	...	...	...	...	...	...	...	...	...	...	...	...	...	...	...	...	...	...	...
20. TINNEVELLY	...	...	...	...	...	...	...	...	...	...	...	...	...	...	...	...	...	...	...	...	...	...	...	...	...	...	...	...
21. MALABAR	252	...	...	...	...	...	...	...	...	...	...	...	...	...	...	...	...	...	...	...	...	...	...	...	...	...	...	...
22. SOUTH CANARA	4,572	...	...	...	...	...	...	...	...	...	...	...	...	...	...	...	...	...	...	...	...	...	...	...	...	...	...	...
Total, British Territory.	14,139	13,292	41	14	119	2	16	4	14	37	3	...	2	2	6	1	201	40	195	161	16	1	1	5	0	22	23	...
PUDUCHÉRI	...	...	...	...	...	...	...	...	...	...	...	...	...	...	...	...	...	...	...	...	...	...	...	...	...	...	...	...
BANGALAPALLE	...	...	...	...	...	...	...	...	...	...	...	...	...	...	...	...	...	...	...	...	...	...	...	...	...	...	...	...
SANDUR	...	...	...	...	...	...	...	...	...	...	...	...	...	...	...	...	...	...	...	...	...	...	...	...	...	...	...	...
Total, Feudatories.	...	...	...	...	...	...	...	...	...	...	...	...	...	...	...	...	...	...	...	...	...	...	...	...	...	...	...	...
Grand Total	14,139	13,292	41	14	119	2	16	4	14	37	3	...	2	2	6	1	201	40	195	161	16	1	1	5	0	22	23	...







---

TABLE XIV.

---

CIVIL CONDITION BY AGE FOR SELECTED  
CASTES AND RACES.

---



Table XIV.

CIVIL CONDITION  
BY SELECTED CASTES  
AND RACES.

208

TABLE XIV.

Civil Condition by Age for Selected Castes and Races.

CASTE OR RACE.	POPULATION.													
	PERSONS.		0-5.		5-12.		12-15.		15-20.		20-40.		40 AND OVER.	
	Males.	Females.	Males.	Females.	Males.	Females.	Males.	Females.	Males.	Females.	Males.	Females.	Males.	Females.
1	2	3	4	5	6	7	8	9	10	11	12	13	14	15
<b>Hindu and Animistic.</b>														
Baliya ...	122,271	123,134	13,601	14,661	23,371	24,540	8,526	6,799	8,885	7,659	37,124	38,326	30,764	31,149
Bráhmaṇ, Tamil ...	82,689	85,372	9,653	9,905	13,084	13,044	5,000	4,629	8,005	8,347	25,483	25,509	20,864	23,938
" Telugu ...	65,100	67,045	7,101	7,086	10,296	10,290	4,305	3,823	6,120	5,709	20,385	19,783	16,893	20,354
" Malayálam ...	10,377	8,628	1,091	1,027	1,359	1,249	583	549	910	790	3,517	2,678	2,017	2,395
" Canarese ...	20,768	20,526	2,318	2,359	3,470	3,210	1,533	1,116	2,048	2,007	6,504	6,440	4,895	5,394
" Oriyá ...	55,455	59,092	7,351	7,607	9,477	9,447	3,977	3,077	5,522	5,431	17,231	18,216	11,897	15,314
" Others ...	44,583	44,381	5,587	5,543	7,659	7,525	3,272	2,726	4,283	4,410	13,207	13,143	10,555	11,034
Total Bráhmaṇ ...	278,952	285,044	33,101	33,527	45,345	44,765	19,270	15,920	26,888	26,634	86,327	85,769	68,021	78,429
Cheruman ...	114,895	126,395	15,729	16,988	23,645	22,542	9,321	8,766	10,773	12,165	34,048	41,824	21,379	24,010
Chetti ...	68,820	76,130	9,232	9,524	12,817	13,497	4,832	4,552	6,002	5,544	20,579	24,192	15,358	18,821
Dévānga ...	27,800	28,532	3,269	3,377	5,046	5,087	1,954	1,490	2,473	2,233	8,590	8,846	6,468	7,499
Holeyā ...	51,365	65,329	8,609	9,204	11,864	12,711	4,402	4,116	4,292	5,346	12,804	20,307	9,394	13,645
Kaikólan ...	53,760	56,092	7,570	8,045	10,484	10,887	4,461	3,887	4,834	4,190	14,531	15,774	11,940	13,909
Kālingi ...	49,608	53,600	6,623	6,962	9,994	9,975	3,970	3,182	4,784	4,734	14,230	16,790	10,007	11,957
Kammála ...	90,563	93,055	12,464	12,905	17,001	17,272	6,416	5,420	8,052	7,456	26,674	28,762	19,962	21,240
Kamsala ...	58,702	60,063	7,078	7,524	11,347	11,334	4,246	3,204	5,132	4,860	17,893	19,395	13,006	14,646
Kāpu ...	407,079	410,895	48,559	51,624	83,219	82,864	29,719	23,324	32,230	27,046	118,499	128,623	94,853	97,414
Kavarai ...	47,365	48,962	6,276	6,465	9,042	9,333	3,263	2,937	3,798	3,493	13,779	15,276	11,207	11,458
Kómati ...	66,863	66,858	8,005	8,203	11,639	11,940	5,061	4,040	5,661	5,005	19,910	20,013	16,587	17,657
Mála ...	314,837	322,520	47,188	50,411	72,885	69,467	22,415	17,865	20,428	23,839	83,946	96,361	64,975	61,677
Paraiyan ...	420,176	447,790	67,315	71,862	92,983	93,423	30,452	23,837	35,497	35,362	108,576	139,039	85,353	84,267
Sāle ...	76,650	75,783	9,814	9,800	15,519	14,827	5,646	4,336	6,410	5,995	21,857	23,377	17,404	17,448
Shānām ...	143,894	147,053	21,234	21,728	28,922	27,565	10,888	9,481	13,311	12,179	40,499	43,385	29,940	32,715
Tiyan ...	272,809	279,548	36,367	36,817	54,006	51,380	24,064	22,510	27,045	28,817	84,168	89,883	46,539	50,141
Vellála ...	536,568	552,472	72,003	74,087	103,256	105,191	39,545	35,666	43,671	38,150	159,591	173,940	118,502	125,438
<b>Christian.</b>														
Eurasian ...	7,951	8,849	934	974	1,549	1,488	657	703	942	1,093	2,178	2,680	1,691	1,911
<b>UNMARRIED.</b>														
CASTE OR RACE.	PERSONS.		0-5.		5-12.		12-15.		15-20.		20-40.		40 AND OVER.	
	Males.	Females.	Males.	Females.	Males.	Females.	Males.	Females.	Males.	Females.	Males.	Females.	Males.	Females.
	16	17	18	19	20	21	22	23	24	25	26	27	28	29
<b>Hindu and Animistic.</b>														
Baliya ...	70,574	45,084	13,575	14,603	23,271	22,932	8,432	4,429	8,494	1,549	14,900	1,009	1,893	562
Bráhmaṇ, Tamil ...	36,290	21,598	9,644	9,881	12,989	10,938	5,101	550	4,931	64	2,865	120	760	45
" Telugu ...	30,427	14,292	7,091	7,035	10,180	6,991	3,978	128	4,085	37	4,172	80	981	21
" Malayálam ...	4,747	3,054	1,090	1,026	1,356	1,228	579	381	807	207	776	125	139	87
" Canarese ...	10,361	5,301	2,315	2,353	3,466	2,797	1,482	112	1,571	11	1,316	18	217	10
" Oriyá ...	26,748	15,415	7,331	7,545	9,379	7,565	3,746	115	3,869	57	2,193	96	230	37
" Others ...	23,136	12,665	5,578	5,521	7,612	6,600	3,147	379	3,386	59	2,770	66	643	40
Total Bráhmaṇ ...	131,709	72,325	33,040	33,361	44,976	36,119	17,973	1,665	18,649	435	14,092	565	2,970	240
Cheruman ...	65,659	58,378	15,716	16,969	23,596	22,479	9,236	7,774	9,621	5,529	6,869	4,010	621	1,617
Chetti ...	36,926	28,520	9,218	9,507	12,754	13,158	4,659	3,584	5,075	1,707	4,753	394	407	170
Dévānga ...	12,846	7,270	3,255	3,281	4,856	3,558	1,676	247	1,592	63	1,273	76	194	41
Holeyā ...	32,496	28,768	8,597	9,184	11,805	12,514	4,355	3,625	4,083	2,402	3,504	916	152	133
Kaikólan ...	29,936	23,256	7,568	8,036	10,453	10,524	4,300	2,831	4,208	1,101	3,055	522	352	242
Kālingi ...	19,742	11,506	6,569	6,558	8,818	4,501	2,416	206	1,419	108	448	104	72	29
Kammála ...	50,943	37,943	12,439	12,882	16,927	16,924	6,331	4,706	7,527	2,823	7,291	482	428	126
Kamsala ...	29,600	15,779	7,047	7,364	11,065	7,618	3,804	358	3,530	210	3,334	169	720	60
Kāpu ...	209,912	127,556	48,328	49,559	79,625	62,600	25,910	9,663	23,043	3,309	28,910	1,547	4,087	569
Kavarai ...	26,506	18,814	6,267	6,448	9,017	8,900	3,198	2,147	3,516	895	4,193	307	315	117
Kómati ...	33,203	17,585	7,997	8,152	11,596	9,037	4,743	268	4,187	26	4,154	75	556	37
Mála ...	173,732	125,759	47,087	50,183	72,305	62,472	21,804	8,802	19,237	2,624	12,950	1,358	549	320
Paraiyan ...	245,157	202,545	67,236	71,701	92,583	91,319	30,074	19,950	32,808	12,614	21,507	5,881	949	1,080
Sāle ...	37,561	22,283	9,782	9,650	15,075	11,054	5,060	982	4,395	265	2,992	241	257	81
Shānām ...	84,886	66,594	21,218	21,711	27,933	27,438	10,793	9,079	12,760	7,010	11,862	1,214	520	142
Tiyan ...	162,159	132,801	36,347	36,785	54,505	50,930	23,867	19,575	25,057	13,508	21,042	8,434	1,341	2,569
Vellála ...	297,265	230,457	71,910	73,999	102,854	103,149	38,559	30,309	38,983	18,091	41,278	4,212	3,681	607
<b>Christian.</b>														
Eurasian ...	5,359	5,158	932	973	1,542	1,481	657	702	930	935	1,113	875	185	192



Table XIV.

CIVIL CONDITION  
BY SELECTED CASTES  
AND RACES.


209

TABLE XIV.

Civil Condition by Age for Selected Castes and Races.

CASTE OR RACE.	MARRIED.													
	PERSONS.		0-5.		5-12.		12-15.		15-20.		20-40.		40 AND OVER.	
	Males.		Males.		Males.		Males.		Males.		Males.		Males.	
	30	31	32	33	34	35	36	37	38	39	40	41	42	43
<b>Hindu and Animistic.</b>														
Balijs	44,466	46,410	23	53	94	1,562	92	2,302	385	5,794	20,937	28,503	22,935	8,196
Bráhmán, Tamil	41,756	41,895	9	22	93	2,080	497	4,013	3,052	7,896	21,932	20,441	16,173	7,443
" Telugu	30,880	30,841	10	46	114	3,224	385	3,510	1,956	5,137	15,610	14,106	12,805	4,818
" Malayálam	5,285	3,512	1	1	3	21	4	165	99	509	2,655	2,114	2,523	702
" Canarese	9,098	9,323	3	5	9	409	50	965	473	1,834	4,969	4,700	3,594	1,410
" Oriyá	26,820	27,474	19	58	97	1,848	231	2,839	1,644	4,874	14,735	13,569	10,094	4,286
" Others	19,280	20,388	9	22	46	906	124	2,268	887	4,075	10,103	9,974	8,111	3,143
Total Bráhmán	133,119	133,433	51	154	362	8,488	1,291	13,760	8,111	24,325	70,004	64,904	53,300	21,802
Cheruman	44,933	47,175	13	16	47	152	79	940	1,094	6,208	25,673	31,395	18,027	8,464
Chetti	29,972	32,067	14	16	62	334	173	981	920	3,727	15,228	20,300	12,675	6,729
Dévanga	13,614	13,954	14	94	172	1,483	274	1,190	868	2,026	7,001	6,988	5,285	2,173
Holeyá	17,202	23,862	12	19	58	186	47	466	205	2,768	8,805	15,963	8,075	4,460
Kalkólan	21,504	23,877	2	9	29	360	101	1,042	619	3,029	11,046	13,229	6,713	6,208
Kálingi	28,161	31,030	53	403	1,130	5,314	1,514	2,808	3,267	4,308	13,395	13,877	8,812	4,320
Kammála	36,297	37,629	24	23	70	334	76	696	517	4,499	18,751	24,133	16,859	7,944
Kamsala	26,076	28,054	31	155	279	3,539	431	2,629	1,474	4,056	14,059	13,809	10,402	3,806
Kápu	181,474	189,933	224	1,731	3,515	19,556	3,724	13,048	9,024	22,275	86,815	101,707	78,172	31,616
Kavarai	18,932	20,171	9	16	25	430	64	774	278	2,538	9,210	12,563	9,346	3,850
Kómati	30,832	31,428	8	49	69	2,827	316	3,612	1,440	4,541	15,279	15,173	13,711	5,226
Mála	132,633	144,257	100	222	566	6,698	794	8,696	4,121	20,172	68,650	83,880	58,402	24,589
Paraiyan	163,532	184,183	78	156	396	2,082	374	3,794	2,650	22,117	84,217	118,790	75,817	37,244
Sálo	36,073	36,782	31	140	432	3,065	569	3,202	1,973	5,298	18,235	16,663	14,832	5,814
Shánán	53,809	54,919	16	16	89	121	94	399	543	5,078	27,937	36,499	25,110	12,806
Tíyan	101,664	104,042	19	23	98	410	192	2,777	1,867	14,244	59,310	66,596	40,148	16,992
Vellála	218,518	224,271	93	86	396	2,005	983	5,193	4,658	19,624	114,521	147,201	97,807	50,102
<b>Christian.</b>														
Eurasian	2,227	2,388	2	1	5	7	...	1	11	154	1,007	1,550	1,202	675
<b>WIDOWED.</b>														
CASTE OR RACE.	PERSONS.		0-5.		5-12.		12-15.		15-20.		20-40.		40 AND OVER.	
	Males.		Males.		Males.		Males.		Males.		Males.		Males.	
	Females.		Females.		Females.		Females.		Females.		Females.		Females.	
	44	45	46	47	48	49	50	51	52	53	54	55	56	57
<b>Hindu and Animistic.</b>														
Balijs	7,231	31,640	3	5	6	46	2	68	6	316	1,278	8,814	5,936	22,391
Bráhmán, Tamil	4,643	21,879	...	2	12	26	12	66	22	387	686	4,948	3,931	16,450
" Telugu	3,793	21,912	...	5	2	75	12	185	79	535	603	5,597	3,107	15,515
" Malayálam	345	2,962	...	...	...	...	...	3	4	14	86	439	255	1,606
" Canarese	1,309	5,902	...	1	1	4	1	39	4	162	219	1,722	1,084	3,974
" Oriyá	1,887	16,203	1	4	1	34	...	123	9	500	303	4,551	1,573	10,991
" Others	2,147	11,328	...	...	1	19	1	79	19	276	334	3,103	1,801	7,851
Total Bráhmán	14,124	79,286	1	12	7	158	6	495	128	1,874	2,231	20,360	11,751	56,387
Cheruman	4,303	20,842	...	3	2	11	6	52	58	428	1,506	6,419	2,731	13,929
Chetti	2,822	15,543	...	1	1	5	...	7	7	110	598	3,498	2,216	11,922
Dévanga	1,340	7,308	...	2	18	46	4	53	13	144	316	1,782	989	5,281
Holeyá	1,667	12,699	...	1	1	11	...	25	4	176	495	3,434	1,167	9,052
Kalkólan	2,320	8,959	...	...	2	3	...	14	7	60	436	2,023	1,875	6,859
Kálingi	1,705	11,064	1	1	46	160	40	168	108	318	387	2,809	1,123	7,608
Kammála	3,323	17,483	1	...	4	14	3	18	8	134	632	4,147	2,675	13,170
Kamsala	2,426	17,130	...	5	3	177	11	217	28	594	500	5,417	1,884	10,720
Kápu	15,693	93,406	7	34	79	699	85	613	163	1,462	2,765	25,369	12,594	65,229
Kavarai	1,927	9,977	...	1	...	3	1	16	4	60	376	2,406	1,546	7,491
Kómati	2,828	17,845	...	2	4	86	2	160	25	438	477	4,705	2,320	12,394
Mála	8,472	52,504	1	6	14	197	17	367	70	1,043	2,446	14,123	6,024	36,768
Paraiyan	11,487	61,062	1	5	4	22	4	93	39	631	2,852	14,368	8,587	45,943
Sálo	3,016	16,718	1	10	12	108	17	162	41	432	630	4,473	2,315	11,543
Shánán	5,199	25,540	...	1	...	6	1	3	8	91	880	5,672	4,310	19,767
Tíyan	8,986	45,705	1	9	3	40	5	158	91	1,065	3,816	13,853	5,070	30,580
Vellála	20,785	97,744	...	2	6	37	3	74	30	435	3,792	22,527	16,954	74,669
<b>Christian.</b>														
Eurasian	365	1,303	...	...	2	...	...	...	1	4	58	255	304	1,044





---

---

TABLE XV.

---

OCCUPATIONS.

---

---





## TABLE XV.

INDEX TO THE  
GROUPS.

## Occupations.

## INDEX.

GENERAL SCHEME OF ARRANGEMENT OF OCCUPATIONS AND  
MEANS OF SUBSISTENCE FOLLOWED IN THE TABLE.

CLASS.	ORDER.	SUB-ORDER.
A.—GOVERNMENT ...	I. Administration ...	1. Civil Service of the State. 2. Service of Local and Municipal bodies. 3. Village Service. 4. Army. 5. Navy and Marine.
	II. Defence ...	6. Civil Officers. 7. Military Officers.
	III. Service of Native and Foreign States.	8. Stock breeding and dealing. 9. Training and care of animals.
	IV. Provision and care of Animals.	10. Landholders and Tenants. 11. Agricultural Labourers. 12. Growers of Special Products. 13. Agricultural Training and Supervision and Forests. 14. Personal and Domestic Services. 15. Non-domestic Entertainment. 16. Sanitation.
B.—PASTURE AND AGRICULTURE.	V. Agriculture ...	17. Provision of Animal Food. 18. Provision of Vegetable Food. 19. Provision of Drink, Condiments and Stimulants. 20. Lighting. 21. Fuel and Forage. 22. Building Materials. 23. Artificers in Building. 24. Railway and Tramway Plant. 25. Carts, Carriages, etc. 26. Ships and Boats. 27. Paper. 28. Books and Prints. 29. Watches, Clocks and Scientific Instruments. 30. Carving and Engraving. 31. Toys and Curiosities. 32. Music and Musical Instruments. 33. Bangles, Necklaces, Beads, Sacred Threads, etc. 34. Furniture. 35. Harness. 36. Tools and Machinery. 37. Arms and Ammunition. 38. Wool and Fur. 39. Silk. 40. Cotton. 41. Jute, Hemp, Flax, Coir, etc. 42. Dress.
	VI. Personal, Household and Sanitary Services.	43. Gold, Silver and Precious Stones. 44. Brass, Copper, Bell-metal, etc. 45. Tin, Zinc, Quicksilver and Lead. 46. Iron and Steel. 47. Glass and Chinaware. 48. Earthen and Stoneware. 49. Wood and Bamboos. 50. Canework, Matting and Leaves, etc. 51. Gums, Wax, Resins and similar Forest Produce. 52. Drugs, Dyes, Pigments, etc. 53. Leather, Horn and Bones.
C.—PERSONAL SERVICES.	VII. Food, Drink and Stimulants.	54. Money and Securities. 55. General Merchandise. 56. Dealing, unspecified. 57. Middlemen, Brokers and Agents. 58. Railway. 59. Road. 60. Water. 61. Messages. 62. Storage and Weighing. 63. Religion. 64. Education. 65. Literature. 66. Law. 67. Medicine. 68. Engineering and Survey. 69. Natural Science. 70. Pictorial Art and Sculpture. 71. Music, Acting, Dancing, etc. 72. Sport. 73. Games and Exhibitions. 74. Earthwork, etc. 75. General Labour.
	VIII. Light, Firing and Forage.	76. Indefinite. 77. Disreputable.
D.—PREPARATION AND SUPPLY OF MATERIAL SUBSTANCES.	IX. Buildings ...	XXIV. Independent ...
	X. Vehicles and Vessels.	78. Property and Alms. 79. At the State Expense.
E.—COMMERCE, TRANSPORT AND STORAGE.	XI. Supplementary Requirements.	
	XII. Textile Fabrics and Dress.	
F.—PROFESSIONS ...	XIII. Metals and Precious Stones.	
	XIV. Glass, Earthen and Stoneware.	
G.—UNSKILLED LABOUR, NOT AGRICULTURAL.	XV. Wood, Cane and Leaves, etc.	
	XVI. Drugs, Gums, Dyes, etc.	
H.—MEANS OF SUBSISTENCE INDEPENDENT OF OCCUPATION.	XVII. Leather ...	
	XVIII. Commerce ...	
	XIX. Transport and Storage.	
	XX. Learned and Artistic Professions.	
	XXI. Sport ...	
	XXII. Earthwork and General Labour.	
	XXIII. Indefinite and Disreputable Occupations.	



## INDEX TO THE GROUPS.

A	
Accountants in banks	395
Do. under merchants	397
Do. (village)	9
Acrobats, tumblers, wrestlers, etc.	400
Actors	430
Administrative staff and establishments: See under the departments concerned.	
Advocates	459
Aerated water factories: owners, managers and superior staff	107
Do. workmen and other subordinates	108
Agents, book	181
Do. carting	417
Do. emigration	406
Do. general	402
Do. insurance	393
Do. of landed estates (not planters)	56
Do. law	461
Do. railway	400
Do. ship	423
Agricultural chemists and experts	55
Do. implement makers	230
Do. labourers	39 & 40
Agriculture, directors of —, and their staff	54
Alabaster sellers and workers	201
Allowances from patrons or relatives	511
Almanac makers and sellers	450
Aluminium sellers and workers	325 (a)
Ammunition makers	244
Do. sellers	245
Animal food (miscellaneous)—provision of —	84
Animals (trained), exhibitors of —	496
Antimony preparers and sellers	373
Architects and civil engineers	475
Areca-nut growers	49
Do. sellers	123
Arsenals: superior staff	237
Do. operatives and other subordinates	238
Ass attendants, breeders and dealers	25
Astrologers	443
Astronomers	479
Asylum and dispensary service	473
Asylums, etc., inmates of —	517
Attorneys and solicitors	460
Auctioneers, auditors, actuaries, notaries public, etc.	403
Authors, editors, and journalists	454
B	
Bag (fibre) makers	292
Do. sellers	293
Bakers	95
Bamboo and timber dealers	345
Band masters and players (not military)	488
Bangle makers (glass)	210
Do. sellers ( do. )	211
Do. makers (other than glass)	208
Do. sellers ( do. )	209
Bank accountants, bill collectors, cashiers and clerks	395
Bankers	392
Barbers	60
Barge men	429
Do. owners	425
Barristers	459
Basket makers and sellers	247
Bead, necklace and rosary makers	214
Do. sellers	215
Bell-metal workers	322
Do. sellers	323
Betel-leaf sellers	123
Betel-vine growers	49
Bhang, ganja, opium, etc., preparers	125
Do. sellers	126
Bill collectors in banks	395
Bird catchers, falconers, shikaris	492
Blankets, persons occupied with	251
Boat-builders, shipwrights, etc.	175
Boatmen	429
Boat owners	425
Do. painters	178
Bone mills: operatives and other subordinates.	381
Do. sellers	390

Description of occupation or means of subsistence.	Number of group.
<b>B—cont.</b>	
Book-agents, book-sellers and publishers	187
Book-binders	186
Boot, shoe, and sandal makers	387
Borax sellers	371
Botanists, naturalists, etc.	480
Braid-makers (gold and silver)	316
Do, (silk)	260
Brass sellers	323
Do, workers	322
Breweries: owners, managers and superior staff.	108
Do, workmen and other subordinates	110
Brick and tile factories: owners, managers and superior staff	151
Do, operatives and other subordinates	152
Brick and tile makers	155
Do, sellers	156
Bristle sellers	390
Brokers (general)	402
Broom makers and sellers	347
Bucket (leather) makers	391
Buffalo keepers	78
Builders and masons	163
Building contractors	162
Burial and burning ground service	447
Butchers	76
Butter sellers	75

Camel attendants, breeders and dealers	29
Camphor collectors	354
Do. sellers	355
Canal labourers	502
Do. service	431
Cap makers and sellers	302
Cardamom growers	50
Do. sellers	123
Carpenters	344
Carpet makers (cotton)	277
Do. sellers (do.)	274
Do. weavers (wool)	248
Carriage and cart makers	171
Do. sellers	172
Carriage, etc., painters	173
Carting agents, cart owners and drivers, etc.	417
Carvers (in wood and ebony)	194
Do. (in ivory)	195
Cashiers in banks	395
Catechists	446
Catechu preparers	356
Do. sellers	357
Cattle breeders, dealers, etc.	20
Cement works: owners, managers and superior staff	160
Do. operatives and other subordinates	161
Charcoal sellers	150
Cheese makers and sellers	77
Chemists, agricultural	55
Do. and druggists	369
Chiefs and officers of Native and Foreign States	20
China ware (other than bangle) makers	332
Do. sellers	333
Chanam, shell and lime burners	157
Do. sellers	158
Church and mission service	445
Do. service	447
Cinchona plantations: owners, managers and superior staff	41
Do. labourers and other subordinates	42
Circumcisors	448
Circus owners, managers, etc.	497
Civil engineers	475
Do. pension	514
Clerks (articled)	463
Clerks in banks	385
Do. in civil offices — and their families	3
Do. in educational institutions	453
Do. in Native and Foreign State Service	21
Do. in survey and engineering offices	478
Do. landholders	57
Do. lawyers	463
Do. local and municipal	6



31



Table XV.

INDEX TO THE  
GROUPS.

216

Description of occupation or means of subsistence.	Number of group.	Description of occupation or means of subsistence.	Number of group.
<b>G</b>		<b>I—cont.</b>	
Ganja preparers ... ..	125	Indoor servants ... ..	64
Do. sellers ... ..	126	Ink makers and sellers ... ..	375
Gas-works : owners, managers and superior staff.	136	Inspecting officials (educational) ... ..	451
Do. operatives and other subordinates.	137	Do. (local and municipal) ... ..	5
Ghee preparers and sellers ... ..	82	Inspecting staff : engineering and survey depart-ments ... ..	474
Glassware (other than bangles) makers ... ..	332	Do. medical department ... ..	466
Do. sellers ... ..	333	Inspectors (government) and their families ... ..	3
Glaziers ... ..	164	Do. railway ... ..	412
Goat makers ... ..	224	Do. sanitary ... ..	73
Goat and sheep breeders and dealers ... ..	30	Instruments (scientific) makers, menders and sellers ... ..	193
Goatherds ... ..	31	Insurance agents and under-writers ... ..	393
Gold dealers ... ..	318	Iron foundries : owners, managers and superior staff ... ..	326
Gold mines : owners, managers and superior staff ... ..	309	Do. operatives and other subordi-nates ... ..	327
Do. operatives and other subordinates.	310	Iron sellers ... ..	329
Goldsmiths' dust-washers ... ..	312	Do. workers ... ..	328
Gold wire drawers and braid-makers ... ..	316	Ivory carvers ... ..	195
Gold workers ... ..	317		
Government clerks, inspectors and their families ... ..	3	<b>J</b>	
Do. officers and their families (civil offices) ... ..	2	Jewellery (imitation and pewter) makers ... ..	212
Do. sanitary officers and establish-ments ... ..	72	Do. (do. ) sellers ... ..	213
Do. service (unspecified) ... ..	4	Journalists, authors and editors ... ..	454
Governor of Madras, His Excellency the, and his family ... ..	1	Jute mills : owners, managers and superior staff.	285
Grain dealers ... ..	97	Do. operatives and other subordinates ... ..	286
Do. parchers ... ..	98		
Grass sellers ... ..	149	<b>K</b>	
Grindstone makers and menders ... ..	338	Kazis ... ..	463
Do. sellers ... ..	339	Knife grinders ... ..	229
Grocers ... ..	124	Do. makers ... ..	227
Grooms ... ..	63	Do. sellers ... ..	228
Guards, forest ... ..	59		
Do. railway ... ..	413	<b>L</b>	
Gum collectors ... ..	354	Labour contractors ... ..	406
Do. sellers ... ..	355	Labourers in factories, etc.— <i>See under the factory, etc., concerned.</i>	
Gun-carriage factories : managers and superior staff ... ..	241	Labourers, field ... ..	40
Do. workmen and other subordinates ... ..	242	Do. general ... ..	504
Gun-makers, menders and sellers ... ..	243	Do. canal, railway and road ... ..	502
Gun-powder factories : superior staff ... ..	239	Lac sellers ... ..	359
Do. operatives and other subordinates ... ..	240	Lace makers ... ..	301
Gun-powder makers ... ..	244	Lacquerers ... ..	197
Do. sellers ... ..	245	Lamp makers and sellers ... ..	145
<b>H</b>		Landed estates, agents and managers of ... ..	56
Haberdashers ... ..	303	Landowners, cultivating ... ..	38
Hand printing presses, proprietors and printers.	185	Do. non-cultivating ... ..	37
Harbour works and harbour service ... ..	432	Lantern makers and sellers ... ..	145
Hardware sellers ... ..	329	Law-agents ... ..	461
Do. workers ... ..	328	Lawyers' clerks ... ..	463
Harness (not leather) makers and sellers ... ..	222	Lead goods, sellers of ... ..	325
Hat makers and sellers ... ..	302	Do. workers ... ..	324
Hawkers ... ..	401	Leaf-plate makers and sellers ... ..	349
Hay sellers ... ..	149	Leather bucket makers ... ..	391
Herdsmen ... ..	27	Do. dyers ... ..	386
Hide sellers ... ..	390	Do. factories : owners, managers and superi-or staff ... ..	384
Honey collectors and sellers ... ..	380	Do. factories : operatives and other subordi-nates ... ..	385
Horn sellers ... ..	390	Do. goods (manufactured), sellers of ... ..	389
Horoscope-makers ... ..	449	Libraries and literary institutions, service in ... ..	458
Horse breeders, dealers and attendants ... ..	25	Lime, chunam and shell burners ... ..	157
Horse breakers ... ..	34	Do. sellers ... ..	158
Do. trainers ... ..	461	Lingam makers and sellers ... ..	217
Hosiers ... ..	303	Liquor farmers ... ..	405
Hospital service ... ..	473	Lithographers ... ..	185
Hotel keepers ... ..	69	Livery stable-keepers ... ..	418
House-rent, income from ... ..	510	Local and municipal service, officers ... ..	5
Hukka-stem makers and sellers ... ..	203	Do. do. clerks ... ..	6
Huntamen ... ..	403	Do. do. menials ... ..	7
<b>I</b>		Lock-keepers ... ..	431
Ice factories : owners, managers and superior staff ... ..	115	Logwood dealers and workers ... ..	374
Do. workmen and other subordinates.	116	Looms and loom-comb makers and sellers ... ..	231
Implement makers (agricultural) ... ..	230		
Incense preparers ... ..	376		
Do. sellers ... ..	377		
Indigo factories : owners, managers and superior staff ... ..	45		
Do. labourers and other subordi-nates ... ..	46		



Table XV.

217

INDEX TO THE  
GROUPS.

Description of occupation or means of subsistence.	Number of group.	Description of occupation or means of subsistence.	Number of group.
<b>M</b>		<b>O</b>	
Machinery dealers, etc. ....	233	Oculists ....	470
Machinery workshops: owners, managers and superior staff ....	225	Officers— <i>See under the departments concerned.</i>	
Do. operatives and other subordinates ....	226	Oil mills: owners, managers and superior staff, .....	89
Madder dealers and workers ....	374	Do. operatives and other subordinates, .....	90
Mail carriage contractors, etc. ....	416	Oil pressers ....	100
Makers— <i>See under the articles made.</i>		Do. sellers ....	101
Marble workers ....	168	Do. (vegetable) for lighting, pressers of .....	143
Mariners ....	428	Do. do. sellers of ....	144
Market fee farmers ....	404	Operatives in factories, mills, etc.: <i>See under the factory or mill concerned.</i>	
Masons and builders ....	163	Opium farmers ....	405
Mat makers and sellers ....	347	Do. preparers ....	125
Matrons in hospitals ....	473	Do. sellers ....	126
Matting (fibre) makers ....	292	Opticians ....	191
Do. sellers ....	293	Overseers in engineering and survey depart-ments ....	477
Measurers and weighmen ....	442	Do. railway ....	412
Mechanics other than railway ....	232		
Medical practitioners with diploma, license or certificate ....	467	<b>P</b>	
Do. without diploma, license or certificate ....	468	Pack bullock drivers, owners, etc. ....	421
Medicine, administrative and inspecting staff (when not returned under general head) ....	466	Do. camel, elephant, mule, etc., drivers and owners ....	422
Mendicancy (not in connexion with a religious order) ....	513	Painters—(artists) ....	483
Mendicants, religious ....	446	Do. of boats and ships ....	178
Merchants, general ....	396	Do. of buildings ....	164
Merchants' managers, accountants, clerks, assistants, etc. ....	397	Do. of carriages, etc. ....	173
Messengers (in civil offices) ....	4	Palki bearers and owners ....	420
Do. (post office) ....	434	Do. makers and sellers ....	174
Do. (telegraph) ....	436	Palm leaf binders and paper makers and sellers, .....	181
Metallurgists ....	481	Paper mills: owners, managers and superior staff ....	179
Meteorologists ....	479	Do. operatives and other subordinates, .....	180
Mica miners ....	503 (a)	Pearl divers ....	319
Do. workers and sellers ....	200	Pedlars ....	401
Midwives ....	472	Pension, civil services ....	514
Military administrative establishments ....	14	Do. military services ....	515
Do. followers ....	13	Do. unspecified ....	516
Do. non-commissioned officers and privates, .....	12	Pepper growers ....	50
Do. officers ....	11	Perfume preparers ....	376
Do. do. Native and Foreign States ....	23	Do. sellers ....	377
Do. pension ....	515	Personal services, unspecified ....	68
Do. police ....	15	Petition-writers ....	464
Do. privates, Native and Foreign States ....	24	Petroleum dealers ....	142
Do. service unspecified ....	16	Photographers ....	485
Milk sellers ....	78	Piano tuners ....	489
Milliners ....	306	Picture dealers ....	189
Mills— <i>See under the articles manufactured.</i>		Piece-goods dealers ....	304
Miners (coal) ....	147	Pig breeders and dealers ....	32
Do. (mica) ....	503 (a)	Pilgrim conductors ....	447
Do. (unspecified) ....	503	Pilots ....	430
Ministers, priests, etc. ....	444	Plate and plate-ware dealers ....	215
Mission service ....	445	Plenders ....	459
Molasses, makers of, by hand ....	99	Plough makers ....	230
Money-changers and testers ....	394	Plumbers ....	164
Money-lenders ....	392	Porters (railway) ....	414
Money-lenders' servants ....	400	Do. (storage and weighing) ....	441
Mule breeders, dealers and attendants ....	25	Post office: officers and superior staff ....	433
Do. (pack) owners and drivers ....	422	Do. clerks, messengers, runners, and other subordinates ....	434
Municipal and local service, officers ....	5	Pat-makers and potters ....	336
Do. do. clerks ....	6	Potteryware sellers ....	337
Do. do. menials ....	7	Pound fee farmers ....	404
Music composers and teachers ....	487	Practitioners with diploma, license or certificate, .....	467
Do. and musical instrument makers ....	206	Do. without diploma, license or certificate ....	468
Do. do. sellers ....	207	Priests ....	444
Muslin makers ....	301	Principals of colleges ....	452
		Printers of books ....	185
		Do. (cotton) ....	277
		Printing presses: owners, managers and superior staff ....	183
		Do. workmen and other subordinates ....	184
		Prisoners, convicted or in reformatories ....	520
		Do. for debt ....	519
		Do. under-trial ....	518
		Privates (army) ....	12
		Do. (service of Native and Foreign States), .....	24
		Professors in colleges ....	452
		Property (other than land), income from ....	510
		Prostitutes ....	506
		Public scribes ....	457
		Publishers of books ....	187
		Pulae dealers ....	97
<b>N</b>			
Native States— <i>See under States.</i>			
Naturalists, botanists, scientists, etc. ....	480		
Naval administrative staff ....	19		
Do. engineers, warrant-officers and seamen ....	18		
Do. officers ....	17		
Neck-lace makers ....	214		
Do. sellers ....	215		
Net makers ....	290		
Do. sellers ....	291		
Newspapers: managers, proprietors and sellers, .....	188		
Nurses in hospitals ....	473		



Table XV.

INDEX TO THE  
GROUPS.

218

Description of occupation or means of subsistence.	Number of group.	Description of occupation or means of subsistence.	Number of group.
<b>Q</b>		<b>S—cont.</b>	
Quicksilver workers ... ..	324	Shell, lime and chunam burners ... ..	157
<b>R</b>		Do. sellers ... ..	158
Race-course service ... ..	401	Shepherds ... ..	31
Railway, agents, directors, managers and their assistants ... ..	400	Shikaris ... ..	402
Do. other administrative officials ... ..	410	Ship chandlers ... ..	177
Do. clerks ... ..	411	Do. owners and agents ... ..	423
Do. stationmasters and their assistants, inspectors, overseers, etc. ... ..	412	Do. painters ... ..	178
Do. drivers, firemen and guards ... ..	413	Shipping clerks ... ..	424
Do. pointamen, shunters, porters, signallers, etc. ... ..	414	Ships' officers, engineers, mariners and firemen. ... ..	428
Do. labourers ... ..	502	Shipwrights ... ..	175
Do. plant: managers and superior staff ... ..	167	Shoe makers ... ..	387
Do. do. operatives and other subordinates ... ..	168	Do. (not leather) makers ... ..	305
Do. service unspecified ... ..	415	Shop-keepers, otherwise unspecified ... ..	398
Rangers, forest ... ..	59	Do. clerks and salesmen ... ..	399
Reformatories, prisoners in ... ..	520	Shopkeepers' servants ... ..	400
Refreshment room-keepers ... ..	69	Shorthand writers ... ..	455
Religious mendicants ... ..	446	Signallers, railway ... ..	414
Rent collectors (petty) of landholders and puttadars ... ..	57	Do. telegraph ... ..	436
Reporters (newspaper) ... ..	455	Silk braid and thread makers ... ..	290
Rest-house owners and managers ... ..	70	Do. do. sellers ... ..	261
Rice mills: owners, managers and superior staff. ... ..	91	Do. carders, spinners and weavers ... ..	260
Do. operatives and other subordinates ... ..	92	Do. cloth and raw silk sellers ... ..	261
Rice pounders and huskers ... ..	102	Do. dyers ... ..	262
Rickshaw makers and sellers ... ..	174	Do. worm rearsers ... ..	259
Road labourers ... ..	502	Silver dealers ... ..	318
Rope makers ... ..	290	Do. wire drawers and braid-makers ... ..	316
Do. sellers ... ..	291	Do. workers ... ..	317
Do. works: owners, managers and superior staff ... ..	287	Singers and their accompanists ... ..	400
Do. do. operatives and other subordinates ... ..	288	Snuff manufacturers ... ..	129
Rug makers (cotton) ... ..	273	Do. sellers ... ..	130
Do. sellers ( do. ) ... ..	274	Soap factories: owners, managers and superior staff ... ..	363
<b>S</b>		Do. operatives and other subordinates ... ..	364
Sacking makers ... ..	290	Do. sellers ... ..	372
Do. sellers ... ..	291	Solicitors ... ..	460
Sacred thread makers and sellers ... ..	217	Spangle makers and sellers ... ..	217
Saddle cloth makers, embroiderers, and sellers. ... ..	223	Spear makers ... ..	246
Saffron dealers and workers ... ..	374	Spirit distillers ... ..	133
Sail-makers ... ..	176	Do. sellers ... ..	134
Salesmen under shop-keepers ... ..	399	Stable boys, etc., (not private servants) ... ..	419
Salt sellers ... ..	128	Stable-keepers (livery) ... ..	418
Saltpetre refiners ... ..	365	Stamp-vendors ... ..	465
Do. sellers ... ..	366	Stationers ... ..	182
Salt stores: owners, managers and superior staff. ... ..	117	States, service of Native and Foreign, chiefs and civil officers. ... ..	20
Do. workmen and other subordinates ... ..	118	Do. clerical ... ..	
Sandal (leather) makers ... ..	387	Do. establishments (civil). ... ..	21
Sandalwood preparers ... ..	376	Do. menials ... ..	
Do. sellers ... ..	377	Do. and unspecified (civil). ... ..	22
Sanitary inspectors, local and municipal ... ..	73	Do. military officers. ... ..	23
Do. officers of Government and establishments ... ..	72	Do. privates ... ..	24
Saw mills: owners, managers and superior staff. ... ..	342	Stationmasters and their assistants (railway) ... ..	412
Do. workmen and other subordinates ... ..	343	Stolen goods, receivers of ... ..	508
Sawyers ... ..	346	Stone and marble workers ... ..	166
Scavengers ... ..	74	Stone (precious) dealers ... ..	318
Scholarships ... ..	512	Do. ( do. ) workers ... ..	317
School of Arts, Superintendent of ... ..	483	Sugar factories: owners, managers and superior staff ... ..	93
Science, persons occupied with miscellaneous branches of ... ..	482	Do. operatives and other subordinates ... ..	94
Scientific instruments (miscellaneous) makers, menders and sellers ... ..	193	Sugar makers by hand ... ..	99
Screens (canework) makers and sellers ... ..	347	Do. press makers ... ..	234
Sculptors ... ..	484	Survey department: administrative and inspecting staff ... ..	474
Seamen ... ..	18	Do. clerks ... ..	478
Secretaries (club) ... ..	71	Do. draughtsmen, operators and overseers ..	477
Sellers—See under the articles sold.		Surveyors, archaeological, revenue and topographical ... ..	476
Servants, farm ... ..	39	Sweepers ... ..	74
Do. indoor ... ..	64	Sweeping contractors ... ..	75
Do. money-lenders' and shopkeepers' ... ..	400	Sweetmeat makers ... ..	103
Service—See under the department or institution concerned.		Do. sellers ... ..	104
Shampooers ... ..	67	Swine-herds ... ..	32
Shareholders ... ..	510	<b>T</b>	
Shawl weavers (wool) ... ..	249	Tailors ... ..	306
Sheep and goat breeders and dealers ... ..	30	Tank-diggers and excavators ... ..	501
		Tanneries: owners, managers and superior staff. ... ..	384
		Do. operatives and other subordinates ... ..	385
		Tanners ... ..	388

Table XV.

219

INDEX TO THE  
GROUPS.

Description of occupation or means of subsistence.	Number of group.	Description of occupation or means of subsistence.	Number of group.
<b>T—cont.</b>		<b>V</b>	
Tape (cotton) makers ... ..	279	Vaccinators ... ..	471
Do. sellers ... ..	280	Vegetable food (miscellaneous), provision of ...	108
Tattooers ... ..	486	Do. growers ... ..	52
Teachers in schools ... ..	452	Do. oil: pressers of, for lighting ... ..	143
Do. of music ... ..	487	Do. do. sellers of, for lighting ... ..	144
Tea plantations: owners, managers and superior staff ... ..	47	Do. sellers ... ..	105
Do. labourers and other subordinates ... ..	48	Vermin catchers ... ..	35
Telegraph: officers and superior staff ... ..	435	Veterinary surgeons ... ..	33
Do. clerks, signallers, messengers and other subordinates ... ..	436	Village accountants ... ..	9
Telephone: managers and superior staff ... ..	437	Do. headmen ... ..	8
Do. clerks, operators and other subordinates ... ..	438	Do. servants and watchmen ... ..	10
Temple service ... ..	447	<b>W</b>	
Tenants, cultivating ... ..	38	Warders (jail) ... ..	4
Do. non-cultivating ... ..	38(a)	Warehouse: owners, managers and superior staff ...	439
Tent makers ... ..	281	Do. workmen and other subordinates ... ..	440
Do. sellers ... ..	282	Warrant officers (naval) ... ..	18
Thatch dealers ... ..	159	Washermen ... ..	65
Thatchers ... ..	165	Watchmen employed at stores ... ..	443
Thread, cotton, silk, etc.—See under cotton, silk, etc.		Watch makers ... ..	190
Do. (sacred) makers and sellers ... ..	217	Do. sellers ... ..	191
Tile factories: See brick and tile factories.		Water carriers ... ..	68
Tile makers ... ..	155	Do. works: managers and superior staff ... ..	121
Do. sellers ... ..	156	Do. do. workmen and other subordinates ...	122
Timber dealers ... ..	345	Wax collectors and sellers ... ..	360
Tin goods, sellers of ... ..	325	Weapon makers ... ..	248
Tin workers ... ..	324	Weavers, carpet ... ..	248
Tobacco factories: owners, managers and superior staff ... ..	119	Do. cotton (hand industry) ... ..	272
Do. workmen and other subordinates ... ..	120	Do. shawl ... ..	249
Tobacco manufacturers ... ..	129	Do. silk ... ..	260
Do. sellers ... ..	130	Weighmen and measurers ... ..	442
Toddy drawers ... ..	131	Well bag makers ... ..	391
Tolls, farmers of ... ..	132	Do. sinkers ... ..	500
Tool grinders ... ..	229	Whip makers ... ..	224
Do. makers ... ..	227	Wine distillers ... ..	133
Do. sellers ... ..	228	Do. sellers ... ..	134
Torch makers and sellers ... ..	145	Wire (gold and silver) drawers ... ..	316
Touts (law) ... ..	464	Witches, wizards, etc. ... ..	509
Toy makers and sellers ... ..	202	Wood carvers ... ..	194
Tramway managers, etc. ... ..	416	Do. cutters ... ..	346
Do. plant: owners, managers and superior staff ... ..	167	Wool carders ... ..	252
Do. operatives and other subordinates ... ..	168	Do. woollen cloth and yarn, persons occupied with ... ..	251
Tumblers, acrobats, wrestlers, etc. ... ..	499	Woollen goods, dealers in ... ..	254
Turban binders, makers and sellers ... ..	302	Workmen in factories, mills, etc.: See under the factories or mills concerned.	
Turners ... ..	197	Wrestlers, tumblers, acrobats, etc. ... ..	499
Type founders ... ..	199	Writers, unspecified ... ..	456
<b>U</b>		<b>Y</b>	
Umbrella sellers ... ..	300	Yarn (cotton), beaters of ... ..	275
Undertakers ... ..	447	Do. (woollen), persons occupied with ... ..	251
		<b>Z</b>	
		Zinc goods, sellers of ... ..	325
		Do. workers ... ..	324



Table XV.

OCCUPATIONS.  
I. Administration.

## TABLE

Occu

CLASS A.—

Order I.—

CLASS A.—																					
Order I.—																					
Sub-order I.—Civil Service of the State.																					
NUMBER.	DISTRICT, STATE OR CITY.	1. HIS EXCELLENCY THE GOVERNOR AND HIS FAMILY.					2. OFFICERS OF GOVERNMENT AND THEIR FAMILIES.					3. CLERKS, INSPECTORS, ETC., AND THEIR FAMILIES.					4. CONSTABLES, MESSENGERS, WARDERS AND UNSPECIFIED.				
		Actual workers.			Dependents.	Actual workers.			Dependents.	Actual workers.			Dependents.	Actual workers.			Dependents.				
		Total.	Partially Agriculturist.			Total.	Partially Agriculturist.			Total.	Partially Agriculturist.			Total.	Partially Agriculturist.						
			Males.	Females.			Males.	Females.			Both sexes.	Males.			Females.	Males.		Females.	Both sexes.	Males.	Females.
1	2	3	4	5	6	7	8	9	10	11	12	13	14	15	16	17	18	19	20	21	22
1	GANJAM						63		12		267	519		84		1,543	2,111		129		5,492
2	AGENCY, GANJAM						6		1		1	24		2		20	354		37		180
3	VIZAGAPATAM						68		20		307	773		116		1,975	2,504	13	69	5	5,895
4	AGENCY, VIZAGAPATAM.						13				50	98		7		337	1,012		20		1,935
5	GÓDÁVARI						143		64		630	1,005		262		2,736	3,124		179		7,728
6	AGENCY, GÓDÁVARI						16		2		23	38		7		90	238		5		391
7	KISTNA						152		49		524	927		266		2,915	4,058		353		7,542
8	NELLORE						89		29		350	670		178		2,072	2,615		213		5,286
9	CUDDAPAH						69		18		230	641		113		1,780	2,352		134		4,819
10	KURNOOL						79		12		242	485		65		1,316	2,190		217		3,764
11	BELLARY						59		10		317	446		71		1,284	1,468		65		3,248
12	ANANTAPUR						36		3		122	406		73		1,140	1,288		93		2,772
13	MADRAS						146		10		876	1,986		123		6,377	2,692	3	41		7,183
14	CHINGLEPUT		1			3	104		13		351	912		78		2,341	1,549		53		3,926
15	NORTH ARCOT						170		43		673	834		157		2,650	2,697		344		6,410
16	SALEM						99		26		395	716		165		2,448	2,432	1	175	1	6,193
17	COIMBATORE						112		31		534	688		121		2,297	2,178		91		5,631
18	NILGIRIS						20		1		43	160		7		309	427		13		580
19	SOUTH ARCOT						149		46		501	820		149		2,542	2,572	7	212		6,393
20	TANJORE						177		41		816	1,089		218		3,842	4,027	2	240		9,653
21	TRICHINOPOLY						92		22		478	589		121		1,875	1,765		174		4,907
22	MADURA						146		24		604	1,111		145		3,006	3,127		159		6,773
23	TINNEVELLY						171		74		523	920		242		2,138	2,878		287		5,667
24	MALABAR						211		66		789	1,555		269		3,956	3,909		393		7,693
25	SOUTH CANARA						64		14		315	748		112		1,981	1,781		81		3,045
Total, British Terry.		1				3	2,454		631		9,961	18,160		3,151		52,970	55,355	26	3,777	6	123,106
26	PUDUKKÓTTAI											1									
27	BANGANAPALLE																				
28	SANDUR															5	4				2
Total, Feudatories.												1				5	4				2
Grand Total		1				3	2,454		631		9,961	18,161		3,151		52,975	55,359	26	3,777	6	123,108
29	BELLARY CITY						14		4		130	220		31		585	514		6		1,300
30	CALICUT CITY						11		2		120	330		37		712	483		16		1,301
31	COIMBATORE CITY						24		3		123	221		28		981	462		8		1,263
32	CUDDALORE CITY						26		13		188	233		40		865	447		27		1,226
33	KUMBAKÓNAM CITY						13		3		105	102		26		425	320		10		863
34	MADRAS CITY						146		10		876	1,986		123		6,377	2,692	3	41		7,183
35	MADURA CITY						26		2		188	378		43		1,226	704		26		1,640
36	NEGAPATAM CITY						10		2		73	131		17		412	344	2	3		773
37	SALEM CITY						9		1		43	182		34		1,056	384		13		1,057
38	TANJORE CITY						20		5		112	271		42		1,096	691		27		1,923
39	TRICHINOPOLY CITY						33		2		245	260		32		947	607		15		1,941
Total, Cities							332		47		2,203	4,314		453		14,682	7,648	5	192		20,470
Total Workers and Dependents in the Presidency.		4					12,415					71,136					178,493				



Table XV.

OCCUPATIONS.  
I. Administration.

221

XV.

pations.

GOVERNMENT.

Administration.

Sub-order 2.—Service of Local and Municipal Bodies.																										
Total Sub-order 1.					5. INSPECTING AND SUPER- VISING OFFICIALS.					6. CLERICAL ESTABLISH- MENT.					7. MENIALS OTHER THAN SCAVENGERS.					Total Sub-order 2.						
Actual Workers.				Dependents.	Actual workers.				Dependents.	Actual workers.				Dependents.	Actual workers.				Dependents.	Actual workers.				Dependents.		
Total.		Partially Agri- culturist.			Total.		Partially Agri- culturist.			Total.		Partially Agri- cultur- ist.			Total.		Partially Agri- cultur- ist.			Total.		Partially Agri- cultur- ist.				
Males.	Females.	Males.	Females.		Males.	Females.	Males.	Females.		Males.	Females.	Males.	Females.		Males.	Females.	Males.	Females.		Males.	Females.	Males.	Females.		Males.	Females.
23	24	25	26	27	28	29	30	31	32	33	34	35	36	37	38	39	40	41	42	43	44	45	46	47	NUMBER	
2,693	...	225	...	7,302	6	...	...	...	63	163	...	17	...	315	164	...	9	...	284	333	...	26	...	662	1	
384	...	40	...	201	...	...	...	...	...	...	...	...	...	...	4	...	...	...	4	...	...	...	...	...	2	
3,345	13	205	5	8,177	12	...	1	...	72	167	...	17	...	378	281	10	9	...	523	460	10	27	...	973	3	
1,130	...	27	...	2,322	...	...	...	...	...	20	...	1	...	50	6	...	...	...	7	26	...	1	...	57	4	
4,272	...	505	...	11,094	15	...	1	...	73	196	...	31	...	473	333	2	13	...	774	544	2	45	...	1,320	5	
292	...	14	...	504	...	...	...	...	...	...	...	...	...	...	...	...	...	...	4	...	...	...	...	4	6	
5,137	...	668	...	10,981	22	...	6	...	71	185	...	36	...	462	285	16	28	...	631	492	16	70	...	1,164	7	
3,374	...	420	...	7,708	13	...	2	...	40	79	...	31	...	260	211	1	21	...	259	303	1	54	...	569	8	
3,062	...	285	...	6,829	5	...	2	...	8	65	...	11	...	154	347	6	33	...	456	417	6	46	...	618	9	
2,754	...	294	...	5,322	2	...	1	...	43	62	...	7	...	68	127	...	14	...	162	191	...	22	...	273	10	
1,973	...	146	...	4,849	8	...	1	...	20	84	...	13	...	195	136	...	3	...	392	228	...	17	...	607	11	
1,730	...	169	...	4,034	1	...	...	...	12	28	...	3	...	63	55	...	1	...	173	84	...	4	...	248	12	
4,824	3	174	...	14,436	45	...	5	...	147	374	...	13	...	928	943	...	5	...	2,289	1,362	...	23	...	3,364	13	
2,566	...	144	...	6,621	14	...	1	...	39	116	...	10	...	257	215	...	4	...	301	345	...	15	...	597	14	
3,701	...	544	...	9,733	7	...	...	...	28	161	...	40	...	306	220	4	9	...	549	388	4	49	...	882	15	
3,247	1	366	1	9,036	14	...	3	...	52	119	...	21	...	367	471	...	32	...	540	604	...	56	...	959	16	
2,978	...	243	...	8,462	8	...	1	...	52	96	...	9	...	235	313	...	11	...	691	417	...	21	...	978	17	
607	...	21	...	932	6	...	...	...	19	37	...	4	...	68	86	...	4	...	161	129	...	8	...	248	18	
3,541	7	407	...	9,436	22	...	5	...	74	104	...	16	...	192	206	17	18	...	570	332	17	39	...	836	19	
5,293	2	499	...	14,311	33	...	6	...	110	224	...	40	...	506	659	...	49	...	1,412	918	...	95	...	2,028	20	
2,446	...	317	...	7,260	24	...	...	...	121	121	...	21	...	361	289	...	48	...	585	434	...	69	...	1,067	21	
4,384	...	328	...	10,383	44	...	2	...	169	171	...	22	...	345	344	...	34	...	751	559	...	68	...	1,365	22	
3,989	...	603	...	8,328	85	...	22	...	118	136	...	28	...	373	564	...	40	...	841	785	...	90	...	1,332	23	
5,675	...	728	...	12,438	11	...	1	...	66	61	...	6	...	204	167	...	21	...	318	229	...	28	...	588	24	
2,593	...	207	...	5,341	5	...	1	...	62	31	...	3	...	93	102	2	1	...	157	138	2	5	...	312	25	
75,970	26	7,559	6	186,040	402	...	61	...	1,459	2,800	...	400	...	6,652	6,528	58	407	...	12,830	9,730	58	868	...	20,941	...	
1	...	...	...	...	...	...	...	...	...	...	...	...	...	...	...	...	...	...	...	...	...	...	...	...	30	
4	...	...	...	7	...	...	...	...	...	...	...	...	...	...	...	...	...	...	...	...	...	...	...	...	27	
5	...	...	...	7	...	...	...	...	...	...	...	...	...	...	...	...	...	...	...	...	...	...	...	...	28	
75,975	26	7,559	6	186,047	402	...	61	...	1,459	2,800	...	400	...	6,652	6,528	58	407	...	12,830	9,730	58	868	...	20,941	...	
748	...	41	...	2,015	3	...	...	...	6	42	...	4	...	127	91	...	...	...	214	136	...	4	...	347	29	
824	...	55	...	2,133	7	...	1	...	19	22	...	1	...	55	27	...	3	...	61	56	...	5	...	135	30	
707	...	39	...	2,367	3	...	...	...	16	18	...	3	...	90	68	...	1	...	169	89	...	4	...	275	31	
706	...	80	...	2,279	5	...	1	...	23	29	...	...	...	67	53	...	4	...	160	87	...	5	...	250	32	
435	...	39	...	1,393	...	...	...	...	...	33	...	1	...	93	91	...	1	...	199	124	...	2	...	292	33	
4,824	3	174	...	14,436	45	...	5	...	147	374	...	13	...	928	943	...	5	...	2,289	1,362	...	23	...	3,364	34	
1,108	...	71	...	3,054	11	...	...	...	22	54	...	5	...	131	101	...	4	...	260	166	...	9	...	413	35	
485	2	22	...	1,258	14	...	1	...	42	32	...	4	...	67	80	...	1	...	155	126	...	6	...	264	36	
575	...	48	...	2,156	6	...	2	...	25	37	...	3	...	200	82	...	3	...	76	125	...	8	...	301	37	
982	...	74	...	3,131	5	...	2	...	21	32	...	6	...	107	115	...	1	...	251	152	...	9	...	379	38	
900	...	49	...	3,133	22	...	...	...	112	73	...	6	...	193	86	...	1	...	304	181	...	7	...	609	39	
12,294	5	692	...	37,355	121	...	12	...	433	746	...	46	...	2,058	1,737	...	24	...	4,138	2,604	...	82	...	6,629	...	
262,048					1,861					9,452					19,416					30,729						



Table XV.

222

OCCUPATIONS.  
I. Administration.TABLE  
Occupations

CLASS A.—

CLASS A.																					
Order I.—Administration—concl'd.																					
Sub-order 3.—Village Service.																					
NUMBER.	DISTRICT, STATE OR CITY.	8. HEADMEN, NOT SHOWN AS AGRICULTURISTS.					9. ACCOUNTANTS, NOT SHOWN AS AGRICULTURISTS.					10. WATCHMEN AND OTHER VILLAGE SERVANTS.					Total Sub-order 3.				
		Actual workers.			Dependents.	Actual workers.			Dependents.	Actual workers.			Dependents.	Actual workers.			Dependents.				
		Total.	Partially Agri- culturist.	Total.		Partially Agri- culturist.	Total.	Partially Agri- culturist.		Total.	Partially Agri- culturist.										
												Males.		Females.	Both sexes.	Males.		Females.	Both sexes.	Males.	Females.
		48	49	50	51	52	53	54	55	56	57	58	59	60	61	62	63	64	65	66	67
1	GANJAM ...	472	1	284	1,302	492	7	193	1,347	3,103	204	941	46	5,394	4,067	212	1,418	46	7,743		
2	AGENCY, GANJAM ...	32	26	217	7	7	40	448	6	1,914	4,842	408	2,070	227	6,604	6,213	452	2,976	236	9,331	
3	VIZAGAPATAM ...	559	4	458	3	813	812	2	1	11	1,020	28	119	3,300	1,094	29	162		3,557		
4	AGENCY, VIZAGAPATAM.	72	42	246	2	2	1	1	1	1	1	1	1	1	1	1	1	1	1		
5	GÓDÁVARI ...	864	10	657	0	2,643	1,155	8	773	5	2,945	3,403	16	839	2	7,087	5,422	34	2,969	13	12,675
6	AGENCY, GÓDÁVARI	63	48	194	58	24	58	24	100	264	22	619	385	94	913						
7	KISTNA ...	1,020	3	746	2	2,189	1,287	13	890	2	3,179	7,688	2	2,158	2	15,074	9,995	18	3,794	6	20,442
8	NELLORE ...	546	422	940	1,026	2	653	2,341	3,980	47	1,300	10	7,911	6,552	49	2,375	10	11,192			
9	CUDDAPAH ...	658	8	396	4	1,376	584	8	289	1,046	2,707	38	831	12	4,472	3,949	54	1,516	16	6,894	
10	KURNOOL ...	472	350	708	597	380	1,180	2,565	3	1,100	3	4,421	3,634	3	1,830	3	6,309				
11	BELLARY ...	621	418	1,445	553	5	307	5	1,331	1,743	623	2,822	2,917	5	1,348	5	5,598				
12	ANANTAPUR ...	291	1	144	1	762	399	5	200	1	859	1,385	30	363	2,263	2,075	36	707	2	3,884	
13	MADRAS ...	6	1	43	9	43	9	43	9	43	9	43	9	43	9	43	9	43	9	43	
14	CHINGLEPUT ...	427	215	787	894	311	2,122	3,174	560	6,300	4,495	1,086	9,209								
15	NORTH ARCOT ...	569	709	2,158	1,097	9	585	1	2,738	4,347	77	1,231	26	7,592	6,413	86	2,525	27	12,488		
16	SALEM ...	1,420	3	1,046	3	2,286	1,057	630	2,608	3,481	34	1,270	5,026	6,958	37	2,946	3	9,920			
17	COIMBATORE ...	614	415	1,452	790	351	2,297	3,214	705	6,574	4,618	1,471	10,323								
18	NILGIRIS ...	29	11	29	26	4	24	41	5	69	96	20	2,450	6	10,163						
19	SOUTH ARCOT ...	614	1	490	1,425	1,358	636	2,440	3,006	19	1,324	6	6,298	5,578	20	2,450	6	10,163			
20	TANJORE ...	1,039	1	621	1	2,204	1,610	494	4,639	11,273	4	1,702	21,420	13,922	5	2,817	1	28,263			
21	TRICHINOPOLY ...	802	618	1,589	790	1	408	1	2,136	3,237	1,283	5,709	4,829	1	2,309	1	9,434				
22	MADRAS ...	790	498	1,533	907	1	407	1	2,367	2,681	94	663	1	4,164	4,378	95	1,568	2	8,064		
23	TINNEVELLY ...	604	2	415	2	1,425	682	315	1,731	4,360	12	1,399	9	10,021	5,646	14	2,129	11	13,177		
24	MALABAR ...	395	270	810	593	261	911	811	257	1,225	1,799	788	2,946								
25	SOUTH CANARA ...	309	227	416	216	85	474	697	247	742	1,222	559	1,632								
Total, British Terry.		13,688	34	9,527	22	28,692	17,001	100	8,645	22	40,790	73,817	1,027	21,021	344	135,864	104,506	1,161	39,193	388	205,146
26	PUDUKKÓTTAI ...	...	...	...	...	...	...	...	...	...	...	...	...	...	...	...	...	...	...	...	
27	BANGANAPALLE ...	...	...	...	...	...	...	...	...	...	...	...	...	...	...	...	...	...	...	...	
28	SANDUR ...	...	...	...	...	...	...	...	...	...	...	...	...	...	...	...	...	...	...	...	
Total, Feudatories.		...	...	...	...	...	...	...	...	...	...	...	...	...	...	...	...	...	...	...	
Grand Total		13,688	34	9,527	22	28,692	17,001	100	8,645	22	40,790	73,817	1,027	21,021	344	135,864	104,506	1,161	39,193	388	205,146
29	BELLARY CITY ...	5	1	22	4	1	18	8	1	39	17	3	79								
30	CALICUT CITY ...	2	2	17	21	6	42	9	1	33	32	9	269								
31	COIMBATORE CITY ...	9	3	60	15	5	171	20	1	38	44	9	134								
32	CUDDALORE CITY ...	25	6	55	17	3	97	32	2	42	74	11	263								
33	KUMBHAKONAM CITY ...	12	...	35	29	6	155	50	...	73	91	6	235								
34	MADRAS CITY ...	6	1	43	9	...	39	71	3	153	86	3	162								
35	MADRAS CITY ...	15	5	22	33	4	86	4	...	54	52	9	109								
36	NEGAPATAM CITY ...	4	...	27	26	2	70	18	...	12	48	2	202								
37	SALEM CITY ...	25	8	107	14	6	71	3	...	24	42	14	421								
38	TANJORE CITY ...	12	2	40	33	8	169	107	...	212	162	10	474								
39	TRICHINOPOLY CITY ...	14	8	62	34	5	241	108	...	171	156	40									
Total, Cities		129	36	490	235	46	1,099	430	3	86	851	794	3	118	...	2,440					
Total Workers and Dependents in the Presidency.		42,414					57,891					210,508					310,813				



Table XV.

223

OCCUPATIONS.  
II. Defence.

XV.

—continued.

GOVERNMENT—cont.

Order II.—Defence.																								
Total Order I.					Sub-order 4.—Army.																			
Actual workers.					11. MILITARY OFFICERS.					12. NON-COMMISSIONED OFFICERS AND PRIVATES.					13. FOLLOWERS.					14. MILITARY ADMINISTRATIVE ESTABLISHMENTS.				
Total.					Actual workers.					Actual workers.					Actual workers.					Actual workers.				
Partially Agri-culturist.					Partially Agri-culturist.					Partially Agri-culturist.					Partially Agri-culturist.					Partially Agri-culturist.				
Dependents.					Dependents.					Dependents.					Dependents.					Dependents.				
Both sexes.					Both sexes.					Both sexes.					Both sexes.					Both sexes.				
Males.	Females.	Males.	Females.	Both sexes.	Males.	Females.	Males.	Females.	Both sexes.	Males.	Females.	Males.	Females.	Both sexes.	Males.	Females.	Males.	Females.	Both sexes.	Males.	Females.	Males.	Females.	Both sexes.
68	69	70	71	72	73	74	75	76	77	78	79	80	81	82	83	84	85	86	87	88	89	90	91	92
7,093	212	1,669	46	15,707						49		7		398										12
551	8	71		833										1										2
10,018	475	3,208	241	18,481	1				4	528		35		1,327	9				13	8				19
2,350	29	190		5,936						1														4
10,238	56	2,819	13	25,089						48		1		315	1									5
677		108		1,421						2				1										6
15,624	34	4,532	6	32,587						20		2		142										7
9,229	50	2,849	10	19,459	1					14		1		39										8
7,423	60	1,827	16	14,341						9				8										9
6,379	3	2,146	3	11,904						4				14										10
5,118	5	1,511	5	11,051	19				9	1,564		50		1,529	70				37	26				122
5,889	36	850	2	8,166						11														12
6,272	6	202		18,035	59				64	1,931				2,009	95				151	557		15		1,412
7,406		1,445		16,427	12				11	1,550		118		1,378						41		2		138
10,503	60	3,118	27	23,103	2				4	166		9		1,110	1				1					3
9,809	38	3,365	4	19,915					3	54		2		129										16
8,013		1,735		19,763	2					13		4		15										5
832		49		1,302	52				69	838		2		147	7				7	143		2		302
9,451	44	2,896	6	20,435						46		4		110										19
20,131	7	3,411	1	44,602	3					43				166					3	5				25
7,709	1	2,695	1	17,761	5					750		11		1,864	38		2		10	10				20
9,321	55	1,954	2	19,712						37		1		93										8
10,400	14	2,822	11	22,837						24		2		78										1
7,713		1,544		15,972	17				6	1,166				983	41		1		69	27				88
3,953	2	771		7,285																				1
190,206	1,245	47,620	394	412,127	173				170	8,868		250		11,856	262		3		291	820		19		2,167
1																								26
4				7																3				27
5				7																3				28
190,311	1,245	47,620	394	412,134	173				170	8,868		250		11,856	262		3		291	823		19		2,167
901		48		2,441	19				9	1,560		50		1,525	70				37	26				122
912		69		2,360	4					108				20					14					52
840		52		2,911						4														5
867		96		2,663						5				20										32
650		47		1,948	1									2										1
6,272	6	202		18,035	59				64	1,931				2,009	95				151	557		15		1,413
1,326		89		3,629						13				33						2				3
659	2	30		1,631	1					2				3						1				12
742		70		2,659						8				9										37
1,286		93		3,931						13				32						2				8
1,237		96		4,216	4					733		7		1,716	33				4	10				30
15,692	8	892		46,424	88				73	4,377		57		5,369	108				192	612		15		1,646
603,599					343					20,724				553					2,990					



Table XV.

OCCUPATIONS.  
II. Defence.

224

TABLE  
Occupations

NUMBER.		DISTRICT, STATE OR CITY.		CLASS A.— Order II.—																			
				Sub-order 4.—Army— <i>concid.</i>															17. NAVAL OFFICERS.				
				15. MILITARY POLICE, ETC.					16. MILITARY SERVICE UNSPECIFIED.					Total Sub-order 4.									
				Actual workers.					Actual workers.					Actual workers.					Actual workers.				
				Total.		Partially Agriculturist.	Dependents.	Both sexes.	Total.		Partially Agriculturist.	Dependents.	Both sexes.	Total.		Partially Agriculturist.	Dependents.	Both sexes.	Total.		Partially Agriculturist.	Dependents.	Both sexes.
				Males.	Females.				Males.	Females.				Males.	Females.				Males.	Females.			
				93	94	95	96	97	98	99	100	101	102	103	104	105	106	107	108	109	110	111	112
1	GANJAM ...	...	...	...	...	...	...	...	4	49	...	7	...	414	...	...	...	...	...				
2	AGENCY, GANJAM ...	...	...	...	...	...	...	...	...	...	...	...	...	1	...	...	...	...	...				
3	VIZAGAPATAM ...	1	...	...	3	5	...	1	50	552	...	36	...	1,416	...	...	...	...	...				
4	AGENCY, VIZAGAPATAM.	...	...	...	...	...	...	...	...	1	...	...	...	...	...	...	...	...	...				
5	GÓDÁVARI ...	...	...	...	...	...	...	...	6	49	...	1	...	321	...	...	...	...	...				
6	AGENCY, GÓDÁVARI ...	...	...	...	...	...	...	...	...	2	...	...	...	1	...	...	...	...	...				
7	KISTNA ...	...	...	...	...	...	1	...	12	21	...	2	...	154	...	...	...	...	...				
8	NELLORE ...	...	...	...	...	...	...	...	...	15	...	1	...	39	...	...	...	...	...				
9	CUTTAPAH ...	3	...	...	...	...	...	...	...	12	...	...	...	8	...	...	...	...	...				
10	KURNOOL ...	...	...	...	...	...	1	...	...	5	...	...	...	14	...	...	...	...	...				
11	BELLARY ...	...	...	...	...	...	4	...	1	1,683	...	50	...	1,698	...	...	...	...	...				
12	ANANTAPUR ...	...	...	...	...	...	...	...	...	11	...	...	...	...	...	...	...	...	...				
13	MADRAS ...	...	...	...	...	...	9	...	25	2,651	...	15	...	3,662	...	...	...	...	...				
14	CHINGLEPUT ...	...	...	...	2	85	...	12	191	1,688	...	122	...	1,720	...	...	...	...	...				
15	NORTH ARCOT ...	...	...	...	...	...	3	...	3	172	...	9	...	1,121	...	...	...	...	...				
16	SALEM ...	...	...	...	...	...	1	...	5	55	...	2	...	137	...	...	...	...	...				
17	COIMBATORE ...	2	...	2	...	...	3	...	1	21	...	7	...	24	...	...	...	...	...				
18	NILGIRIS ...	...	...	...	...	...	10	...	...	1,050	...	4	...	543	1	...	...	...	...				
19	SOUTH ARCOT ...	...	...	...	...	...	...	...	...	46	...	4	...	110	...	...	...	...	...				
20	TANJORE ...	...	...	...	1	3	...	...	18	54	...	1	...	213	...	...	...	...	...				
21	TRICHINOPOLY ...	...	...	...	...	...	...	...	...	803	...	13	...	1,904	...	...	...	...	...				
22	MADRAS ...	...	...	...	...	...	2	...	1	41	...	2	...	113	...	...	...	...	...				
23	TINNEVELLY ...	...	...	...	...	...	...	...	...	24	...	2	...	79	1	...	...	...	...				
24	MALABAR ...	2	...	...	2	36	...	...	61	1,289	...	1	...	1,312	...	...	...	...	...				
25	SOUTH CANARA ...	1	...	...	1	...	...	...	...	1	...	...	...	2	...	...	...	...	...				
Total, British Terry.		9	...	2	...	9	163	...	5	413	10,295	...	279	14,906	2	...	...	...	...				
26	PUDUKKÓTTAI ...	...	...	...	...	...	...	...	...	...	...	...	...	...	...	...	...	...	...				
27	BANGANAPALLE ...	...	...	...	...	...	...	...	...	...	...	...	...	...	...	...	...	...	...				
28	SANDUR ...	...	...	...	...	...	...	...	...	3	...	...	...	...	...	...	...	...	...				
Total, Feudatories.		...	...	...	...	...	...	...	...	3	...	...	...	...	...	...	...	...	...				
Grand Total ...		9	...	2	...	9	163	...	5	413	10,298	...	279	14,906	2	...	...	...	...				
29	BELLARY CITY ...	...	...	...	...	...	1	...	...	1,876	...	50	...	1,693	...	...	...	...	...				
30	CALICUT CITY ...	...	...	...	...	...	...	...	...	126	...	...	...	72	...	...	...	...	...				
31	COIMBATORE CITY ...	...	...	...	...	...	1	...	3	5	...	...	...	8	...	...	...	...	...				
32	CUTTALORE CITY ...	...	...	...	...	...	...	...	...	5	...	...	...	20	...	...	...	...	...				
33	KUMBHAKONAM CITY ...	...	...	...	1	...	...	...	...	1	...	...	...	4	...	...	...	...	...				
34	MADRAS CITY ...	...	...	...	...	...	9	...	25	2,651	...	15	...	3,662	...	...	...	...	...				
35	MADRAS CITY ...	...	...	...	...	...	...	...	3	15	...	...	...	39	...	...	...	...	...				
36	NEGAPATAM CITY ...	...	...	...	...	...	2	...	2	6	...	...	...	17	...	...	...	...	...				
37	SALEM CITY ...	...	...	...	...	...	...	...	...	8	...	...	...	9	...	...	...	...	...				
38	TANJORE CITY ...	...	...	...	...	...	...	...	...	15	...	...	...	40	...	...	...	...	...				
39	TRICHINOPOLY CITY ...	...	...	...	...	...	...	...	...	780	...	7	...	1,750	...	...	...	...	...				
Total, Cities ...		...	...	...	1	13	...	...	33	5,288	...	72	...	7,314	...	...	...	...	...				
Total Workers and Dependents in the Presidency.		18					576					25,204					2						

Table XV.

OCCUPATIONS.  
III. Service of Native  
and Foreign States.

225

XV.

—continued.

GOVERNMENT—cont.

Defence—concl.

## Sub-order 5.—Navy and Marine.

Order III.—Service of  
Native and Foreign States.

## Sub-order 6.—Civil Officers.

18. NAVAL ENGINEERS, WARRANT OFFICERS AND SEAMEN.					19. NAVAL ADMINIS- TRATIVE STAFF.					Total Sub-order 5.					Total Order II.					20. CHIEFS AND OFFICERS.					NUMBER.
Actual workers.					Actual workers.					Actual workers.					Actual workers.					Actual workers.					
Total.		Partially Agri- culturist.		Dependents.	Total.		Partially Agri- culturist.		Dependents.	Total.		Partially Agri- culturist.		Dependents.	Total.		Partially Agri- culturist.		Dependents.	Total.		Partially Agri- culturist.		Dependents.	
Males.	Females.	Males.	Females.		Males.	Females.	Males.	Females.		Males.	Females.	Males.	Females.		Males.	Females.	Males.	Females.		Males.	Females.	Males.	Females.		
113	114	115	116	117	118	119	120	121	122	123	124	125	126	127	128	129	130	131	132	133	134	135	136	137	
...	...	...	...	...	...	...	...	...	...	...	...	...	...	...	49	...	7	...	414	...	...	...	...	...	
...	...	...	...	...	...	...	...	...	...	...	...	...	...	...	552	...	36	...	1,416	...	...	...	...	...	
...	...	...	...	...	...	...	...	...	...	...	...	...	...	...	1	...	...	...	...	...	...	...	...	...	
...	...	...	...	...	...	...	...	...	...	...	...	...	...	...	49	...	1	...	321	...	...	...	...	...	
...	...	...	...	...	...	...	...	...	...	...	...	...	...	...	2	...	...	...	1	...	...	...	...	...	
...	...	...	...	...	...	...	...	...	...	...	...	...	...	...	21	...	2	...	154	...	4	...	...	...	
...	...	...	...	...	...	...	...	...	...	...	...	...	...	...	15	...	1	...	39	...	...	...	...	...	
...	...	...	...	...	...	...	...	...	...	...	...	...	...	...	12	...	...	...	8	...	3	...	...	...	
...	...	...	...	...	...	...	...	...	...	...	...	...	...	...	5	...	...	...	14	...	1	...	...	...	
...	...	...	...	...	...	...	...	...	...	...	...	...	...	...	1,683	...	50	...	1,698	...	1	...	...	...	
...	...	...	...	...	...	...	...	...	...	...	...	...	...	...	11	...	...	...	...	...	...	...	...	...	
11	...	...	...	3	3	...	...	...	2	14	...	...	...	5	2,665	...	15	...	3,667	...	11	...	1	...	
...	...	...	...	...	...	...	...	...	...	...	...	...	...	...	1,688	...	122	...	1,720	...	3	...	...	...	
...	...	...	...	...	...	...	...	...	...	...	...	...	...	...	172	...	9	...	1,121	...	...	...	...	...	
...	...	...	...	...	...	...	...	...	...	...	...	...	...	...	55	...	2	...	137	...	...	...	...	...	
...	...	...	...	...	...	...	...	...	...	...	...	...	...	...	21	...	7	...	24	...	1	...	...	...	
...	...	...	...	...	...	...	...	...	...	1	...	...	...	...	1,051	...	4	...	543	...	...	...	...	...	
...	...	...	...	...	...	...	...	...	...	...	...	...	...	...	46	...	4	...	110	...	...	...	...	...	
...	...	...	...	...	...	...	...	...	...	...	...	...	...	...	54	...	1	...	213	...	3	...	2	...	
...	...	...	...	...	...	...	...	...	...	...	...	...	...	...	807	...	13	...	1,904	...	...	...	...	...	
...	...	...	...	...	...	...	...	...	...	...	...	...	...	...	41	...	3	...	113	...	11	...	1	...	
...	...	...	...	...	...	...	...	...	...	1	...	...	...	...	25	...	2	...	79	...	...	...	...	...	
1	...	...	...	...	...	...	...	...	...	1	...	...	...	...	1,290	...	1	...	1,212	...	3	...	...	...	
1	...	...	...	...	...	...	...	...	...	1	...	...	...	...	2	...	...	...	2	...	...	...	...	...	
13	...	...	...	3	3	...	...	...	2	18	...	...	...	5	10,313	...	279	...	14,911	...	41	...	4	...	
...	...	...	...	...	...	...	...	...	...	...	...	...	...	...	...	...	...	...	...	...	...	...	...	...	
...	...	...	...	...	...	...	...	...	...	...	...	...	...	...	3	...	...	...	...	...	71	...	22	...	
...	...	...	...	...	...	...	...	...	...	...	...	...	...	...	...	...	...	...	...	...	14	...	1	...	
...	...	...	...	...	...	...	...	...	...	...	...	...	...	...	...	...	...	...	...	...	3	...	...	...	
...	...	...	...	...	...	...	...	...	...	...	...	...	...	...	3	...	...	...	...	...	88	...	23	...	
13	...	...	...	3	3	...	...	...	2	18	...	...	...	5	10,316	...	279	...	14,911	...	129	...	27	...	
...	...	...	...	...	...	...	...	...	...	...	...	...	...	...	...	...	...	...	...	...	...	...	...	...	
...	...	...	...	...	...	...	...	...	...	...	...	...	...	...	1,676	...	50	...	1,693	...	1	...	...	...	
...	...	...	...	...	...	...	...	...	...	1	...	...	...	...	127	...	...	...	72	...	...	...	...	...	
...	...	...	...	...	...	...	...	...	...	...	...	...	...	...	5	...	...	...	8	...	...	...	...	...	
...	...	...	...	...	...	...	...	...	...	...	...	...	...	...	3	...	...	...	20	...	...	...	...	...	
...	...	...	...	...	...	...	...	...	...	...	...	...	...	...	1	...	...	...	4	...	...	...	...	...	
11	...	...	...	3	3	...	...	...	2	14	...	...	...	5	2,665	...	15	...	3,667	...	11	...	1	...	
...	...	...	...	...	...	...	...	...	...	...	...	...	...	...	15	...	...	...	39	...	...	...	...	...	
...	...	...	...	...	...	...	...	...	...	...	...	...	...	...	6	...	...	...	17	...	...	...	...	...	
...	...	...	...	...	...	...	...	...	...	...	...	...	...	...	8	...	...	...	9	...	...	...	...	...	
...	...	...	...	...	...	...	...	...	...	...	...	...	...	...	15	...	...	...	40	...	2	...	1	...	
...	...	...	...	...	...	...	...	...	...	...	...	...	...	...	780	...	7	...	1,750	...	...	...	...	...	
12	...	...	...	3	3	...	...	...	2	15	...	...	...	5	3,303	...	72	...	7,319	...	14	...	2	...	
16					5					23					25,227					833					



**Table XV.**  
OCCUPATIONS.  
III. Service of Native  
and Foreign States.

**TABLE**  
Occupations

NUMBER.		DISTRICT, STATE OR CITY.		CLASS A.																			
				Order III—Service of																			
				Sub-order 6.—Civil Officers— <i>enrolled</i> .													Sub-Order 7.—						
				21. CLERICAL ESTABLISHMENTS.					22. MENIALS AND UNSPECIFIED.					Total Sub-order 6.			23. OFFICERS.						
				Actual workers.				Dependents.	Actual workers.				Dependents.	Actual workers.			Dependents.	Actual workers.				Dependents.	
				Total.		Partially Agriculturalist.			Total.		Partially Agriculturalist.			Total.		Partially Agriculturalist.		Total.		Partially Agriculturalist.			
				Males.	Females.	Males.	Females.		Males.	Females.	Males.	Females.		Males.	Females.	Males.		Females.	Males.	Females.	Males.		Females.
138	139	140	141	142	143	144	145	146	147	148	149	150	151	152	153	154	155	156	157				
1	GANJAM ...	...	...	...	...	...	...	...	...	...	...	...	...	...	...	...	...	...	...	...			
2	AGENCY, GANJAM ...	...	...	...	...	...	...	...	...	...	...	...	...	...	...	...	...	...	...	...			
3	VIZAGAPATAM ...	...	...	...	...	...	...	...	...	...	...	...	...	...	...	...	...	...	...	...			
4	AGENCY, VIZAGAPATAM.	...	...	...	...	...	...	...	...	...	...	...	...	...	...	...	...	...	...	...			
5	GODAVARI ...	1	...	...	...	3	...	...	...	...	...	...	...	...	...	...	...	...	...	...			
6	AGENCY, GODAVARI ...	...	...	...	...	...	...	...	...	...	...	...	...	...	...	...	...	...	...	...			
7	KISTNA ...	5	...	3	...	9	2	...	...	...	12	11	...	3	...	24	...	...	...	...			
8	NELLORE ...	...	...	...	...	...	...	...	...	...	...	...	...	...	...	...	...	...	...	...			
9	CUDDAPAH ...	...	...	...	...	...	2	...	...	...	1	5	...	...	...	7	...	...	...	...			
10	KURNOOL ...	12	...	...	...	25	6	...	...	...	19	19	...	...	...	44	...	...	...	...			
11	BELLARY ...	...	...	...	...	6	3	...	...	...	...	4	...	...	...	21	...	...	...	...			
12	ANANTAPUR ...	...	...	...	...	6	24	...	1	...	1	24	...	1	...	7	1	...	1	...			
13	MADRAS ...	19	...	...	...	70	11	...	1	...	11	41	...	2	...	161	1	...	...	5			
14	CHINGLEPUT ...	1	...	...	...	2	...	...	...	...	...	4	...	...	...	8	...	...	...	...			
15	NORTH ARCOT ...	5	...	1	...	13	2	...	1	...	4	7	...	2	...	17	...	...	...	...			
16	SALEM ...	...	...	...	...	...	...	...	...	...	...	...	...	...	...	3	...	...	...	...			
17	COIMBATORE ...	3	...	...	...	1	...	...	...	...	...	4	...	...	...	1	...	...	...	...			
18	NILGIRIS ...	2	...	...	...	7	1	...	...	...	...	3	...	...	...	7	...	...	...	...			
19	SOUTH ARCOT ...	...	...	...	...	9	3	...	...	...	8	3	...	...	...	18	...	...	...	...			
20	TANJORE ...	14	...	3	...	64	4	...	1	...	25	21	...	6	...	104	...	...	...	...			
21	TRICHINOPOLY ...	5	...	...	...	9	4	...	1	...	14	9	...	1	...	28	...	...	...	...			
22	MADURA ...	...	...	...	...	...	...	...	...	...	...	11	...	1	...	20	...	...	...	...			
23	TINNEVELLY ...	72	...	1	...	33	...	...	...	...	...	72	...	1	...	36	...	...	...	...			
24	MALABAR ...	27	...	3	...	101	17	...	1	...	30	47	...	4	...	158	...	...	...	1			
25	SOUTH CANARA ...	...	...	...	...	2	...	...	...	...	...	...	...	...	...	2	...	...	...	...			
Total, British Terry.		166	...	11	...	380	79	...	6	...	126	286	...	21	...	670	2	...	1	...			
26	PUDUKKOTTAI ...	343	...	119	...	874	2,190	...	580	...	4,815	2,604	...	721	...	6,025	14	...	...	42			
27	BANGANAPALLE ...	10	...	3	...	33	388	...	68	...	592	421	...	72	...	798	...	...	...	...			
28	SANDUR ...	12	...	1	...	31	115	...	11	...	187	130	...	12	...	229	...	...	...	...			
Total, Feudatories.		374	...	123	...	938	2,693	...	659	...	5,594	3,155	...	805	...	7,052	14	...	...	42			
Grand Total		540	...	134	...	1,298	2,772	...	665	...	5,720	3,441	...	826	...	7,722	16	...	1	...			
29	BELLARY CITY ...	...	...	...	...	5	2	...	...	...	...	3	...	...	...	20	...	...	...	...			
30	CALICUT CITY ...	...	...	...	...	...	3	...	...	...	3	3	...	...	...	4	...	...	...	...			
31	COIMBATORE CITY ...	...	...	...	...	...	...	...	...	...	...	...	...	...	...	...	...	...	...	...			
32	CUDDALORE CITY ...	...	...	...	...	2	...	...	...	...	...	...	...	...	...	2	...	...	...	...			
33	KUMBakonam CITY ...	6	...	2	...	31	1	...	...	...	2	7	...	2	...	43	...	...	...	...			
34	MADRAS CITY ...	19	...	...	...	70	11	...	1	...	11	41	...	2	...	161	1	...	...	5			
35	MADURA CITY ...	...	...	...	...	...	...	...	...	...	...	...	...	...	...	...	...	...	...	...			
36	NEGAPATAM CITY ...	...	...	...	...	...	...	...	...	...	...	...	...	...	...	...	...	...	...	...			
37	SALEM CITY ...	...	...	...	...	...	...	...	...	...	...	...	...	...	...	...	...	...	...	...			
38	TANJORE CITY ...	5	...	...	...	20	2	...	1	...	16	9	...	2	...	38	...	...	...	...			
39	TRICHINOPOLY CITY ...	2	...	...	...	3	...	...	...	...	13	4	...	...	...	21	...	...	...	...			
Total, Cities		32	...	2	...	131	21	...	2	...	45	67	...	6	...	289	1	...	...	5			
Total Workers and Dependents in the Presidency.		1,838					8,492					11,163					64						



Table XV.

OCCUPATIONS.  
IV. Provision and  
Care of Animals.

227

XV.

—continued.

GOVERNMENT—concl'd.

Native and Foreign States—concl'd.

Military.

GOVERNMENT—concl'd.															CLASS B.—PASTURE AND AGRICULTURE.										NUMBER.					
Native and Foreign States—concl'd.															Order IV.—Provision and Care of Animals.															
Military.															Sub-order 8.—Stock Breeding and Dealing.															
Total Order III.															TOTAL CLASS A.											25. HORSE, MULE, AND ASS BREEDERS, DEALERS, AND ATTENDANTS.				
34. PRIVATES, ETC.					Total Sub-order 7.					Actual workers.					Actual workers.					Actual workers.										
Actual workers.		Dependents.			Actual workers.		Dependents.			Actual workers.		Dependents.			Actual workers.		Dependents.			Actual workers.		Dependents.								
Total.		Partially Agri- culturist.			Total.		Partially Agri- culturist.			Total.		Partially Agri- culturist.			Total.		Partially Agri- culturist.			Total.		Partially Agri- culturist.								
Males.	Females.	Males.	Females.	Both sexes.	Males.	Females.	Males.	Females.	Both sexes.	Males.	Females.	Males.	Females.	Both sexes.	Males.	Females.	Males.	Females.	Both sexes.	Males.	Females.	Males.	Females.	Both sexes.						
158	159	160	161	162	163	164	165	166	167	168	169	170	171	172	173	174	175	176	177	178	179	180	181	182						
...	...	...	...	1	...	...	...	...	1	...	...	...	...	1	7,142	212	1,676	46	16,122	2	...	...	...	1						
...	...	...	...	...	...	...	...	...	...	...	...	...	...	...	551	8	71	...	834	...	...	...	...	2						
1	...	...	...	...	1	...	...	...	...	1	...	...	...	1	10,571	475	3,244	241	19,899	10	2	...	...	3						
...	...	...	...	...	...	...	...	...	...	...	...	...	...	...	2,251	29	190	...	5,936	8	...	...	...	4						
...	...	...	...	...	...	...	...	...	...	1	...	...	...	3	10,288	36	2,820	13	25,413	24	...	...	...	5						
...	...	...	...	...	...	...	...	...	...	...	...	...	...	...	679	...	108	...	1,422	...	...	...	...	6						
...	...	...	...	...	...	...	...	...	...	11	...	3	...	24	15,656	34	4,537	6	32,765	75	2	...	...	7						
1	...	...	...	1	1	...	...	...	1	1	...	...	...	1	9,245	50	2,850	10	19,499	130	45	2	...	8						
...	...	...	...	...	...	...	...	...	...	5	...	...	...	7	7,445	60	1,827	16	14,356	54	20	...	...	9						
...	...	...	...	2	...	...	...	...	2	19	...	...	...	46	6,803	3	2,146	3	11,964	28	10	...	...	10						
...	...	...	...	3	...	...	...	...	3	4	...	...	...	24	6,805	5	1,561	5	12,776	9	5	...	...	11						
...	...	...	...	...	...	1	...	1	...	35	...	3	...	7	3,925	36	882	2	8,173	63	25	...	...	12						
...	...	...	...	1	1	...	...	...	6	42	...	3	...	167	8,979	6	219	...	21,869	23	...	...	...	13						
...	...	...	...	...	...	...	...	...	...	4	...	...	...	8	9,098	...	1,387	...	18,155	8	2	...	...	14						
1	...	...	...	...	1	...	...	...	...	8	...	2	...	17	10,682	90	3,129	27	24,241	21	16	...	...	15						
...	...	...	...	...	...	...	...	...	...	...	...	...	...	3	9,864	38	3,370	4	20,055	209	121	2	...	16						
...	...	...	...	...	...	...	...	...	...	4	...	...	...	1	8,038	...	1,742	...	19,788	55	7	1	...	17						
...	...	...	...	...	...	...	...	...	...	3	...	...	...	7	1,886	...	53	...	1,852	1	...	...	...	18						
...	...	...	...	...	...	...	...	...	...	3	...	...	...	18	9,500	44	2,900	6	20,563	21	5	...	...	19						
...	...	...	...	1	...	...	...	...	1	21	...	6	...	105	20,206	7	3,418	1	44,920	30	...	1	...	20						
...	...	...	...	2	...	...	...	...	2	9	...	1	...	30	8,521	1	2,709	1	19,695	29	7	...	...	21						
...	...	...	...	...	...	...	...	...	...	11	...	1	...	20	9,373	95	1,957	2	19,845	65	2	...	...	22						
...	...	...	...	...	...	...	...	...	...	72	...	1	...	36	10,497	14	2,825	11	22,952	48	1	3	...	23						
...	...	...	...	...	...	...	...	...	...	47	...	4	...	158	9,050	...	1,549	...	17,342	7	1	...	...	24						
...	...	...	...	...	...	...	...	...	1	...	...	...	...	3	3,955	2	771	...	7,290	2	...	...	...	25						
3	...	...	...	11	5	...	1	...	17	291	...	22	...	687	200,810	1,245	47,921	394	427,725	922	271	9	...	762						
117	...	19	...	387	131	...	19	...	429	2,735	...	740	...	6,454	2,736	...	740	...	6,454	...	1	...	...	3						
...	...	...	...	...	...	...	...	...	...	421	...	72	...	798	421	...	72	...	798	...	...	...	...	26						
3	...	...	...	2	3	...	...	...	2	133	...	12	...	231	140	...	12	...	238	...	...	...	...	27						
...	...	...	...	...	...	...	...	...	...	...	...	...	...	...	...	...	...	...	...	...	...	...	...	28						
120	...	19	...	389	134	...	19	...	431	3,289	...	824	...	7,453	3,297	...	824	...	7,490	...	1	...	...	3						
123	...	19	...	400	139	...	20	...	448	3,580	...	846	...	8,170	204,107	1,245	48,745	394	435,215	922	272	9	...	765						
...	...	...	...	...	...	...	...	...	...	3	...	...	...	20	2,580	...	98	...	4,154	...	...	...	...	29						
...	...	...	...	...	...	...	...	...	...	3	...	...	...	4	1,042	...	69	...	2,436	...	...	...	...	30						
...	...	...	...	...	...	...	...	...	...	...	...	...	...	...	845	...	52	...	2,919	2	...	...	...	31						
...	...	...	...	...	...	...	...	...	...	...	...	...	...	...	872	...	96	...	2,685	8	...	...	...	32						
...	...	...	...	...	...	...	...	...	...	7	...	2	...	43	658	...	49	...	1,995	1	...	...	...	33						
...	...	...	...	...	...	...	...	...	...	...	...	...	...	...	...	...	...	...	...	...	...	...	...	34						
...	...	...	...	1	1	...	...	...	6	42	...	3	...	167	8,979	6	219	...	21,869	23	...	...	...	35						
...	...	...	...	...	...	...	...	...	...	...	...	...	...	...	1,341	...	89	...	3,668	3	...	...	...	36						
...	...	...	...	1	...	...	...	...	1	...	...	...	...	...	665	2	30	...	1,649	...	...	...	...	37						
...	...	...	...	...	...	...	...	...	...	...	...	...	...	...	750	...	70	...	2,668	12	...	...	...	38						
...	...	...	...	...	...	...	...	...	...	9	...	2	...	38	1,310	...	95	...	4,009	6	...	...	...	39						
...	...	...	...	2	...	...	...	...	2	4	...	...	...	23	2,021	...	103	...	5,969	5	...	...	...	40						
...	...	...	...	...	...	...	...	...	...	...	...	...	...	...	...	...	...	...	...	...	...	...	...	...						
...	...	...	...	4	1	...	...	...	9	68	...	6	...	298	21,063	8	970	...	54,041	60	...	...	...	111						
523					587					11,750					640,567					1,959										



Table XV.

OCCUPATIONS.  
IV. Provision and  
Care of Animals.

228

TABLE

Occupations

NUMBER.   	
---	--



Table XV.

OCCUPATIONS.  
IV. Provision and  
Care of Animals.

229

XV.

—continued.

AND AGRICULTURE—cont.

and Care of Animals—cont.

Breeding and Dealing—concl'd.

30. SHEEP AND GOAT BREEDERS AND DEALERS.					31. SHEPHERDS AND GOATHERDS.					32. PIG BREEDERS AND DEALERS, AND SWINEHERDS.					Total Sub-order 8.					NUMBER.
Actual workers.				Dependents.	Actual workers.				Dependents.	Actual workers.				Dependents.	Actual workers.				Dependents.	
Total.		Partially Agri- culturist.			Total.		Partially Agri- culturist.			Total.		Partially Agri- culturist.			Total.		Partially Agri- culturist.			
Males.	Females.	Males.	Females.	Both sexes.	Males.	Females.	Males.	Females.	Both sexes.	Males.	Females.	Males.	Females.	Both sexes.	Males.	Females.	Males.	Females.	Both sexes.	
203	204	205	206	207	208	209	210	211	212	213	214	215	216	217	218	219	220	221	222	
849	158	74	14	859	4,863	766	439	84	3,721	16	5	...	...	6	17,038	1,531	1,286	122	11,745	
3	3	...	...	5	214	22	10	2	226	6	44	...	...	28	3,026	936	144	55	4,686	2
1,833	584	290	154	1,635	11,454	2,721	1,554	432	8,896	1	...	...	...	...	21,893	4,230	1,874	589	11,763	3
33	3	4	...	38	1,195	76	26	13	673	...	...	...	...	...	6,388	785	59	19	10,478	4
827	104	42	2	1,464	2,537	139	211	...	2,925	252	73	13	...	188	23,017	692	306	6	6,155	5
34	...	...	...	9	156	25	16	...	158	9	...	...	...	...	569	35	17	...	570	6
4,077	742	750	139	5,686	5,322	900	514	119	4,745	44	1	...	...	35	23,838	2,624	1,448	277	12,600	7
1,938	458	125	32	2,431	10,039	857	377	25	3,761	51	24	4	3	41	30,706	3,492	714	74	9,594	8
2,441	1,202	245	79	3,020	10,595	1,804	473	147	6,012	142	117	16	10	182	20,637	5,267	803	246	11,091	9
2,336	882	309	103	2,801	3,458	733	212	46	2,225	...	...	...	...	...	9,352	2,706	592	167	6,701	10
801	201	101	18	1,139	3,176	435	136	32	1,122	...	...	...	...	...	7,339	1,271	328	57	3,162	11
3,267	448	140	35	2,735	5,483	545	124	15	2,104	18	22	...	...	13	13,989	2,146	309	55	6,230	12
152	12	1	...	397	78	14	2	...	154	16	12	...	...	25	500	55	3	...	922	13
112	3	4	...	107	4,622	221	133	8	2,974	399	295	1	1	332	26,770	1,861	192	15	4,638	14
1,761	393	193	22	2,406	8,774	1,210	593	68	5,486	657	414	27	11	833	24,489	3,767	926	113	11,370	15
2,093	262	149	7	1,030	5,285	2,098	149	10	1,722	242	217	2	2	260	15,526	4,742	385	30	6,387	16
897	66	40	2	1,608	4,795	1,115	19	9	1,540	129	96	1	...	171	14,671	2,802	112	14	6,447	17
23	...	7	...	4	42	5	4	...	16	9	...	...	...	5	763	34	22	...	593	18
733	89	94	2	411	5,365	193	222	1	3,249	800	739	31	14	799	24,906	1,899	499	22	6,549	19
269	12	11	2	465	2,076	516	60	4	1,282	143	82	7	3	178	23,384	2,531	167	14	4,984	20
97	21	10	1	239	8,660	1,021	840	3	3,631	278	272	11	5	275	21,768	4,150	970	14	5,497	21
861	61	39	7	1,175	7,440	755	59	2	1,841	231	167	3	...	198	25,600	3,440	161	13	5,978	22
2,192	41	208	4	1,111	11,452	795	461	39	8,416	173	79	7	...	103	20,469	1,649	820	57	12,715	23
92	5	1	...	198	127	15	...	...	10	2	...	1	...	8	7,806	395	90	1	2,363	24
7	1	...	...	12	12	4	1	...	1	...	1	...	...	...	6,515	923	30	5	250	25
27,638	5,751	2,837	623	31,075	117,220	16,895	8,635	1,059	66,190	3,627	2,660	124	54	3,682	390,945	53,953	12,257	1,965	163,548	
215	20	29	...	248	1,270	304	61	4	460	53	36	...	...	50	3,619	1,020	110	5	1,175	26
183	48	10	...	185	97	30	1	...	68	...	...	...	...	...	361	98	13	...	290	27
4	...	...	...	...	13	...	1	...	...	...	...	...	...	...	74	8	1	...	16	28
402	68	39	...	433	1,380	334	63	4	528	53	36	...	...	50	4,054	1,126	124	5	1,481	
28,040	5,819	2,876	623	31,508	118,600	17,229	8,698	1,063	66,718	3,690	2,696	124	54	3,732	394,999	55,079	12,381	1,970	165,029	
15	1	1	...	55	29	2	...	...	29	...	...	...	...	...	76	12	3	...	119	29
9	...	...	...	26	1	...	...	...	2	...	...	...	...	...	33	...	...	...	75	30
12	...	...	...	39	19	3	...	...	14	1	...	...	...	4	111	17	...	...	167	31
16	...	...	...	15	33	1	...	...	7	...	...	...	...	...	345	20	2	...	129	32
6	...	...	...	15	8	1	...	...	18	...	...	...	...	...	119	4	...	...	120	33
152	12	1	...	397	78	14	2	...	154	16	12	...	...	25	500	55	3	...	929	34
24	...	...	...	55	22	1	...	...	27	2	...	...	...	1	175	...	2	...	221	35
3	...	...	...	7	5	...	...	...	7	1	...	...	...	...	75	6	...	...	64	36
8	1	...	...	30	10	25	...	...	24	...	1	...	...	...	120	27	1	...	115	37
7	...	...	...	24	...	1	...	...	...	...	...	...	...	...	136	13	1	...	112	38
41	...	6	...	32	20	...	...	...	49	6	...	...	...	12	197	10	6	...	201	39
293	14	8	...	695	225	47	3	...	331	26	13	...	...	42	1,877	164	18	...	2,245	
65,367					202,547					10,108					615,107					



Table XV.

OCCUPATIONS.  
IV. Provision and  
Care of Animals.

230

## TABLE

## Occupations

CLASS B.—PASTURE

Order IV.—Provision

NUMBER.		DISTRICT, STATE OR CITY.		CLASS B.—PASTURE																		
				Order IV.—Provision																		
				Sub-order 9.—Training and Care of Animals.																		
				33. VETERINARY SUB- GEONS, FARRIERS, ETC.					34. HORSE AND ELE- PHANT TRAINERS, ETC.					35. VERMIN AND ANIMAL CATCHERS.					Total Sub-order 9.			
				Actual workers.			Dependents.	Actual workers.			Dependents.	Actual workers.			Dependents.	Actual workers.			Dependents.			
				Total.	Partially Agricul- turst.	Total.		Partially Agricul- turst.	Total.	Partially Agri- culturst.		Total.	Partially Agri- culturst.									
Males.	Females.	Both sexes.	Males.	Females.	Both sexes.	Males.	Females.	Both sexes.	Males.	Females.	Both sexes.	Males.	Females.	Both sexes.	Males.	Females.	Both sexes.					
223	224	225	226	227	228	229	230	231	232	233	234	235	236	237	238	239	240	241	242			
1	GANJAM ...	7	...	1	...	19	10	...	...	57	...	...	...	...	17	...	1	...	76			
2	AGENCY, GANJAM ...	...	...	...	...	...	...	...	...	...	...	...	...	...	...	...	...	...	...			
3	VIZAGAPATAM ...	12	...	1	...	48	82	...	...	167	...	...	...	...	94	...	1	...	215			
4	AGENCY, VIZAGAPATAM ...	...	...	...	...	1	60	...	2	146	6	...	...	...	66	...	2	...	149			
5	GODAVARI ...	9	...	1	...	17	26	...	...	52	8	13	...	...	43	13	1	...	84			
6	AGENCY, GODAVARI ...	...	...	...	...	...	...	...	...	6	...	...	...	...	...	...	...	...	6			
7	KISTNA ...	8	...	...	...	26	28	...	1	61	...	...	...	...	36	...	1	...	87			
8	NELLORE ...	23	1	1	...	46	25	...	...	27	15	1	...	...	63	2	1	...	95			
9	CUDDAPAH ...	63	3	1	...	97	1	...	...	3	1	...	...	...	65	3	1	...	101			
10	KURNOOL ...	17	...	1	...	32	1	...	...	3	11	7	...	...	29	7	1	...	46			
11	BELLARY ...	83	...	1	...	201	4	...	...	1	...	...	...	...	67	...	1	...	202			
12	ANANTAPUR ...	44	3	7	1	100	1	...	...	1	16	...	...	...	61	3	7	1	119			
13	MADRAS ...	145	...	...	...	399	5	...	...	10	1	...	...	...	151	...	...	...	413			
14	CHINGAMPUR ...	34	...	...	...	98	...	...	...	9	27	23	1	...	61	23	1	...	149			
15	NORTH ARCOT ...	47	2	1	...	178	14	...	1	21	82	46	2	...	143	48	4	...	330			
16	SALEM ...	215	1	10	...	544	4	...	...	2	...	...	...	...	219	1	10	...	546			
17	COIMBATORE ...	208	...	8	...	390	26	...	...	44	12	...	...	...	246	...	8	...	468			
18	NILGIRIS ...	51	...	...	...	93	12	...	...	22	...	...	...	...	63	...	...	...	115			
19	SOUTH ARCOT ...	47	1	1	...	133	9	...	...	16	23	11	1	...	79	12	2	...	164			
20	TANJORE ...	67	...	4	...	178	25	...	...	56	8	...	...	...	100	...	4	...	238			
21	TRICHINOPOLY ...	85	...	6	...	239	26	...	...	22	...	7	...	...	111	7	6	...	266			
22	MADURA ...	93	4	3	...	296	31	...	...	137	3	...	...	...	127	4	3	...	437			
23	TINNEVELLY ...	71	...	1	...	103	25	...	10	63	...	...	...	...	96	...	11	...	166			
24	MALABAR ...	48	...	2	...	148	738	...	22	1,013	...	...	...	...	786	...	24	...	1,161			
25	SOUTH CANARA ...	28	...	...	...	62	37	...	...	35	...	...	...	...	65	...	...	...	97			
Total, British Terry.		1,405	15	50	1	3,448	1,190	...	36	1,974	213	108	4	...	308	2,608	123	90	1	5,730		
26	PUDUKKOTTAI ...	30	...	1	...	42	118	...	...	146	...	...	...	...	148	...	1	...	188			
27	BANGANAPALLE ...	2	...	...	...	2	3	...	...	8	...	...	...	...	5	...	...	...	10			
28	SANDUR ...	...	...	...	...	...	...	...	...	...	...	...	...	...	...	...	...	...	...			
Total, Feudatories.		32	...	1	...	44	121	...	...	154	...	...	...	...	163	...	1	...	198			
Grand Total		1,437	15	51	1	3,492	1,311	...	36	2,128	213	108	4	...	308	2,961	123	91	1	5,928		
29	BELLARY CITY ...	38	...	...	...	113	...	...	...	...	...	...	...	...	38	...	...	...	113			
30	CALICUT CITY ...	11	...	...	...	38	1	...	...	13	...	...	...	...	12	...	...	...	51			
31	COIMBATORE CITY ...	29	...	...	...	93	...	...	...	...	...	...	...	...	29	...	...	...	93			
32	CUDDALORE CITY ...	11	...	1	...	35	...	...	...	4	...	...	...	...	11	...	1	...	39			
33	KUMHAKONAM CITY ...	8	...	...	...	26	2	...	...	6	...	...	...	...	10	...	...	...	32			
34	MADRAS CITY ...	145	...	...	...	399	5	...	...	10	1	...	...	...	151	...	...	...	413			
35	MADURA CITY ...	41	...	...	...	141	11	...	...	23	...	...	...	...	52	...	...	...	164			
36	NEGAPATAM CITY ...	9	...	...	...	20	2	...	...	2	...	...	...	...	11	...	...	...	32			
37	SALEM CITY ...	34	...	4	...	132	1	...	...	...	...	...	...	...	35	...	4	...	132			
38	TANJORE CITY ...	17	...	...	...	53	9	...	...	19	...	...	...	...	26	...	...	...	72			
39	TRICHINOPOLY CITY ...	32	...	...	...	97	...	...	...	...	...	...	...	...	32	...	...	...	97			
Total, Cities		375	...	5	...	1,147	31	...	...	77	1	...	...	...	4	407	...	5	...	1,228		
Total Workers and Dependents in the Presidency.		4,944					3,439					629					9,012					



Table XV.

OCCUPATIONS.  
V. Agriculture.

231

XV.

—continued.

AND AGRICULTURE—cont.

and Care of Animals—contd.

Sub-order 10.—Landholders and Tenants.																						NUMBER.
Total Order IV.					36. CULTIVATING LANDOWNERS.					37. NON-CULTIVATING LANDOWNERS.					38. CULTIVATING TENANTS.							
Actual workers.					Actual workers.					Actual workers.					Actual workers.							
Total.		Partially Agri- culturist.		Dependents.	Total.		Par- tially Agri- culturist.		Dependents.	Total.		Par- tially Agri- culturist.		Dependents.	Total.		Par- tially Agri- culturist.		Dependents.			
Males.	Females.	Males.	Females.		Males.	Females.	Males.	Females.		Males.	Females.	Males.	Females.		Males.	Females.	Males.	Females.		Males.	Females.	
243.	244.	245.	246.	247.	248.	249.	250.	251.	252.	253.	254.	255.	256.	257.	258.	259.	260.	261.	262.			
17,055	1,531	1,287	122	11,821	126,311	90,122	...	...	161,353	10,891	4,869	...	...	30,068	115,447	69,241	...	...	153,615	1		
3,026	936	144	55	4,686	58,104	29,896	...	...	107,168	218	303	...	...	992	9,102	4,190	...	...	14,841	2		
21,987	4,230	1,875	589	11,978	160,559	122,856	...	...	172,306	16,268	5,556	...	...	35,763	195,227	150,024	...	...	204,737	3		
6,154	785	61	19	10,627	103,556	42,608	...	...	190,237	1,261	200	...	...	3,767	57,777	13,209	...	...	130,694	4		
23,060	695	307	6	6,239	144,348	22,231	...	...	300,518	21,828	8,601	...	...	55,263	71,858	13,350	...	...	136,125	5		
569	35	17	...	576	2,879	816	...	...	8,016	488	310	...	...	823	26,943	6,898	...	...	58,378	6		
23,874	2,624	1,449	277	12,687	274,146	91,039	...	...	472,561	19,957	9,394	...	...	44,061	33,832	9,793	...	...	55,387	7		
30,769	3,494	715	74	9,689	187,347	99,517	...	...	237,366	9,527	4,779	...	...	19,104	25,409	11,231	...	...	32,803	8		
20,702	5,370	804	246	11,192	185,814	118,425	...	...	236,993	11,657	7,248	...	...	22,556	26,400	14,203	...	...	33,602	9		
9,381	2,713	593	167	6,747	116,266	78,654	...	...	154,798	9,207	5,588	...	...	16,372	6,505	3,395	...	...	8,712	10		
7,426	1,271	329	57	3,364	147,937	94,237	...	...	208,861	3,332	2,180	...	...	7,576	14,642	8,215	...	...	20,798	11		
14,030	2,149	316	56	6,349	94,195	55,721	...	...	120,662	5,215	2,504	...	...	10,649	25,304	12,412	...	...	31,906	12		
651	55	3	...	1,335	1,930	153	...	...	3,470	1,198	444	...	...	3,569	671	18	...	...	1,142	13		
26,831	1,884	193	15	4,787	148,789	61,131	...	...	260,129	3,087	1,290	...	...	6,437	43,124	17,548	...	...	70,869	14		
24,632	3,815	930	113	11,700	327,444	196,111	...	...	461,365	12,769	6,757	...	...	31,114	66,269	40,647	...	...	87,588	15		
15,745	4,743	395	30	6,933	363,021	314,733	...	...	408,960	5,748	3,039	...	...	14,328	56,249	41,230	...	...	64,917	16		
14,917	2,802	120	14	6,915	279,307	187,145	...	...	411,693	3,984	2,581	...	...	12,347	36,951	18,312	...	...	51,464	17		
832	34	22	...	708	8,021	7,506	...	...	14,607	153	78	...	...	137	1,710	1,235	...	...	2,862	18		
24,985	1,911	501	22	6,713	381,614	191,655	...	...	641,512	3,172	1,966	...	...	7,499	38,008	18,052	...	...	56,032	19		
23,484	2,531	171	14	5,202	170,108	88,862	...	...	301,631	21,058	7,437	...	...	64,397	105,843	46,717	...	...	179,370	20		
21,879	4,157	976	14	5,763	226,989	156,889	...	...	320,690	2,480	1,208	...	...	7,196	35,102	15,037	...	...	47,125	21		
25,727	3,444	164	13	6,415	463,555	406,654	...	...	571,800	6,578	3,402	...	...	18,222	57,323	46,407	...	...	73,206	22		
20,565	1,649	831	57	12,881	260,815	159,661	...	...	412,601	6,512	3,437	...	...	18,205	37,372	12,546	...	...	62,302	23		
8,592	395	114	1	3,524	22,054	5,584	...	...	71,245	13,001	5,401	...	...	61,921	186,288	72,605	...	...	427,686	24		
6,580	923	30	5	447	54,916	38,284	...	...	75,302	3,747	2,205	...	...	10,487	135,674	125,685	...	...	154,221	25		
393,753	54,076	12,347	1,966	169,378	4,310,025	2,660,490	...	...	6,325,844	193,336	90,786	...	...	502,652	1,409,030	772,200	...	...	2,160,382			
3,767	1,020	111	5	1,363	63,552	68,838	...	...	76,951	1,663	609	...	...	4,200	14,818	15,283	...	...	13,154	26		
366	93	13	...	300	1,287	739	...	...	1,545	678	157	...	...	1,330	2,169	1,009	...	...	3,358	27		
74	8	1	...	16	877	456	...	...	1,260	82	31	...	...	232	1,000	419	...	...	1,523	28		
4,307	1,126	125	5	1,679	65,716	68,033	...	...	79,756	2,423	797	...	...	5,762	17,987	16,711	...	...	18,035			
397,960	55,203	12,472	1,971	170,937	4,375,741	2,728,523	...	...	6,405,600	195,759	91,583	...	...	508,614	1,427,017	788,911	...	...	2,178,417			
114	13	3	...	332	640	87	...	...	1,089	354	116	...	...	782	70	16	...	...	154	29		
45	...	...	...	126	154	69	...	...	648	275	134	...	...	1,696	511	88	...	...	1,486	30		
140	17	...	...	260	473	55	...	...	1,419	310	64	...	...	1,324	120	22	...	...	327	31		
358	20	3	...	168	1,280	196	...	...	2,856	160	90	...	...	504	607	65	...	...	1,308	32		
129	4	...	...	132	477	33	...	...	901	1,078	300	...	...	4,152	350	55	...	...	681	33		
651	55	3	...	1,335	1,930	153	...	...	3,470	1,198	444	...	...	3,569	671	18	...	...	1,142	34		
227	...	2	...	385	1,403	183	...	...	3,382	1,144	324	...	...	3,648	144	7	...	...	327	35		
86	6	...	...	86	447	54	...	...	1,092	119	39	...	...	434	108	1	...	...	185	36		
155	27	5	...	247	1,175	486	...	...	2,464	115	36	...	...	352	247	60	...	...	557	37		
163	13	1	...	184	429	40	...	...	1,073	583	229	...	...	2,196	193	65	...	...	330	38		
219	10	6	...	298	1,155	169	...	...	4,046	209	68	...	...	820	485	52	...	...	907	39		
2,284	164	27	...	3,473	9,563	1,525	...	...	22,440	5,545	1,835	...	...	19,477	3,506	449	...	...	7,404			
624,719					13,509,864					795,956					4,394,345							



Table XV.

OCCUPATIONS.  
V. Agriculture.

232

## TABLE

## Occupations

CLASS B.—PASTURE

Order V.—

		CLASS B.—PASTURE														
		Order V.—														
		Sub-order 10.—Landholders and Tenants— <i>contd.</i>										Sub-order 11.—				
DISTRICT, STATE OR CITY.		38. (a) NON-CULTIVATING TENANTS.					Total Sub-order 10.					39. FARM SERVANTS.				
		Actual workers.				Dependents,  Both sexes.	Actual workers.				Dependents,  Both sexes.	Actual workers.				Dependents,  Both sexes.
		Total.		Partially Agri- culturist.			Total.		Partially Agri- culturist.			Total.		Partially Agri- culturist.		
		Males.	Females.	Males.	Females.		Males.	Females.	Males.	Females.		Males.	Females.			
		263	264	265	266	267	268	269	270	271	272	273	274	275	276	277
1	GANJAM ...	651	158	...	...	1,268	253,300	164,390	...	...	346,304	22,403	3,012	...	...	9,558
2	AGENCY, GANJAM ...	2	...	...	...	3	67,426	34,389	...	...	123,004	1,025	52	...	...	361
3	VIZAGAPATAM ...	157	205	...	...	284	372,211	278,641	...	...	413,090	29,142	3,286	...	...	12,774
4	AGENCY, VIZAGAPATAM.	97	2	...	...	190	162,691	56,019	...	...	324,899	9,388	708	...	...	11,045
5	GODAVARI ...	153	146	...	...	531	238,187	44,328	...	...	492,437	71,181	11,497	...	...	54,844
6	AGENCY, GODAVARI ...	7	39	...	...	66	30,317	8,063	...	...	67,283	1,849	164	...	...	1,372
7	KISTNA ...	162	59	...	...	359	328,097	110,285	...	...	572,369	40,561	1,390	...	...	19,806
8	NELLORE ...	84	44	...	...	173	222,367	115,571	...	...	289,446	11,603	706	...	...	6,558
9	CUDDAPAH ...	664	348	...	...	1,129	224,035	140,224	...	...	294,279	6,301	389	...	...	840
10	KURNOOL ...	187	106	...	...	388	132,165	87,743	...	...	180,270	6,201	155	...	...	1,244
11	BELLARY ...	50	38	...	...	168	165,961	104,670	...	...	237,403	4,424	129	...	...	556
12	ANANTAPUR ...	452	188	...	...	1,055	125,166	70,825	...	...	164,272	4,303	288	...	...	812
13	MADRAS ...	109	2	...	...	173	3,908	617	...	...	8,354	33	...	...	...	13
14	CHINGLEPUT ...	183	42	...	...	762	195,183	80,020	...	...	338,197	23,967	3,453	...	...	24,063
15	NORTH ARCOT ...	49	148	...	...	511	406,531	243,663	...	...	580,578	26,923	2,975	...	...	14,766
16	SALEM ...	43	32	...	...	94	425,061	359,034	...	...	488,299	48,026	39,820	...	...	30,380
17	COIMBATORE ...	308	34	...	...	270	320,550	208,072	...	...	475,774	47,882	4,481	...	...	27,170
18	NILGIRIS ...	1	...	...	...	15	9,885	8,819	...	...	17,621	23	3	...	...	87
19	SOUTH ARCOT ...	102	173	...	...	281	422,896	211,946	...	...	705,324	43,842	24,631	...	...	47,413
20	TANJORE ...	368	70	...	...	833	297,377	143,086	...	...	546,231	48,738	47,770	...	...	70,513
21	TRICHINOPOLY ...	169	6	...	...	205	261,740	173,140	...	...	375,216	18,018	2,687	...	...	9,946
22	MADURA ...	1,044	565	...	...	1,328	528,500	457,029	...	...	664,556	22,344	4,900	...	...	12,307
23	TINNEVELLY ...	2,838	820	...	...	5,705	307,537	176,464	...	...	498,813	10,569	8,205	...	...	10,184
24	MALABAR ...	2,365	1,546	...	...	11,210	223,708	85,136	...	...	572,062	772	6	...	...	581
25	SOUTH CANARA ...	75	46	...	...	335	194,412	166,220	...	...	240,345	1,439	817	...	...	752
Total, British Terry.		10,320	4,818	...	...	27,336	5,922,711	3,528,294	...	...	9,016,414	500,977	161,554	...	...	368,005
26	PUDUKKOTTAI ...	26	26	...	...	16	80,059	82,766	...	...	94,321	2,126	1,278	...	...	1,400
27	BANGANAPALLE ...	8	5	...	...	19	4,142	1,910	...	...	6,252	255	2	...	...	84
28	SANDUR ...	...	...	...	...	...	1,959	906	...	...	3,015	23	1	...	...	5
Total, Feudatories.		34	31	...	...	35	86,160	85,572	...	...	103,588	2,404	1,281	...	...	1,549
Grand Total		10,354	4,849	...	...	27,371	6,008,871	3,613,866	...	...	9,120,002	503,381	162,835	...	...	369,554
29	BELLARY CITY ...	8	...	...	...	19	1,072	219	...	...	2,044	1	...	...	...	3
30	CALCUT CITY ...	51	28	...	...	315	991	319	...	...	4,145	...	...	...	...	1
31	COIMBATORE CITY ...	...	1	...	...	3	903	142	...	...	3,073	93	91	...	...	112
32	CUDDALORE CITY ...	...	1	...	...	2	2,047	352	...	...	4,670	358	247	...	...	601
33	KUMRAKONAM CITY ...	54	14	...	...	198	1,959	402	...	...	5,932	...	...	...	...	35
34	MADRAS CITY ...	109	2	...	...	173	3,908	617	...	...	8,354	33	...	...	...	13
35	MADURA CITY ...	14	2	...	...	117	2,705	516	...	...	7,474	4	1	...	...	7
36	NEGAPATAM CITY ...	...	...	...	...	...	674	94	...	...	1,711	24	4	...	...	37
37	SALEM CITY ...	...	...	...	...	...	1,537	582	...	...	3,373	199	190	...	...	369
38	TANJORE CITY ...	7	1	...	...	31	1,212	326	...	...	3,630	153	84	...	...	311
39	TRICHINOPOLY CITY ...	3	...	...	...	34	1,852	289	...	...	5,807	35	6	...	...	69
Total, Cities		246	49	...	...	892	18,860	3,858	...	...	50,213	900	623	...	...	1,498
Total Workers and Dependents in the Presidency.		42,674					18,742,739					1,035,770				



Table XV.

233

OCCUPATIONS.  
V. Agriculture.

XV.

—continued.

AND AGRICULTURE—cont.

Agriculture—cont.

Agricultural Labourers.

40. FIELD LABOURERS.										Sub-order 12.—Growers of Special Products.										NUMBER.
Actual workers.					Total Sub-order 11.					41. CINCHONA PLANTATIONS: OWNERS, MANAGERS AND SUPERIOR STAFF.					42. CINCHONA PLANTATIONS: LABOURERS AND OTHER SUBORDINATES.					
Total.		Partially Agri-culturalist.		Dependents.	Actual workers.		Partially Agri-culturalist.		Dependents.	Total.		Partially Agri-culturalist.		Dependents.	Total.		Partially Agri-culturalist.		Dependents.	
Males.	Females.	Males.	Females.		Males.	Females.	Males.	Females.		Males.	Females.	Males.	Females.		Males.	Females.	Males.	Females.		
278	279	280	281	282	283	284	285	286	287	288	289	290	291	292	293	294	295	296	297	
61,902	127,850	...	...	79,615	84,305	130,862	...	...	69,173	...	...	...	...	...	...	...	...	...	...	
6,097	6,224	...	...	7,496	7,122	6,278	...	...	7,767	...	...	...	...	...	...	...	...	...	...	
72,983	156,193	...	...	79,923	102,125	159,479	...	...	92,697	...	...	...	...	...	...	...	...	...	...	
33,201	47,241	...	...	50,387	42,589	47,949	...	...	61,432	...	...	...	...	...	...	...	...	...	...	
136,302	195,983	...	...	203,850	207,483	207,480	...	...	258,694	...	...	...	...	...	...	...	...	...	...	
5,004	8,332	...	...	8,193	6,853	6,496	...	...	9,565	...	...	...	...	...	...	...	...	...	...	
102,958	171,826	...	...	122,005	143,539	173,216	...	...	141,871	...	...	...	...	...	...	...	...	...	...	
82,920	129,437	...	...	88,492	94,523	130,143	...	...	95,050	...	...	...	...	...	...	...	...	...	...	
72,067	94,133	...	...	84,344	78,368	94,522	...	...	85,184	...	...	...	...	...	...	...	...	...	...	
62,288	86,255	...	...	66,962	68,489	86,410	...	...	68,206	...	...	...	...	...	...	...	...	...	...	
45,527	58,023	...	...	51,734	49,951	58,152	...	...	52,290	...	...	...	...	...	...	...	...	...	...	
47,768	74,751	...	...	55,833	52,071	75,039	...	...	56,645	...	...	...	...	...	...	...	...	...	...	
1,054	264	...	...	1,442	1,087	264	...	...	1,455	...	...	...	...	...	...	...	...	...	...	
53,738	72,576	...	...	79,021	77,705	78,029	...	...	103,084	...	...	...	...	...	...	...	...	...	...	
80,464	130,068	...	...	128,226	107,387	133,043	...	...	142,992	...	...	...	...	...	...	...	...	...	...	
56,650	114,500	...	...	57,729	104,676	154,380	...	...	88,109	...	...	...	...	...	...	...	...	...	...	
73,894	160,881	...	...	88,442	121,776	165,362	...	...	115,612	...	...	...	...	...	...	...	...	...	...	
2,900	2,405	...	...	2,354	3,013	2,408	...	...	2,441	...	...	...	...	1	103	24	...	...	60	
111,623	160,912	...	...	154,011	155,468	185,673	...	...	201,424	...	...	...	...	...	...	...	...	...	...	
78,467	96,683	...	...	122,584	127,205	144,453	...	...	193,097	...	...	...	...	...	...	...	...	...	...	
43,214	104,714	...	...	59,288	61,232	107,401	...	...	69,234	...	...	...	...	...	...	...	...	...	...	
84,370	173,979	...	...	101,958	106,714	178,979	...	...	114,365	...	...	...	...	...	...	...	...	...	...	
83,585	143,281	...	...	101,566	94,154	151,486	...	...	111,750	...	...	...	...	...	...	...	...	...	...	
232,110	267,309	...	...	324,187	232,882	267,315	...	...	324,768	...	...	...	...	...	...	...	...	...	...	
59,406	94,648	...	...	81,733	60,846	95,465	...	...	82,485	...	...	...	...	...	...	...	...	...	...	
1,690,585	2,578,528	...	...	2,201,285	2,151,562	2,840,082	...	...	2,569,290	...	...	...	...	1	103	24	...	...	60	
5,467	12,074	...	...	6,126	7,593	13,352	...	...	7,586	...	...	...	...	...	...	...	...	...	...	
2,050	2,867	...	...	2,290	2,305	2,850	...	...	2,374	...	...	...	...	...	...	...	...	...	...	
542	979	...	...	521	565	980	...	...	526	...	...	...	...	...	...	...	...	...	...	
8,050	15,910	...	...	8,937	10,463	17,191	...	...	10,486	...	...	...	...	...	...	...	...	...	...	
1,696,544	2,694,438	...	...	2,210,222	2,202,025	2,857,273	...	...	2,579,776	...	...	...	...	1	103	24	...	...	60	
115	102	...	...	198	116	102	...	...	201	...	...	...	...	...	...	...	...	...	...	
1,062	155	...	...	1,551	1,032	155	...	...	1,552	...	...	...	...	...	...	...	...	...	...	
447	349	...	...	624	640	440	...	...	736	...	...	...	...	...	...	...	...	...	...	
1,823	1,718	...	...	2,814	2,181	1,955	...	...	3,415	...	...	...	...	...	...	...	...	...	...	
400	139	...	...	691	400	139	...	...	726	...	...	...	...	...	...	...	...	...	...	
1,054	254	...	...	1,442	1,087	264	...	...	1,455	...	...	...	...	...	...	...	...	...	...	
694	506	...	...	1,101	698	507	...	...	1,108	...	...	...	...	...	...	...	...	...	...	
234	124	...	...	481	258	128	...	...	618	...	...	...	...	...	...	...	...	...	...	
402	405	...	...	583	601	595	...	...	892	...	...	...	...	...	...	...	...	...	...	
318	209	...	...	594	471	293	...	...	905	...	...	...	...	...	...	...	...	...	...	
562	298	...	...	1,078	597	304	...	...	1,147	...	...	...	...	...	...	...	...	...	...	
7,111	4,269	...	...	11,157	8,011	4,892	...	...	12,655	...	...	...	...	...	...	...	...	...	...	
6,693,304					7,632,074					1					167					



Table XV.

OCCUPATIONS.  
V. Agriculture.

234

TABLE

Occupations

CLASS B.—PASTURE

Order V.—

Sub-order 12.—Growers

CLASS B.—PASTURE																					
Order V.—																					
Sub-order 12.—Growers																					
DISTRICT, STATE OR CITY.		43. COFFEE PLANTATIONS: OWNERS, MANAGERS AND SUPERIOR STAFF.					44. COFFEE PLANTATIONS: LABOURERS AND OTHER SUBORDINATES.					45. INDIGO FACTORIES: OWNERS, MANAGERS AND SUPERIOR STAFF.					46. INDIGO FACTORIES: LABOURERS AND OTHER SUBORDINATES.				
		Actual workers.				Dependents.	Actual workers.				Dependents.	Actual workers.				Dependents.	Actual workers.				Dependents.
		Total.		Partially Agriculturist.			Total.		Partially Agriculturist.			Total.		Partially Agriculturist.			Total.		Partially Agriculturist.		
		Males.	Females.	Males.	Females.		Males.	Females.	Males.	Females.		Males.	Females.	Males.	Females.		Males.	Females.			
		298	299	300	301	302	303	304	305	306	307	308	309	310	311	312	313	314	315	316	317
1	GANJAM ...									12				5					4		
2	AGENCY, GANJAM ...																				
3	VIZAGAPATAM ...	1																			
4	AGENCY, VIZAGAPATAM ...					35	30			21	1	1		55	66	5			71		
5	GODAVARI ...																				
6	AGENCY, GODAVARI ...																				
7	KISTNA ...																				
8	NELLORE ...									2				3	115	7			95		
9	CUDDAPAH ...													1	27				50		
10	KURNOOL ...														4				13		
11	BELLARY ...					2								1							
12	ANANTAPUR ...																				
13	MADRAS ...	5			19					9				1							
14	CHINGLEPUT ...	1			7	1				3					3				5		
15	NORTH ARCOT ...	4			35	4				31					13				6		
16	SALEM ...	46			49	1,660	1,586			836											
17	COIMBATORE ...	31	1		102	1,434	1,171			1,268					8				2		
18	NILGIRIS ...	353	44		651	9,599	5,507			3,326											
19	SOUTH ARCOT ...					1				1	1										
20	TANJORE ...	2			4		1			32					35				55		
21	TRICHINOPOLY ...				10	11	4			18	66				105				202		
22	MADRAS ...	620	383		984	1,849	1,851			1,411											
23	TINNEVELLY ...				15	231	155			327											
24	MALABAR ...	105	14		319	4,234	1,732			1,832											
25	SOUTH CANARA ...	14	3		102	324	68			677											
Total, British Terry.		1,182	445		2,297	19,385	12,105			9,792	72	1		75	376	12			503		
26	PUDUKKOTTAI ...								5												
27	BANGANAPALLE ...																				
28	SANDUR ...																				
Total, Feudatories.									5												
Grand Total		1,182	445		2,297	19,385	12,105			9,797	72	1		75	376	12			503		
29	BELLARY CITY ...																				
30	CALICUT CITY ...	9			39	4			31												
31	COIMBATORE CITY ...	6			59	18	4		22												
32	CUDDALORE CITY ...					1			1												
33	KUMBakonam CITY ...																		1		
34	MADRAS CITY ...	5			19				9					1							
35	MADRAS CITY ...	3			3	1															
36	NEGAPATAN CITY ...	1							13												
37	SALEM CITY ...				4	12			18						5				16		
38	TANJORE CITY ...																				
39	TRICHINOPOLY CITY ...				8	5			3												
Total, Cities		24			132	41	4		102					1	5				17		
Total Workers and Dependents in the Presidency.		3,924					41,287					148					891				

Table XV.

OCCUPATIONS.  
V. Agriculture.

235

XV.

—continued.

AND AGRICULTURE—cont.

Agriculture—cont.

of Special Products—cont.

47. TEA PLANTATIONS: OWNERS, MANAGERS AND SUPERIOR STAFF.					48. TEA PLANTATIONS: LABOURERS AND OTHER SUBORDINATES.					49. BETEL-VINE AND ARECA-NUT GROWERS.					50. CARDAMOM AND PEPPER GROWERS.					51. COCOANUT GROWERS.					NUMBER.
Actual workers.					Actual workers.					Actual workers.					Actual workers.					Actual workers.					
Total.		Parti- tially Agri- cultur- ist.		Dependents.	Total.		Parti- tially Agri- cultur- ist.		Dependents.	Total.		Parti- tially Agri- cultur- ist.		Dependents.	Total.		Parti- tially Agri- cultur- ist.		Dependents.	Total.		Parti- tially Agricultur- ist.		Dependents.	
Males.	Females.	Males.	Females.		Males.	Females.	Males.	Females.		Males.	Females.	Males.	Females.		Males.	Females.	Males.	Females.		Males.	Females.	Males.	Females.		
318	319	320	321	322	323	324	325	326	327	328	329	330	331	332	333	334	335	336	337	338	339	340	341	342	
...	...	...	...	...	1	...	...	...	...	...	...	...	...	...	...	...	...	...	...	4	...	...	...	8	
...	...	...	...	...	...	...	...	...	...	137	43	...	...	290	...	...	...	...	1	...	...	...	2		
...	...	...	...	...	...	...	...	...	...	106	...	...	...	235	...	...	...	...	5	4	...	...	21		
...	...	...	...	...	...	...	...	...	...	80	10	...	...	171	...	...	...	...	...	2	...	...	1		
...	...	...	...	...	...	...	...	...	...	384	216	...	...	689	...	...	...	...	3	...	...	...	7		
...	...	...	...	...	1	...	...	...	...	589	126	...	...	803	...	...	...	...	7	2	...	...	7		
...	...	...	...	...	...	...	...	...	...	223	45	...	...	224	...	...	...	...	...	...	...	...	10		
...	...	...	...	...	...	...	...	...	...	5	...	...	...	3	...	...	...	...	...	...	...	...	...	11	
...	...	...	...	...	...	...	...	...	...	127	11	...	...	186	...	...	...	...	...	...	...	...	...	12	
3	...	...	...	8	2	...	...	...	3	36	8	...	...	168	...	...	...	...	5	1	...	...	24		
...	...	...	...	2	2	...	...	...	...	1,328	477	...	...	4,025	...	...	...	...	1	1	...	...	2		
...	...	...	...	...	...	1	...	...	1	2,002	63	...	...	5,014	...	...	...	...	20	2	...	...	17		
...	...	...	...	...	...	...	...	...	...	950	299	...	...	1,397	2	...	...	...	122	6	...	...	100		
...	...	...	...	7	14	...	...	...	...	3,183	686	...	...	5,105	...	15	...	...	110	23	...	...	202		
22	1	...	...	30	1,745	943	...	...	735	...	...	...	...	...	...	...	...	...	...	...	...	...	...	18	
1	...	...	...	1	...	...	...	...	...	1,721	92	...	...	4,194	...	...	...	...	3	9	...	...	13		
1	...	...	...	...	2	...	...	...	6	3,692	67	...	...	9,049	...	...	...	...	23	6	...	...	71		
...	...	...	...	...	4	1	...	...	5	2,471	165	...	...	4,339	...	...	...	...	70	...	...	...	63		
...	...	...	...	1	3	3	...	...	1	5,140	660	...	...	8,029	62	40	...	131	254	121	...	...	675		
5	...	...	...	10	12	11	...	...	13	4,890	427	...	...	8,846	5	...	...	3	14	13	...	...	159		
9	1	...	...	30	799	346	...	...	151	1,897	573	...	...	3,383	305	89	...	560	2,012	1,741	...	...	4,961		
...	...	...	...	...	...	...	...	...	...	2,218	1,250	...	...	3,671	8	4	...	10	1,070	117	...	...	1,058		
41	2	...	...	89	2,586	1,305	...	...	915	31,170	5,198	...	...	59,821	382	148	...	704	3,724	1,448	...	...	7,444		
...	...	...	...	...	...	...	...	...	...	87	29	...	...	203	...	...	...	...	...	...	...	...	...	26	
...	...	...	...	...	...	...	...	...	...	24	...	...	...	24	...	...	...	...	...	...	...	...	...	27	
...	...	...	...	...	...	...	...	...	...	...	...	...	...	...	...	...	...	...	...	...	...	...	...	28	
...	...	...	...	...	...	...	...	...	...	111	29	...	...	227	...	...	...	...	...	...	...	...	...	...	
41	2	...	...	89	2,586	1,305	...	...	915	31,281	5,227	...	...	60,048	382	148	...	704	3,724	1,448	...	...	7,444		
...	...	...	...	...	...	...	...	...	...	...	...	...	...	...	...	...	...	...	...	...	...	...	...	...	
...	...	...	...	...	...	...	...	...	1	1	...	...	...	1	...	...	...	...	1	1	...	...	1	29	
...	...	...	...	...	...	...	...	...	...	44	...	...	...	38	...	...	...	...	...	...	...	...	...	30	
...	...	...	...	...	...	...	...	...	...	2	...	...	...	14	...	...	...	...	...	...	...	...	...	31	
...	...	...	...	...	...	...	...	...	...	143	3	...	...	386	...	...	...	...	...	...	...	...	...	32	
3	...	...	...	8	2	...	...	...	3	36	8	...	...	168	...	...	...	...	5	1	...	...	24	33	
...	...	...	...	...	...	...	...	...	...	97	...	...	...	210	...	...	...	...	...	...	...	...	...	34	
1	...	...	...	...	...	...	...	...	...	246	51	...	...	440	...	...	...	...	...	...	...	...	...	35	
...	...	...	...	...	...	...	...	...	...	10	...	...	...	13	...	...	...	...	1	...	...	...	...	36	
...	...	...	...	...	...	...	...	...	3	1,160	21	...	...	1,997	...	...	...	...	...	...	...	...	...	37	
4	...	...	...	8	2	...	...	...	7	1,679	83	...	...	3,267	...	...	...	...	7	2	...	...	25	38	
...	...	...	...	...	...	...	...	...	...	...	...	...	...	...	...	...	...	...	...	...	...	...	...	39	
132					4,506					96,556					1,234					12,616					



Table XV.

OCCUPATIONS.  
V. Agriculture.

236

TABLE  
Occupations

CLASS B.—PASTURE

Order V.—

NUMBER.		DISTRICT, STATE OR CITY.		CLASS B.—PASTURE														
				Order V.—														
				Sub-order 12.—Growers of Special Products— <i>continued</i> .														
				52. FRUIT AND VEGETABLE GROWERS.					53. MISCELLANEOUS.					Total Sub-order 12.				
				Actual workers.				Dependents.	Actual workers.				Dependents.	Actual workers.				Dependents.
				Total.		Partially Agri- culturist.			Total.		Parti- tially Agri- culturist.			Total.		Partially Agri- culturist.		
Males.	Females.	Males.	Females.	Both sexes.	Males.	Females.	Males.	Females.	Both sexes.	Males.	Females.	Males.	Females.	Both sexes.				
343	344	345	346	347	348	349	350	351	352	353	354	355	356	357				
1	GANJAM ...	422	161	...	...	1,877	...	...	...	35	429	161	...	...	1,929			
2	AGENCY, GANJAM ...	...	...	...	...	...	...	...	...	...	...	...	...	...	...			
3	VIZAGAPATAM ...	329	245	...	...	334	...	...	...	3	535	294	...	...	755			
4	AGENCY, VIZAGAPATAM.	109	1	...	...	47	25	3	...	43	169	34	...	...	111			
5	GÓDÁVARI ...	47	...	...	...	73	1	...	...	6	159	4	...	...	335			
6	AGENCY, GÓDÁVARI ...	1	...	...	...	3	...	...	...	...	1	...	...	...	3			
7	KISTNA ...	87	7	...	...	81	2	...	...	16	286	26	...	...	367			
8	NELLORE ...	2	8	...	...	91	1	...	...	...	417	224	...	...	831			
9	CUTTAPAH ...	3	2	...	...	11	34	9	...	48	629	139	...	...	882			
10	KURNOOL ...	5	...	...	...	14	1	...	...	...	229	45	...	...	239			
11	BELLARY ...	1	...	...	...	10	...	...	...	...	8	...	...	...	13			
12	ANANTAPUR ...	3	...	...	...	7	9	3	...	8	139	14	...	...	201			
13	MADRAS ...	39	4	...	...	93	2	4	...	14	92	17	...	...	339			
14	CHINGLEPUT ...	206	9	...	...	233	6	...	...	3	1,548	488	...	...	4,280			
15	NORTH ARCOT ...	248	6	...	...	208	58	17	...	61	2,349	88	...	...	5,373			
16	SALEM ...	96	18	...	...	93	156	54	...	136	3,043	1,963	...	...	2,673			
17	COIMBATORE ...	5	3	...	...	10	2	...	...	11	4,779	1,879	...	...	6,705			
18	NILGIRIS ...	23	15	...	...	17	...	...	...	...	11,846	6,534	...	...	4,820			
19	SOUTH ARCOT ...	38	29	...	...	93	77	5	...	67	1,877	135	...	...	4,424			
20	TANJORE ...	11	1	...	...	26	77	2	...	95	3,913	77	...	...	9,487			
21	TRICHINOPOLY ...	107	...	...	...	90	...	...	...	1	2,729	170	...	...	4,533			
22	MADRAS ...	47	...	...	...	70	...	70	...	292	7,975	3,128	...	...	11,594			
23	TINNEVELLY ...	47	2	...	...	52	...	6	...	22	5,204	614	...	...	9,447			
24	MALABAR ...	173	69	...	...	247	95	72	...	154	9,629	4,037	...	...	11,637			
25	SOUTH CANARA ...	30	46	...	...	40	253	376	...	378	3,917	1,864	...	...	5,936			
Total, British Terry.		2,082	626	...	...	3,820	799	621	...	1,393	61,902	21,935	...	...	86,914			
26	PUDUKKÓTTAI ...	...	...	...	...	...	1	...	...	1	88	29	...	...	209			
27	BANGANAPALLE ...	1	...	...	...	1	...	...	...	...	25	...	...	...	25			
28	SANDER ...	...	...	...	...	...	...	...	...	...	...	...	...	...	...			
Total, Feudatories.		1	...	...	...	1	1	...	...	1	113	29	...	...	234			
Grand Total		2,083	626	...	...	3,821	800	621	...	1,394	62,015	21,964	...	...	87,148			
29	BELLARY CITY ...	...	...	...	...	8	...	...	...	...	15	1	...	...	8			
30	CALEUT CITY ...	...	...	...	...	...	...	...	...	10	68	4	...	...	73			
31	COIMBATORE CITY ...	...	...	...	...	...	...	...	...	...	3	...	...	...	129			
32	CUTTALORE CITY ...	...	...	...	...	5	...	...	...	...	...	...	...	...	21			
33	KUMRAKÓNAM CITY ...	8	1	...	...	6	...	...	...	...	161	4	...	...	392			
34	MADRAS CITY ...	39	4	...	...	93	2	4	...	14	92	17	...	...	339			
35	MADRAS CITY ...	25	...	...	...	55	...	...	...	...	126	...	...	...	281			
36	NEGAPATAM CITY ...	...	...	...	...	...	...	...	...	...	7	...	...	...	16			
37	SALEM CITY ...	...	...	...	...	...	...	...	...	...	258	51	...	...	462			
38	TANJORE CITY ...	...	...	...	...	5	21	1	...	34	32	1	...	...	55			
39	TRICHINOPOLY CITY ...	...	...	...	...	...	...	...	...	...	1,105	21	...	...	2,013			
Total, Cities		72	5	...	...	172	23	5	...	58	1,857	99	...	...	3,789			
Total Workers and Dependents in the Presidency.		6,530					2,815					171,127						

Table XV.

OCCUPATIONS.  
V. Agriculture.

237

XV.

—continued.

AND AGRICULTURE—cont.

Agriculture—cont.

## Sub-order 13.—Agricultural Training and Supervision and Forests.

54. DIRECTORS OF AGRICULTURE AND THEIR STAFF.					55. AGRICULTURAL CHEMISTS AND EXPERTS.					56. AGENTS AND MANAGERS OF LANDED ESTATES (NOT PLANTERS).					57. CLERKS, BAILIFFS, PETTY RENT COLLECTORS, &c.					58. FOREST OFFICERS.					NUMBER.		
Actual workers.					Actual workers.					Actual workers.					Actual workers.					Actual workers.							
Total.		Partially Agri- culturist.		Dependents.	Total.		Partially Agri- culturist.		Dependents.	Total.		Partially Agri- culturist.		Dependents.	Total.		Partially Agri- cultur- ist.		Dependents.	Total.		Partially Agri- cultur- ist.		Dependents.			
Males.	Females.	Males.	Females.		Males.	Females.	Males.	Females.		Males.	Females.	Males.	Females.		Males.	Females.	Males.	Females.		Males.	Females.	Males.	Females.			Males.	Females.
358	359	360	361	362	363	364	365	366	367	368	369	370	371	372	373	374	375	376	377	378	379	380	381	382			
					1				3	41				105	7,345	59			16,797	2				7	1		
															1,558				3,251						2		
										35				189	3,164	71			7,542	1					42	3	
														6	935	6			2,069							4	
										52				137	1,887	29			4,572							5	
				3						1				1	228	1			618	3					3	6	
										29				56	2,350				5,325	3					16	7	
										74				215	3,335	8			7,259	3					3	8	
															6	1			12	2					2	9	
				9															15	3					3	10	
									1						8				13	1						11	
										1					47				82							12	
										25				113	43				182	2					17	13	
1				2	1					24				33	776	6			1,540							14	
				1						43				161	2,332	14			5,133	4						9	15
										36				151	644				1,050	4						8	16
					1					1				5	144				259	8						5	17
										15				4	1				3	2						9	18
										31				32	244				377	3						8	19
										52				96	438	1			711							9	20
				2						312				103	876				1,728	7						5	21
										37				693	2,454	68			4,719	1						13	22
										575				188	1,429	2			2,281							23	23
										5				762	920				1,326	2						7	24
														12	62				115	1						5	25
1				17	3				4	1,394				3,062	31,226	266			66,979	52					171		
										3				14	117				223						11	26	
															20				30						3	27	
																			1							28	
										3				14	137				253	1					14		
1				17	3				4	1,397				3,076	31,363	266			67,232	53					185		
									1						5				7	1						29	
										21				79	7				64							30	
					1										3				6	4						31	
															35				55	2						4	32
															3				39							33	
1				2	1					25				113	43				182	2					17	34	
										24				80	38	1			102						3	35	
															1											36	
															1				13							37	
										4				17	10				51						9	38	
										7				27	2				7	7					5	39	
1				2	2				1	81				321	148	1			526	16					42		
18					7					4,473					98,861					238							



Table XV.

OCCUPATIONS.  
V. Agriculture.

238

TABLE  
Occupations

NUMBER.		DISTRICT, STATE OR CITY.		CLASS B.—PASTURE														
				Order V.—Agriculture—concl'd.														
				Sub-order 13.—Agricultural Training and Supervision and Forests—concl'd.										Total Order V.				
				59. FOREST RANGERS, GUARDS, PEONS.					Total Sub-order 13.									
				Actual workers.				Dependents.	Actual workers.				Dependents.	Actual workers.				Dependents.
				Total.		Partially Agri- culturist.			Total.		Partially Agri- culturist.			Total.		Partially Agriculturist.		
				Males.	Females.	Males.	Females.	Both sexes.	Males.	Females.	Males.	Females.	Both sexes.	Males.	Females.	Males.	Females.	Both sexes.
383	384	385	386	387	388	389	390	391	392	393	394	395	396	397				
1	GANJAM ...	201	...	...	...	431	7,590	59	...	...	17,343	345,624	295,172	...	...	454,749		
2	AGENCY, GANJAM ...	8	...	...	...	6	1,566	...	...	...	3,257	76,114	40,665	...	...	134,028		
3	VIZAGAPATAM ...	161	...	...	...	186	3,301	71	...	...	7,959	478,172	438,485	...	...	514,401		
4	AGENCY, VIZAGAPATAM.	68	...	...	...	103	1,003	6	...	...	2,178	206,452	104,008	...	...	388,600		
5	GÓDÁVARI ...	124	...	...	...	240	2,063	29	...	...	4,952	447,892	251,841	...	...	756,418		
6	AGENCY, GÓDÁVARI ...	100	...	...	...	212	332	1	...	...	834	37,503	16,560	...	...	77,685		
7	KISTNA ...	254	...	...	...	611	2,636	...	...	...	6,008	474,558	283,527	...	...	720,614		
8	NELLORE ...	206	...	...	...	333	3,678	8	...	...	7,810	320,985	245,946	...	...	393,137		
9	CUDDAPAH ...	338	...	...	...	688	346	1	...	...	691	303,878	234,886	...	...	381,036		
10	KURNOOL ...	610	...	...	...	1,220	613	...	...	...	1,238	201,496	174,198	...	...	249,953		
11	BELLARY ...	123	...	...	...	196	132	...	...	...	210	216,059	162,822	...	...	289,916		
12	ANANTAPUR ...	169	...	...	...	261	217	...	...	...	343	177,593	145,878	...	...	221,461		
13	MADRAS ...	15	...	...	...	85	87	...	...	...	399	5,174	895	...	...	10,547		
14	CHINGLEPUT ...	105	...	...	...	267	905	6	...	...	1,841	275,341	156,543	...	...	447,402		
15	NORTH ARCOT ...	412	...	...	...	839	2,791	14	...	...	6,142	519,058	376,808	...	...	735,085		
16	SALEM ...	353	...	...	...	723	1,037	...	...	...	1,932	533,817	515,377	...	...	881,013		
17	COIMBATORE ...	363	...	...	...	757	517	...	...	...	1,026	447,622	378,313	...	...	599,117		
18	NILGIRIS ...	112	...	...	...	133	120	...	...	...	149	24,864	17,761	...	...	25,031		
19	SOUTH ARCOT ...	237	...	...	...	517	499	...	...	...	934	580,740	397,554	...	...	912,106		
20	TANJORE ...	42	...	...	...	64	511	1	...	...	882	429,006	287,617	...	...	749,697		
21	TRICHINOPOLY ...	159	...	...	...	385	1,094	...	...	...	2,221	329,795	280,711	...	...	451,204		
22	MADURA ...	169	...	...	...	356	2,936	68	...	...	5,781	646,125	639,104	...	...	796,196		
23	TINNEVELLY ...	190	...	...	...	294	1,656	2	...	...	2,763	408,551	328,566	...	...	622,773		
24	MALABAR ...	112	...	...	...	208	1,609	...	...	...	2,363	467,828	356,488	...	...	910,830		
25	SOUTH CANARA ...	161	...	...	...	196	229	...	...	...	328	259,403	263,540	...	...	529,094		
Total, British Terry.		4,792	...	...	...	9,351	37,468	266	...	...	79,584	8,213,643	6,390,577	...	...	11,752,202		
26	PUDUKKÓTTAI ...	79	...	...	...	98	199	...	...	...	346	87,939	96,137	...	...	102,462		
27	BANGANAPALLE ...	...	...	...	...	...	20	...	...	...	30	6,492	4,769	...	...	8,631		
28	SANDUR ...	20	...	...	...	40	21	...	...	...	43	2,545	1,886	...	...	3,584		
Total, Feudatories.		99	...	...	...	138	240	...	...	...	419	96,976	102,792	...	...	114,727		
Grand Total		4,891	...	...	...	9,489	37,708	268	...	...	80,003	8,310,619	6,493,369	...	...	11,866,929		
29	BELLARY CITY ...	12	...	...	...	45	18	...	...	...	53	1,206	321	...	...	2,306		
30	CALICUT CITY ...	2	...	...	...	17	30	...	...	...	160	2,098	475	...	...	5,930		
31	COIMBATORE CITY ...	32	...	...	...	106	40	...	...	...	116	1,551	586	...	...	4,054		
32	CUDDALORE CITY ...	11	...	...	...	27	48	...	...	...	89	4,279	2,317	...	...	8,195		
33	KUMHAKÓNAM CITY ...	...	...	...	...	3	3	...	...	...	44	2,413	545	...	...	7,094		
34	MADRAS CITY ...	15	...	...	...	85	87	...	...	...	399	5,174	898	...	...	10,547		
35	MADURA CITY ...	9	...	...	...	34	71	1	...	...	219	5,600	1,024	...	...	9,682		
36	NEGAPATAM CITY ...	...	...	...	...	...	1	...	...	...	...	910	222	...	...	2,245		
37	SALEM CITY ...	25	...	...	...	41	26	...	...	...	54	2,422	1,228	...	...	4,781		
38	TANJORE CITY ...	2	...	...	...	11	16	...	...	...	88	1,731	620	...	...	4,678		
39	TRICHINOPOLY CITY ...	11	...	...	...	24	27	...	...	...	63	3,581	614	...	...	9,030		
Total, Cities		119	...	...	...	393	367	1	...	...	1,285	29,095	8,850	...	...	67,942		
Total Workers and Dependents in the Presidency.		14,380					117,977					26,670,917						



Table XV.

OCCUPATIONS.  
VI. Personal, Household  
and Sanitary Services.

239

XV.

—continued.

AND AGRICULTURE— <i>conold.</i>					CLASS C.—PERSONAL SERVICES.																	
TOTAL CLASS B.					Order VI.—Personal, Household, and Sanitary Services.																	
					Sub-order 14.—Personal and Domestic Servants.																	
					60. BARBERS.					61. COOKS.					62. DOOR-KEEPERS, ETC.							
Actual workers.				Dependents.	Actual workers.				Dependents.	Actual workers.				Dependents.	Actual workers.				Dependents.	NUMBER.		
Total.		Partially Agri-culturist.			Total.		Partially Agri-culturist.			Total.		Partially Agri-culturist.			Total.		Partially Agri-culturist.					
Males.	Females.	Males.	Females.		Males.	Females.	Males.	Females.		Males.	Females.	Males.	Females.		Males.	Females.	Males.	Females.			Males.	Females.
398	399	400	401	402	403	404	405	406	407	408	409	410	411	412	413	414	415	416	417			
362,679	297,003	1,237	122	466,570	5,240	15	1,536	7	8,060	615	136	24	2	764	43	...	4	...	184	1		
79,140	41,601	144	55	138,714	90	...	21	...	186	52	3	2	...	4	...	...	...	...	...	2		
500,159	442,715	1,875	589	526,479	7,396	...	2,677	...	9,373	680	360	29	6	1,278	1	...	...	...	7	3		
212,906	104,793	61	19	399,236	266	...	16	...	405	85	23	3	...	131	2	...	...	...	8	4		
470,952	252,536	307	6	762,657	4,445	...	1,246	...	8,342	705	304	10	1	727	1	...	...	...	1	5		
38,072	16,595	17	...	78,261	161	...	33	...	335	29	...	1	...	13	...	...	...	...	...	6		
498,432	286,151	1,449	277	733,301	4,220	...	1,206	...	6,845	499	224	26	5	529	2	4	...	...	28	7		
351,754	249,440	715	74	492,826	3,316	...	1,080	...	4,458	364	284	37	7	440	...	15	...	...	5	8		
324,580	240,156	804	246	392,228	3,109	...	858	...	4,545	265	148	3	2	223	...	...	...	...	1	9		
210,877	178,911	593	167	256,700	1,356	...	478	...	1,652	156	78	3	2	121	...	...	...	...	...	10		
223,478	164,093	329	57	293,280	1,385	1	364	1	2,194	402	155	12	...	467	4	...	...	...	2	11		
191,623	148,027	316	55	227,810	1,023	...	284	...	2,769	305	95	9	...	281	...	...	...	...	...	12		
5,825	953	3	...	11,882	1,305	...	1	...	2,353	2,232	1,239	33	...	3,031	10	...	...	...	14	13		
302,172	158,427	193	15	452,189	2,923	...	377	...	5,895	571	341	13	...	831	11	...	...	...	12	14		
543,690	380,623	930	113	746,785	4,271	65	990	5	7,209	497	168	38	1	507	...	...	...	...	...	5		
549,592	520,120	395	30	597,946	4,540	163	847	9	6,963	442	167	21	2	395	48	15	1	2	41	16		
462,539	378,115	120	14	608,032	7,519	...	517	...	12,947	594	277	14	2	621	27	2	...	...	43	17		
25,696	17,795	22	...	25,739	105	...	2	...	142	575	27	4	...	1,075	17	...	...	...	12	18		
605,725	399,465	501	22	918,819	4,544	57	1,238	11	8,257	437	298	27	7	324	7	8	...	1	8	19		
452,490	290,148	171	14	754,899	5,624	38	835	...	11,043	1,724	516	111	1	1,856	63	2	1	...	88	20		
351,674	294,908	976	14	456,997	3,551	...	1,425	...	6,398	764	170	33	2	1,140	209	15	15	...	308	21		
671,852	612,548	161	13	802,611	5,620	122	670	16	8,871	1,228	414	49	3	919	36	...	5	...	33	22		
429,116	330,215	831	57	635,654	5,683	9	764	2	10,351	1,091	647	61	...	1,618	33	...	7	...	29	23		
476,420	355,883	114	1	914,354	6,169	2,003	550	104	11,198	3,384	3,301	29	4	2,411	2	...	...	...	1	24		
265,983	231,472	30	5	329,541	1,283	71	270	3	1,691	1,226	2,067	17	4	880	15	7	1	...	2	25		
8,607,396	6,444,653	12,347	1,966	11,921,480	86,044	2,532	18,285	158	142,432	19,012	11,582	609	51	21,046	531	68	34	3	832			
91,706	97,157	111	5	103,825	931	...	529	...	1,361	229	52	14	1	214	104	...	25	...	71	26		
6,858	4,867	13	...	8,981	72	...	17	...	97	11	20	...	...	27	...	...	...	...	...	27		
2,619	1,894	1	...	3,600	21	...	6	...	21	9	9	...	...	13	4	...	...	...	12	28		
101,183	103,918	125	5	116,406	1,024	...	552	...	1,479	249	81	14	1	254	108	...	25	...	83			
8,703,579	6,548,571	12,472	1,971	12,037,886	87,068	2,532	18,837	158	143,911	19,261	11,663	623	52	21,900	629	68	59	3	915			
1,320	333	3	...	2,538	146	...	1	...	290	302	106	8	...	400	...	...	...	...	...	29		
2,143	475	...	...	6,056	248	48	4	...	435	504	349	4	...	367	...	...	...	...	...	30		
1,691	603	...	...	4,314	175	...	...	...	409	119	35	...	...	234	6	...	...	...	...	31		
4,635	2,337	3	...	8,363	140	...	9	...	287	99	66	7	...	126	1	...	...	...	...	32		
2,642	549	...	...	7,246	185	...	...	...	362	172	56	7	...	146	11	...	...	...	4	33		
5,825	953	3	...	11,882	1,305	...	1	...	2,353	2,232	1,239	33	...	3,931	10	...	...	...	14	34		
3,827	1,021	2	...	9,467	245	...	3	...	488	187	69	11	...	169	...	...	...	...	...	35		
1,026	228	...	...	2,331	169	...	1	...	308	137	77	3	...	230	...	...	...	...	...	36		
2,577	1,255	5	...	5,028	109	...	...	...	229	91	14	3	...	71	...	...	...	...	...	37		
1,893	633	1	...	4,862	154	...	4	...	403	180	82	4	...	226	10	...	...	...	12	38		
3,800	624	6	...	9,328	222	...	4	...	461	327	89	8	...	695	149	1	13	...	207	39		
31,379	9,014	23	...	71,415	3,098	48	27	...	6,025	4,350	2,182	88	...	6,604	187	1	13	...	237			
27,295,036					233,511					52,824					1,622							



Table XV.

OCCUPATIONS.  
VI. Personal, Household  
and Sanitary Services.

240

TABLE  
Occupations

NUMBER.	DISTRICT, STATE OR CITY.	CLASS C.—PERSONAL																			
		Order VI.—Personal, Household																			
		Sub-order 14.—Personal and																			
		63. GROOMS, COACHMEN, DOG-BOYS, ETC.					64. IN-DOOR SERVANTS.					65. WASHERMEN.					66. WATER CARRIERS.				
		Actual workers.					Actual workers.					Actual workers.					Actual workers.				
		Total.		Parti- cially Agri- cultur- ist.	Dependents.		Total.		Parti- cially Agri- cultur- ist.	Dependents.		Total.		Parti- cially Agri- cultur- ist.	Dependents.		Total.		Parti- cially Agri- cultur- ist.	Dependents.	
		Males.	Females.	Males.	Females.	Both sexes.	Males.	Females.	Males.	Females.	Both sexes.	Males.	Females.	Males.	Females.	Both sexes.	Males.	Females.	Males.	Females.	Both sexes.
		418	419	420	421	422	423	424	425	426	427	428	429	430	431	432	433	434	435	436	437
1	GANJAM ...	375	1	5		637	2,551	1,291	415	38	3,213	9,959	11,898	2,865	1,699	10,982	211	145	12		391
2	AGENCY, GANJAM ...	15				9	51	34	8		73	217	157	26	18	277	26	5	4		39
3	VIZAGAPATAN ...	578	3	3		1,245	570	1,744	19	26	1,649	17,919	18,863	4,507	2,540	16,001	285	553	13	15	702
4	AGENCY, VIZAGAPATAN ...	260	9	2		403	394	352	3		1,693	708	627	53	18	1,168	46	46			111
5	GODAVARI ...	347		2		704	928	1,710	7	16	1,983	15,242	16,446	3,573	633	17,762	350	170	11	5	637
6	AGENCY, GODAVARI ...	24				26	22	85	1		40	709	612	214	36	929	9	1			18
7	KISTNA ...	291	3	6		534	521	1,034	10	9	1,140	16,766	15,470	4,392	1,702	16,141	260	78	7	1	385
8	NELLORE ...	183		7		335	629	1,126	22	10	985	12,966	11,868	3,207	1,243	11,905	394	50	88	1	320
9	CUDDAPAH ...	96		1		92	119	225	1	2	172	9,314	8,202	1,877	745	9,756	99	90	1	5	124
10	KURNOOL ...	111				148	167	102	8	1	207	5,909	5,620	1,481	623	6,243	92	42	3		123
11	BELLARY ...	489	3	1		1,085	964	366	7	9	1,230	2,982	3,530	667	334	3,884	409	248	11		427
12	ANANTAPUR ...	27	1			60	170	167	1		333	4,402	3,791	486	106	4,843	194	33	2		149
13	MADRAS ...	2,876		4		6,848	3,741	3,430	16	1	7,913	1,313	620			2,646	307	875	7		1,116
14	CHINGLEPUT ...	335		2		845	506	1,088	4	2	1,287	6,265	5,295	435	78	7,258	94	210			279
15	NORTH ARCOT ...	203		11		406	271	850	10	9	801	9,139	8,376	1,348	511	11,340	70	109	1		213
16	SALEM ...	399		11		398	540	652	105	8	885	8,094	8,244	969	437	8,642	233	160	58		288
17	COIMBATORE ...	434	2	3		696	372	1,040	1	8	866	9,491	8,356	242	67	11,678	89	311	5		287
18	NILGIRIS ...	655		6		1,044	1,026	429	4		1,883	318	170	4	1	542	144	210	1		349
19	SOUTH ARCOT ...	160	1	2		185	323	725	44	14	793	7,710	6,357	1,387	429	10,063	23	46	2		44
20	TANJORE ...	562		15		828	681	2,289	26	10	1,572	5,298	4,124	579	307	7,493	56	184			181
21	TACHINOPOLY ...	203	5	2		320	199	698	1	3	653	4,912	4,849	1,204	383	5,933	43	154	2		157
22	MADURA ...	297	15	8		538	495	591	9	24	1,227	11,270	10,990	746	343	12,355	216	258	8		357
23	TINNEVELLY ...	155		4		346	200	250	5	2	916	8,804	8,138	583	164	9,841	138	372	16	2	369
24	MAJABAR ...	185	1	3		221	4,687	7,575	63	69	4,522	5,269	12,333	250	112	7,774	221	75	3		417
25	SOUTH CANARA ...	247	7	3		71	491	1,443	4	7	754	740	1,090	131	81	1,003	57	115	1	1	84
Total, British Terry.		9,498	51	101		17,824	20,618	29,296	794	268	36,790	175,716	175,526	31,226	12,610	200,066	4,066	4,538	250	30	7,567
26	PUDUKOTTAL ...	21				40	214	209	41		263	1,412	1,495	290	223	1,404	9	20	1		15
27	BANGANAPALLE ...	37		1		60	34	30	1		50	211	217	62	15	166	14	2			19
28	SANDUR ...	6				10	4	18			10	41	52	13		53	8				7
Total, Feudatories.		64		1		110	252	257	42		323	1,664	1,764	355	238	1,623	31	22	1		41
Grand Total		9,562	51	102		17,934	20,870	29,553	836	268	37,113	177,380	177,290	31,581	12,848	201,689	4,097	4,560	251	30	7,608
29	BELLARY CITY ...	445		1		1,055	839	174	4	2	1,122	220	220			276	255	37	10		355
30	CALICUT CITY ...	11		1		11	763	1,006	10	2	939	143	181	4	1	179	60	11			93
31	COIMBATORE CITY ...	63				134	131	230		3	369	154	120			279		47			58
32	CUDDALORE CITY ...	74				91	123	179		2	363	136	144		1	164	8	14			12
33	KUMBakonAN CITY ...	128		2		109	36	148			95	76	56			106	2	3			11
34	MADRAS CITY ...	2,876		4		6,848	3,741	3,430	16	1	7,913	1,313	620			2,646	307	873	7		1,116
35	MADURA CITY ...	74	6			130	229	172	8		438	230	173	21	4	395	12	35			45
36	NEGAPATAN CITY ...	109				203	136	200			222	99	77	2		207	14	86			63
37	SALEM CITY ...	48				128	23	180			188	134	106	3		196	28	30	1		65
38	TANJORE CITY ...	105				171	147	192			282	122	98	2	1	237	11	22			29
39	TACHINOPOLY CITY ...	148				215	188	77	1		489	269	178	3		406	29	121	1		121
Total, Cities		4,081	6	8		8,895	6,355	5,988	39	10	12,450	2,896	1,973	35	7	5,181	726	1,279	19		1,908
Total Workers and Dependents in the Presidency.		27,547					87,536					556,359					16,265				



Table XV.  
OCCUPATIONS.  
VI. Personal, Household  
and Sanitary Services.

241

XV.  
—continued.

SERVICES—cont.

and Sanitary Services—cont.

Domestic Servants—contd.

Domestic Servants— <i>contd.</i>															Sub-order 15.—Non-domestic Entertainment.											
67. SHAMPOOERS.					68. MISCELLANEOUS AND UNSPECIFIED.					Total Sub-order 14.					69. HOTEL, LODGING-HOUSE, BAR, OR REFRESHMENT ROOM-KEEPERS.					70. REST-HOUSE, SERAL, BATH-HOUSE, ETC., OWNERS AND MANAGERS.						
Actual workers.					Actual workers.					Actual workers.					Actual workers.					Actual workers.						
Total.		Partially Agricultural.			Dependents.	Total.		Partially Agricultural.			Dependents.	Total.		Partially Agricultural.			Dependents.	Total.		Partially Agricultural.			Dependents.			
Males.	Females.	Males.	Females.	Both sexes.		Males.	Females.	Males.	Females.	Both sexes.		Males.	Females.	Males.	Females.	Both sexes.		Males.	Females.	Males.	Females.	Both sexes.				
438	439	440	441	442	443	444	445	446	447	448	449	450	451	452	453	454	455	456	457	458	459	460	461	462	NUMBER.	
14	1	1	...	30	610	271	17	...	892	19,618	13,758	4,879	1,746	25,153	148	94	5	1	286	1	...	...	...	...	1	
...	...	...	...	...	4	3	...	...	3	455	202	61	18	541	...	...	...	...	...	...	...	...	...	...	2	
4	...	...	...	4	2,305	414	117	16	2,943	29,738	21,437	7,365	2,603	33,802	79	63	4	...	180	3	...	1	...	28	3	
...	...	...	...	...	2,484	83	25	...	2,591	4,245	1,140	102	18	6,510	...	2	...	...	...	...	...	...	...	...	4	
2	...	...	...	...	1,023	372	20	3	1,920	23,043	19,002	4,869	658	32,076	92	224	2	1	399	4	...	1	...	76	5	
...	...	...	...	...	15	...	...	...	70	969	698	249	36	1,431	...	7	...	...	9	...	...	...	...	...	6	
...	...	...	...	...	560	298	37	2	1,003	23,128	17,111	5,684	1,719	29,605	199	421	17	8	587	3	...	...	...	...	7	
3	1	1	...	2	280	20	27	4	465	18,144	13,464	4,469	1,265	18,915	141	405	13	6	391	...	...	...	...	1	8	
...	...	...	...	...	656	133	14	3	1,049	13,658	8,798	2,755	757	15,962	60	71	5	1	140	...	1	...	...	...	9	
1	1	...	...	1	98	2	4	...	142	7,890	5,845	1,977	626	8,637	50	66	2	2	87	...	...	...	...	...	10	
...	...	...	...	...	277	8	9	...	396	6,993	4,311	1,071	344	9,685	37	24	1	...	73	...	...	...	...	...	11	
...	...	...	...	...	276	104	2	1	410	7,297	4,191	784	107	8,845	10	6	...	...	23	3	...	1	...	2	12	
71	1	2	...	89	4,105	544	33	...	8,445	15,980	6,707	96	1	33,155	219	84	17	...	600	8	...	...	...	...	21	
17	2	...	...	34	808	305	32	2	2,186	11,530	7,241	863	82	18,627	53	32	15	...	111	10	2	1	...	37	14	
8	...	...	...	36	806	125	49	...	1,406	15,265	9,693	2,447	526	22,022	101	153	10	3	256	22	8	2	...	72	15	
2	...	...	...	1	554	158	38	3	681	14,852	9,539	2,050	461	18,294	65	85	2	2	206	...	...	...	...	...	1	16
8	2	1	...	20	386	171	5	...	562	18,920	10,161	788	77	27,718	232	123	14	...	705	22	3	...	...	...	31	17
...	...	...	...	...	634	11	10	...	462	3,474	847	31	1	5,509	17	31	...	...	60	...	...	...	...	...	1	18
10	...	...	...	14	142	85	37	1	848	13,656	7,577	2,737	463	20,606	59	55	12	...	217	14	1	4	...	40	19	
...	...	...	...	2	932	240	23	...	2,994	14,940	7,421	1,690	318	26,057	243	202	43	2	794	101	1	12	...	251	20	
19	...	2	...	4	380	152	15	1	674	10,280	6,043	2,699	389	15,587	81	79	7	2	282	36	2	1	...	46	21	
...	...	...	...	1	1,218	284	43	10	1,855	20,380	12,674	1,538	396	26,156	444	385	21	10	1,204	33	...	9	...	103	22	
...	...	...	...	...	637	262	45	8	875	16,741	9,678	1,479	178	24,345	359	280	32	1	783	24	5	3	...	259	23	
...	...	...	...	...	723	69	16	...	919	20,640	25,357	914	289	27,463	341	600	13	2	1,002	18	1	1	...	49	24	
...	...	...	...	...	1,069	923	25	4	877	5,128	5,743	452	100	5,362	141	97	3	2	323	1	...	...	...	...	1	25
159	8	7	...	238	21,300	5,037	643	58	34,668	356,944	228,638	51,949	13,178	462,063	3,172	3,589	238	43	8,908	303	24	36	...	1,018	...	
...	...	...	...	...	109	24	10	1	129	3,029	1,800	900	225	3,497	40	26	4	2	100	10	...	3	...	11	26	
...	...	...	...	...	70	8	...	...	323	449	277	81	15	742	...	2	...	...	...	...	...	...	...	...	27	
...	...	...	...	...	16	...	...	...	8	109	79	19	...	134	...	...	...	...	...	...	...	...	...	...	28	
...	...	...	...	...	195	32	10	1	460	3,587	2,156	1,000	240	4,373	40	28	4	2	100	10	...	3	...	11	...	
159	8	7	...	238	21,495	5,069	653	59	35,128	340,531	230,794	52,949	13,418	466,436	3,212	3,617	242	45	8,908	313	24	39	...	1,029	...	
...	...	...	...	...	2	...	...	...	270	2,209	537	24	2	3,777	26	10	...	...	45	...	...	...	...	...	29	
...	...	...	...	...	92	...	7	...	267	1,921	1,596	30	3	2,291	37	39	4	...	124	...	...	...	...	...	30	
3	...	1	...	6	75	16	1	...	207	726	448	2	3	1,726	16	21	2	...	133	1	...	...	...	5	31	
6	...	...	...	12	14	5	...	...	46	601	408	16	3	1,101	9	10	2	...	24	3	...	...	...	23	32	
...	...	...	...	...	09	12	...	...	132	679	275	9	...	965	40	22	8	...	72	5	1	...	...	13	33	
71	1	2	...	89	4,105	544	33	...	8,445	15,960	6,707	96	1	33,155	219	84	17	...	600	8	...	...	...	21	34	
...	...	...	...	...	6	...	...	...	6	993	455	43	4	1,671	76	36	6	2	221	8	...	2	...	28	35	
...	...	...	...	...	67	1	2	...	150	731	441	8	...	1,385	30	19	5	1	135	...	...	...	...	...	36	
...	...	...	...	...	67	48	6	...	146	500	378	13	...	1,023	22	17	...	1	96	...	...	...	...	...	37	
...	...	...	...	...	418	99	10	...	1,174	1,147	493	20	1	2,534	41	22	18	...	136	4	...	...	...	22	38	
...	...	...	...	...	188	59	3	...	451	1,520	525	33	...	3,136	30	32	...	1	149	...	...	...	...	...	39	
80	1	3	...	110	5,103	784	62	...	11,294	26,877	12,262	294	17	52,764	546	303	62	5	1,735	29	1	2	...	112	...	
405					61,692					1,037,761					15,737					1,366						



Table XV.

OCCUPATIONS.  
VI. Personal, Household  
and Sanitary Services.

242

TABLE  
Occupations

CLASS C.—

Order VI.—Personal, Household

Sub-order 16.—

Sub-order 15.—Non-Domestic Entertainment—concl'd.

NUMBER.		DISTRICT, STATE OR CITY.	Order VI.—Personal, Household																			
			Sub-order 15.—Non-Domestic Entertainment—concl'd.										Sub-order 16.—									
			71. CLUB SECRETARIES, MANAGERS, STEWARDS, ETC.					Total Sub-order 15.					72. SANITARY OFFICERS OF GOVERNMENT AND ESTABLISH- MENTS.					73. SANITARY INSPECTORS, LOCAL AND MUNICIPAL.				
			Actual workers.			Dependents.	Actual workers.			Dependents.	Actual workers.			Dependents.	Actual workers.			Dependents.				
			Total.		Partially Agri- culturist.		Total.		Partially Agri- culturist.		Total.		Partially Agri- culturist.		Total.		Partially Agri- culturist.					
			Males.	Females.			Males.	Females.			Both sexes.	Males.			Females.	Both sexes.			Males.	Females.	Both sexes.	
			463	464	465	466	467	468	469	470	471	472	473	474	475	476	477	478	479	480	481	482
1	GANJAM	4			4	153	94	5	1	290					8		2		14			
2	AGENCY, GANJAM																					
3	VIZAGAPATAM	25			36	108	83	5		244					3				19			
4	AGENCY, VIZAGAPATAM																					
5	GODAVARI	12			27	108	224	3	1	502					11				44			
6	AGENCY, GODAVARI					1	7			9												
7	KISTNA	7		1	2	209	421	18	8	589				2	20		4		42			
8	NELLORE	2				143	405	13	6	392	1				6		1		10			
9	CUDDAPAH	1				61	72	5	1	140	3			3	1		1		4			
10	KURNOOL	1			3	51	66	2	2	90					1				5			
11	BELLARY	4			5	41	24	1		78					16		3		32			
12	ANANTAPUR					13	6	1		25	7			12	3				1			
13	MADRAS	109	5	5	366	336	89	22		987	21		2	92	43		7		136			
14	CHINGLEPUT	1			1	64	34	16		139	2			7	13		1		36			
15	NORTH ARCOT					123	161	12	3	328					39		2		108			
16	SALEM	4			2	69	85	2	2	209					28		7		44			
17	COIMBATORE	10			24	264	126	14		780					8				17			
18	NILGIRIS	21			53	38	31			114					13				29			
19	SOUTH ARCOT	4			2	77	56	16		263				13	8		1		27			
20	TANJORE	15			27	359	293	55	2	1,072					42		6		146			
21	TRICHINOPOLY	10			26	127	81	8	2	354	1		1		25		4		65			
22	MADRAS	6			49	483	335	30	10	1,356				1	21		1		82			
23	TINNEVELLY	18			21	401	235	35	1	1,063					23		4		45			
24	MALABAR	18			58	377	601	14	2	1,199	2			3	27		1		77			
25	SOUTH CANARA	10			10	152	97	3	2	343	1				5				8			
Total, British Terry.		283	5	6	725	3,758	3,618	280	43	10,551	39		3	133	364		45		991			
26	PUDUKKOTTAI					50	26	7	2	111	1								2			
27	BANGANAPALLE																					
28	SANDUR																					
Total, Feudatories.						50	26	7	2	111	1								2			
Grand Total		283	5	6	725	3,808	3,646	287	45	10,662	40		3	133	364		45		993			
29	BELLARY CITY	3			5	29	10			50					10		2		17			
30	CALICUT CITY	13			37	50	39	4		161					4		1		11			
31	COIMBATORE CITY	9			24	26	21	2		162					6				4			
32	CUDDALORE CITY	4			2	16	10	2		49				13	2				13			
33	KUMBHAKONAM CITY					45	23	8		85					10		2		30			
34	MADRAS CITY	109	5	5	366	336	89	22		987	21		2	92	43		7		136			
35	MADRAS CITY	5			29	89	36	8	2	278					11				52			
36	NEGAPATAM CITY	4			5	34	10	5	1	140					7				27			
37	SALEM CITY	3			2	25	17		1	98					5		1		9			
38	TANJORE CITY	10			16	55	22	19		174					15		3		58			
39	TRICHINOPOLY CITY	10			25	40	32		1	174					16		3		52			
Total, Cities		170	5	5	511	745	309	69	5	2,358	31		2	105	129		19		409			
Total Workers and Dependents in the Presidency.		1,013				18,118					173					1,357						



Table XV.

OCCUPATIONS.  
VI. Personal, Household  
and Sanitary Services.

243

XV.

—continued.

PERSONAL SERVICES—cont.

and Sanitary Services—concl'd.

Sanitation.

74. SWEEPERS AND SCAVENGERS.					75. DUST AND SWEEPING CONTRACTORS.					Total Sub-order 16.					Total Order VI.					NUMBER.
Actual workers.				Dependents.	Actual workers.				Dependents.	Actual workers.				Dependents.	Actual workers.				Dependents.	
Total.		Partially Agri-culturist.			Total.		Partially Agri-culturist.			Total.		Partially Agri-cultu-rist.			Total.		Partially Agri-culturist.			
Males.	Females.	Males.	Females.		Males.	Females.	Males.	Females.		Males.	Females.	Males.	Females.		Males.	Females.	Males.	Females.		
483	484	485	486	487	488	489	490	491	492	493	494	495	496	497	498	499	500	501	502	
347	477	1	5	733	5	...	1	...	2	360	477	4	5	749	29,131	14,329	4,888	1,752	26,192	1
43	108	5	3	113	...	...	...	...	...	43	108	5	3	113	498	310	68	21	654	2
574	784	5	11	988	2	...	...	...	5	579	784	5	11	1,012	30,425	22,284	7,375	2,614	35,058	3
32	79	...	...	113	...	...	...	...	...	32	79	...	...	113	4,277	1,221	102	18	6,623	4
644	409	11	2	923	...	...	...	...	...	655	409	11	2	967	23,806	19,633	4,883	661	33,545	5
7	4	1	...	20	...	...	...	...	...	7	4	1	...	20	977	709	250	59	1,460	6
269	203	1	3	625	1	...	...	...	2	291	203	5	3	671	23,628	17,735	5,707	1,730	30,865	7
318	311	7	8	615	2	...	...	...	...	327	311	8	8	625	18,614	14,180	4,490	1,279	19,932	8
150	219	1	2	339	...	...	...	...	...	154	219	2	2	346	13,873	9,089	2,762	760	16,448	9
130	169	6	7	345	...	...	...	...	...	131	169	6	7	350	8,072	6,080	1,985	635	9,077	10
397	327	5	8	671	3	...	...	...	1	416	327	8	8	704	7,450	4,662	1,080	352	10,487	11
258	113	10	3	510	...	...	...	...	...	268	113	10	3	523	7,578	4,310	795	110	9,393	12
1,909	1,758	5	...	2,476	5	...	...	...	7	1,978	1,758	14	...	2,711	18,274	8,554	132	1	36,853	13
215	243	5	3	686	1	...	...	...	...	231	243	6	3	729	11,825	7,518	885	85	19,495	14
461	350	33	2	911	...	...	...	...	...	500	350	35	2	1,019	15,888	10,204	2,494	531	25,369	15
303	291	7	13	757	1	...	...	...	...	232	291	14	13	801	15,153	9,915	2,066	476	19,304	16
487	388	11	4	841	...	...	...	...	...	495	388	11	4	858	19,679	10,675	813	81	29,336	17
304	213	...	...	476	...	...	...	...	...	317	213	...	...	505	3,829	1,091	31	1	6,128	18
372	236	21	3	604	2	...	...	...	6	382	236	22	3	650	14,115	7,869	2,775	466	21,524	19
615	573	4	...	1,201	10	...	1	...	18	667	573	11	...	1,365	15,966	8,197	1,656	320	28,494	20
426	354	8	8	1,096	13	...	...	...	26	465	354	13	8	1,187	10,872	6,478	2,720	399	17,128	21
1,197	635	90	7	1,756	2	...	1	...	5	1,220	635	92	7	1,844	22,083	13,694	1,660	413	29,356	22
661	243	31	...	964	...	...	...	...	1	684	243	35	...	1,010	17,826	10,206	1,549	179	26,418	23
459	162	2	3	658	...	...	...	...	...	488	162	3	3	738	21,505	26,120	931	294	29,400	24
291	111	9	6	289	1	...	...	...	1	208	111	9	6	298	5,488	5,951	464	108	6,003	25
10,679	8,760	279	101	18,710	48	...	3	...	74	11,130	8,760	330	101	19,908	351,832	241,016	52,559	13,322	498,322	
212	37	53	...	188	...	...	...	...	...	213	37	53	...	190	3,292	1,863	960	227	5,798	26
2	4	...	...	11	...	...	...	...	...	2	4	...	...	11	451	283	81	15	753	27
9	4	...	...	8	...	...	...	...	...	9	4	...	...	8	118	83	19	...	142	28
223	45	53	...	207	...	...	...	...	...	224	45	53	...	209	3,861	2,229	1,060	242	4,693	
10,902	8,805	332	101	18,917	48	...	3	...	74	11,354	8,805	383	101	20,117	355,693	243,245	53,619	13,564	497,215	
235	194	...	...	407	...	...	...	...	...	245	194	2	...	424	2,423	721	26	2	4,251	29
137	24	2	...	191	...	...	...	...	...	141	24	3	...	202	2,012	1,658	37	3	2,654	30
80	74	...	...	152	...	...	...	...	...	86	74	...	...	156	838	543	4	3	2,044	31
105	47	...	...	135	...	...	...	...	2	107	47	...	...	163	724	465	18	3	1,313	32
117	64	...	...	177	...	...	...	...	2	127	64	2	...	209	851	362	19	...	1,259	33
1,909	1,758	5	...	2,476	5	...	...	...	7	1,978	1,758	14	...	2,711	18,274	8,554	132	1	36,853	34
245	106	...	...	361	2	...	1	...	4	258	106	1	...	417	1,330	597	52	6	2,366	35
118	56	...	...	220	...	...	...	...	3	125	56	...	...	250	890	507	13	1	1,775	36
15	...	1	...	80	1	...	...	...	...	21	...	2	...	89	546	395	15	1	1,210	37
137	82	1	...	238	5	...	1	...	7	157	82	5	...	303	1,359	597	43	1	3,011	38
274	297	...	7	820	2	...	...	...	11	292	297	3	7	883	1,852	855	36	8	4,193	39
3,373	2,702	9	7	5,257	15	...	2	...	36	3,537	2,702	32	7	5,807	31,159	15,273	395	29	60,929	
38,624					122					40,976					1,096,153					



Table XV.

OCCUPATIONS.  
VII. Food, Drink and  
Stimulants.

244

## TABLE

## Occupations

NUMBER.	DISTRICT, STATE OR CITY.	CLASS C.—PERSONAL SERVICES— <i>concd.</i>					CLASS D.— Order VII.—Food, Sub-order 17.—														
		TOTAL CLASS C.					76. BUTCHERS AND SLAUGHTERERS.					77. CHEESE MAKERS AND SELLERS.					78. COW AND BUFFALO KEEPERS, AND MILK AND BUTTER SELLERS.				
		Actual workers.				Dependents.	Actual workers.			Dependents.	Actual workers.			Dependents.	Actual workers.			Dependents.			
		Total.		Partially Agri- culturist.	Total.		Parti- ally Agricul- turist.	Dependents.	Total.		Parti- ally Agri- cultu- rist.	Dependents.	Total.		Parti- ally Agricul- turist.	Dependents.					
		Males.	Females.	Males.	Females.	Both sexes.	Males.	Females.	Males.	Females.	Both sexes.	Males.	Females.	Males.	Females.	Both sexes.	Males.	Females.	Males.	Females.	Both sexes.
		503	504	505	506	507	508	509	510	511	512	513	514	515	516	517	518	519	520	521	522
1	GANJAM ... ..	20,131	14,329	4,888	1,752	26,192	99	27	3	...	241	...	...	...	...	2,337	3,369	236	350	3,067	
2	AGENCY, GANJAM ...	498	310	66	21	654	...	...	...	...	1	...	...	...	...	40	110	11	29	51	
3	VIZAGAPATAM ... ..	30,425	22,284	7,375	2,614	35,058	319	80	1	...	664	...	...	...	...	298	525	22	13	512	
4	AGENCY, VIZAGAPATAM.	4,277	1,221	102	18	6,623	9	2	...	...	13	...	...	...	...	300	407	24	...	634	
5	GÓDÁVARI ... ..	23,806	19,635	4,883	661	33,545	425	49	9	...	1,057	...	...	...	...	676	2,048	25	34	1,392	
6	AGENCY, GÓDÁVARI ...	977	709	250	38	1,460	11	...	...	...	26	...	...	...	...	62	100	31	10	162	
7	KISTNA ... ..	23,628	17,735	5,707	1,730	30,865	295	40	8	...	608	...	...	...	...	688	1,653	113	174	1,243	
8	NELLORE ... ..	18,614	14,180	4,490	1,279	19,932	190	3	15	...	425	...	...	...	...	84	617	15	26	195	
9	CUTTAPAH ... ..	13,873	9,089	2,762	760	16,448	198	24	3	...	434	...	...	...	...	19	165	1	4	59	
10	KURNOOL ... ..	8,072	6,080	1,965	635	9,077	334	88	21	3	837	...	...	...	...	56	61	1	...	156	
11	BELLARY ... ..	7,450	4,632	1,080	352	10,467	688	175	36	3	1,563	...	...	...	...	492	436	28	8	858	
12	ANANTAPUR ... ..	7,578	4,310	795	110	9,393	182	48	3	...	453	...	...	...	...	77	82	...	...	155	
13	MADRAS ... ..	18,274	8,554	132	1	36,853	877	117	...	...	2,222	1	1	...	...	1,142	420	5	...	3,635	
14	CHINGLEPUT ... ..	11,825	7,518	895	85	19,495	304	14	5	...	748	...	...	...	...	940	1,184	184	32	2,106	
15	NORTH ARCOT ... ..	15,898	10,204	2,494	531	23,369	362	37	8	...	993	...	...	...	...	337	738	25	32	774	
16	SALEM ... ..	15,153	9,915	2,066	476	19,304	302	71	11	...	538	1	...	...	...	118	148	18	4	137	
17	COIMBATORE ... ..	19,679	10,675	813	81	29,336	232	29	3	...	632	4	...	...	...	39	791	3	12	178	
18	NILGIRIS ... ..	3,829	1,031	31	1	6,128	194	14	...	...	443	...	...	...	...	95	50	23	4	299	
19	SOUTH ARCOT ... ..	14,115	7,839	2,775	466	21,524	218	12	7	1	512	...	...	...	...	105	536	6	5	365	
20	TANJORE ... ..	15,968	8,197	1,656	320	23,494	720	76	20	2	2,004	...	...	...	...	322	1,963	3	10	1,283	
21	TRICHINOPOLY ... ..	10,872	6,478	2,720	399	17,128	316	42	8	...	894	...	...	...	...	262	354	10	22	775	
22	MADRAS ... ..	22,083	13,694	1,660	413	29,356	729	65	17	...	2,120	...	...	...	...	79	456	1	3	315	
23	TINNEVELLY ... ..	17,825	10,206	1,549	179	26,418	202	14	14	...	655	...	...	...	...	171	1,784	7	13	502	
24	MALABAR ... ..	21,505	26,120	931	294	29,400	417	14	61	1	1,205	...	...	...	...	532	795	31	10	1,262	
25	SOUTH CANARA ... ..	5,489	5,951	464	108	6,003	21	1	1	...	67	...	...	...	...	88	120	3	...	147	
Total, British Terry.		351,832	241,016	52,559	13,322	492,522	7,720	1,042	254	10	19,416	6	1	...	...	11	9,349	18,922	826	786	19,722
26	PEDURUKÓTTAI ... ..	3,292	1,863	960	227	3,798	103	21	11	...	198	...	...	...	...	14	91	2	1	49	
27	BANGANAPALLE ... ..	451	283	81	15	753	11	3	...	...	49	...	...	...	...	1	2	...	...	1	
28	SANDUR ... ..	118	83	19	...	142	4	...	...	...	7	...	...	...	...	9	10	...	...	18	
Total, Feudatories.		3,861	2,229	1,060	242	4,693	118	24	11	...	254	...	...	...	...	24	103	2	1	68	
Grand Total		355,693	243,245	53,619	13,564	497,215	7,838	1,066	265	10	19,669	6	1	...	...	11	9,373	19,025	828	787	19,790
29	BELLARY CITY ... ..	2,483	741	26	2	4,251	267	47	...	...	766	...	...	...	...	232	214	...	...	425	
30	CALICUT CITY ... ..	2,012	1,658	37	3	2,654	45	1	...	...	165	...	...	...	...	74	47	1	...	132	
31	COIMBATORE CITY ...	838	543	4	3	2,044	63	0	1	...	166	...	...	...	...	4	19	1	...	22	
32	CUTTAPAH CITY ... ..	724	465	18	3	1,313	28	2	...	...	69	...	...	...	...	36	76	3	2	106	
33	KUMBAKONAM CITY ...	851	362	19	...	1,259	46	1	1	...	120	...	...	...	...	71	175	...	...	212	
34	MADRAS CITY ... ..	18,274	8,554	132	1	36,853	877	117	...	...	2,222	1	1	...	...	1,142	420	5	...	3,635	
35	MADRAS CITY ... ..	1,330	597	52	6	2,366	121	9	1	...	334	...	...	...	...	32	75	...	...	112	
36	NEGAPATAM CITY ... ..	890	507	13	1	1,775	76	4	...	...	267	...	...	...	...	32	80	...	...	122	
37	SALEM CITY ... ..	546	395	15	1	1,210	69	17	1	...	102	...	...	...	...	2	22	...	1	10	
38	TANJORE CITY ... ..	1,359	597	43	1	3,011	92	7	2	...	268	...	...	...	...	113	137	2	1	332	
39	TRICHINOPOLY CITY ...	1,852	854	36	8	4,193	162	32	...	...	504	...	...	...	...	152	33	3	9	491	
Total, Cities		31,159	15,273	395	29	60,929	1,846	246	6	...	4,983	1	1	...	...	11	1,890	1,298	15	13	5,005
Total Workers and Dependents in the Presidency.		1,096,153					28,573					18					48,188				



**Table XV.**  
**OCCUPATIONS.**  
**VII. Food, Drink and Stimulants.**

XV.

—continued.

## PREPARATION AND SUPPLY OF MATERIAL SUBSTANCES.

## Drink and Stimulants.

## Provision of Animal Food.

79. FISHERMEN AND FISH CURERS.					80. FISH DEALERS.					81. FOWL AND EGG DEALERS.					82. GREEK PREPARERS AND SELLERS.					NUMBER.
Actual workers.				Dependents.	Actual workers.				Dependents.	Actual workers.				Dependents.	Actual workers.				Dependents.	
Total.		Partially Agriculturalist.			Total.		Partially Agriculturalist.			Total.		Partially Agriculturalist.			Total.		Partially Agriculturalist.			
Males.	Females.	Males.	Females.		Males.	Females.	Males.	Females.		Males.	Females.	Males.	Females.		Males.	Females.	Males.	Females.		
523	524	525	526	527	528	529	530	531	532	533	534	535	536	537	538	539	540	541	542	
6,820	442	744	155	5,883	6,319	15,966	479	948	15,154	9	6	1	...	7	210	180	23	2	262	1
...	...	...	...	...	154	66	8	8	259	13	3	...	...	28	...	2	...	...	...	2
6,453	502	291	32	6,407	3,844	9,789	318	686	6,532	32	4	...	...	34	218	106	11	4	441	3
13	63	...	...	82	356	340	2	2	649	...	2	...	...	...	128	68	1	2	188	4
7,586	657	285	30	9,486	2,539	8,908	164	196	10,750	30	42	2	1	58	172	215	13	38	445	5
66	25	...	...	103	153	70	...	7	185	...	...	...	...	...	1	6	...	...	7	6
1,669	36	343	...	2,269	2,514	2,461	440	297	5,356	4	1	...	...	7	278	91	25	45	551	7
3,836	1,342	173	14	4,688	1,832	3,726	315	227	4,164	9	3	...	...	13	159	55	9	1	341	8
130	5	24	2	134	179	106	8	4	331	8	...	...	...	4	161	52	21	2	317	9
29	6	2	...	42	343	91	109	29	387	...	...	...	...	5	49	9	6	2	68	10
28	5	1	...	62	40	24	...	...	116	11	5	...	...	24	16	10	1	1	50	11
28	3	...	...	54	121	82	14	1	182	7	1	...	...	8	43	15	...	...	44	12
2,019	197	...	...	4,231	265	574	...	...	876	87	23	3	1	231	52	1	...	...	113	13
5,575	1,033	46	5	7,822	2,110	3,137	44	8	4,111	254	79	6	...	404	25	31	1	...	72	14
610	110	69	6	995	865	817	51	31	1,673	195	18	6	...	334	114	37	3	3	295	15
292	48	18	11	405	280	213	7	11	369	104	55	2	1	262	408	152	60	3	746	16
521	108	9	1	709	243	341	9	13	419	158	46	2	...	208	842	410	56	13	1,094	17
10	...	...	...	17	...	...	...	...	20	6	1	...	...	12	3	...	1	...	10	18
4,609	285	259	15	5,087	653	3,626	95	34	2,283	62	13	1	...	56	19	5	2	...	66	19
4,872	294	49	4	8,735	1,959	3,896	43	5	5,166	56	6	2	...	104	18	169	...	2	91	20
308	7	58	1	615	338	171	8	9	772	127	38	4	...	150	126	130	15	12	240	21
3,189	50	46	...	5,836	1,536	2,186	21	3	4,783	70	8	4	...	234	145	135	1	2	332	22
3,386	343	95	2	6,937	2,027	1,269	140	31	5,737	58	9	9	...	136	82	302	9	1	315	23
14,649	1,360	148	5	30,954	8,952	1,718	344	5	18,023	100	1	1	...	116	48	19	3	...	94	24
6,941	595	124	24	8,234	2,093	9,117	126	239	6,109	10	1	...	...	39	42	...	3	...	94	25
73,729	7,522	2,794	307	109,720	39,732	68,694	2,745	2,704	94,406	1,410	365	43	3	2,474	3,359	2,200	264	133	6,876	...
...	...	...	...	...	87	77	7	1	174	13	15	1	...	10	5	10	...	...	4	26
...	...	...	...	...	16	...	...	...	3	...	...	...	...	...	2	...	...	...	4	27
...	...	...	...	1	...	1	...	...	...	...	...	...	...	...	...	...	...	...	...	28
...	...	...	...	...	...	...	...	...	...	...	...	...	...	...	...	...	...	...	...	...
...	...	...	...	1	103	78	7	1	177	13	15	1	...	10	7	10	...	...	8	...
73,729	7,522	2,794	307	109,721	39,935	68,772	2,752	2,705	94,583	1,423	380	44	3	2,484	3,368	2,210	264	133	6,884	...
6	...	...	...	24	7	8	...	...	51	4	5	...	...	20	1	...	...	...	18	29
1,046	90	18	1	2,230	194	100	2	...	491	7	...	...	...	16	9	...	...	...	8	30
80	3	2	...	143	16	44	...	...	52	6	3	...	...	19	10	12	1	...	53	31
743	43	21	...	1,060	1	474	...	...	165	4	...	...	...	1	...	...	...	...	...	32
63	2	...	...	136	40	13	...	...	97	...	...	...	...	...	...	2	...	...	3	33
2,019	197	...	...	4,231	265	574	...	...	876	87	23	3	1	231	52	1	...	...	113	34
92	15	...	...	154	85	60	1	...	195	13	1	2	...	4	10	8	1	1	9	35
602	38	...	...	1,484	54	142	...	...	365	3	...	...	...	15	...	1	...	...	1	36
1	...	...	...	...	53	4	1	...	58	1	36	...	...	142	6	6	...	...	15	37
84	...	...	...	135	75	40	...	...	205	2	2	1	...	3	5	1	...	...	5	38
19	...	...	...	185	219	16	...	...	442	28	2	2	...	51	27	13	2	...	17	39
4,746	388	41	1	9,782	1,009	1,475	4	...	2,997	155	72	8	1	403	120	44	4	1	242	...
199,972					203,190					4,287					12,460					...



Table XV.

## OCCUPATIONS.

## VII. Food, Drink and Stimulants.

246

TABLE  
Occupations

CLASS D.—PREPARATION

Order VII.—Food.

NUMBER.	DISTRICT, STATE OR CITY.	Sub-order 17.—Provision of Animal Food— <i>continued</i> .										Sub-order 18.—									
		* 84. MISCELLANEOUS.					Total Sub-order 17.					* 88. FLOUR MILLS; OPERATIVES AND OTHER SUBORDINATES.					89. OIL MILLS; OWNERS, MANAGERS AND SUPERIOR STAFF.				
		Actual workers.			Dependents.		Actual workers.			Dependents.		Actual workers.			Dependents.		Actual workers.			Dependents.	
		Total.		Partially Agri-culturist.			Total.		Partially Agri-culturist.			Total.		Partially Agri-culturist.			Total.		Partially Agri-culturist.		
		Males.	Females.	Males.	Females.	Both sexes.	Males.	Females.	Males.	Females.	Both sexes.	Males.	Females.	Males.	Females.	Both sexes.	Males.	Females.	Males.	Females.	Both sexes.
		543	544	545	546	547	548	549	550	551	552	553	554	555	556	557	558	559	560	561	562
1	GANJAM	2				1	15,796	19,990	1,486	1,455	24,645										
2	AGENCY, GANJAM						207	181	19	28	339										
3	VIZAGAPATAM						11,085	11,006	643	735	14,590										
4	AGENCY, VIZAGAPATAM.						866	882	27	4	1,566										
5	GODAVARI	17	1			20	11,445	11,920	498	299	23,217						8				23
6	AGENCY, GODAVARI						293	201	31	17	483										
7	KISTNA		1			1	5,448	4,283	929	426	10,095						7		1		16
8	NELLORE		1				6,110	5,747	527	268	9,626										
9	CUDDAPAH	1	4			8	696	356	57	12	1,287										
10	KURNOOL						811	255	139	34	1,495										
11	BELLARY						1,275	655	66	12	2,673										
12	ANANTAPUR						458	231	17	1	896										
13	MADRAS	1					4,444	1,333	8	1	10,719	4	3			4	7				28
14	CHINGLEPUT						9,208	5,478	286	45	15,263	1									
15	NORTH ARCOT	2				9	2,485	1,767	162	72	5,073										
16	SALEM	4	67		2	13	1,509	754	116	32	2,470										
17	COIMBATORE	1	2			1	2,040	1,727	82	39	3,841										
18	NILGIRIS						325	65	24	4	784										
19	SOUTH ARCOT	12				6	5,763	4,477	380	55	8,325						3				
20	TANJORE	12	23			38	7,959	6,427	117	23	17,421										
21	TRICHINOPOLY						1,477	742	103	44	3,446										
22	MADURA	3	1				5,751	2,907	90	8	13,650										
23	TINNEVELLY						6,016	3,721	274	47	14,282					1					
24	MALABAR						24,698	3,997	588	21	51,654										
25	SOUTH CANARA						9,195	9,834	257	263	14,690										
	<b>Total, British Territory.</b>	55	100		2	106	135,360	98,846	6,926	3,945	252,730	5	3			5	25		1		67
26	PUDUKKOTTAI						222	214	21	2	435										
27	HANGANAPALLE						30	5			57						1				
28	SANDUR						13	11			26										
	<b>Total, Feudatories.</b>						265	230	21	2	518						1				
	<b>Grand Total</b>	55	100		2	106	135,625	99,076	6,947	3,947	253,248	5	3			5	26		1		67
29	BELLARY CITY						517	274			1,304										
30	CALICUT CITY						1,375	238	21	1	3,042										
31	COIMBATORE CITY	1	1			1	160	91	5		447										
32	CUDDALORE CITY	1					813	595	24	2	1,401						3				
33	KUMRAKONAM CITY	1	1			8	221	194	1		576										
34	MADRAS CITY	1					4,444	1,333	8	1	10,719	4	3			4	7				28
35	MADURA CITY	3					356	168	5	1	808										
36	NEELAPATAM CITY	6	10			7	773	275			2,261										
37	SALEM CITY						132	85	2	1	333										
38	TANJORE CITY	2	11			11	373	198	5	1	959										
39	TRICHINOPOLY CITY						598	96	7	9	1,690										
	<b>Total, Cities</b>	15	23			27	9,782	3,547	78	16	23,540	4	3			4	10				28
	<b>Total Workers and Dependents in the Presidency.</b>	261					487,949					13					93				

\* There are no entries under groups Nos. 83, 85, 86 and 87.



**Table XV.**  
**OCCUPATIONS.**  
**VII. Food, Drink and**  
**Stimulants.**

XV.

—continued.

AND SUPPLY OF MATERIAL SUBSTANCES—cont.

Drink and Stimulants—cont.

Provision of Vegetable Food.

90. OIL MILLS: OPERATIVES AND OTHER SUBORDINATES.					91. RICE MILLS: OWNERS, MANAGERS AND SUPERIOR STAFF.					92. RICE MILLS: OPERATIVES AND OTHER SUBORDINATES.					93. SUGAR FACTORIES: OWNERS, MANAGERS AND SUPERIOR STAFF.					94. SUGAR FACTORIES: OPERATIVES AND OTHER SUBORDINATES.					NUMBER.
Actual workers.				Dependents.	Actual workers.				Dependents.	Actual workers.				Dependents.	Actual workers.				Dependents.						
Total.		Partially Agricultural.			Total.		Partially Agricultural.			Total.		Partially Agricultural.			Total.		Partially Agricultural.								
Males.	Females.	Males.	Females.	Males.	Females.	Males.	Females.	Males.	Females.	Males.	Females.	Males.	Females.	Males.	Females.	Males.	Females.	Males.	Females.						
563	564	565	566	567	568	569	570	571	572	573	574	575	576	577	578	579	580	581	582	583	584	585	586	587	
				1	1					3				1	4				5	253	11	21		304	1
														11											2
23				34																					3
366	89	3		651	3				8	267	78	2		441	3			18	254	26				335	4
119	40			210	43	21	1		179	141	252	4	6	723											5
									2																6
																									7
7																									8
200	12			425	1				3	38				46				4	6						9
										4				7					1						10
				7											3			6	126	4	5				11
20				14															2	2					12
																									13
4				12											43	1		38	828	25	11		1,383		14
1				1	2				5	81	22			70				2	4						15
																		1	1						16
10				21											1				102		12				17
				2																					18
																									19
750	141	3		1,378	50	21	1		197	834	352	6	6	1,299	54		1		74	1,577	68	49		2,904	20
																									21
3				9																					22
																									23
3				9																					24
753	141	3		1,387	50	21	1		197	834	352	6	6	1,299	54		1		74	1,577	68	49		2,904	25
																									26
7																									27
																									28
4				11											3		1		9	10					29
1				1																					30
200	12			425	1				3	38				46				4	6						31
10				21																					32
																									33
																									34
																									35
																									36
																									37
																									38
																									39
222	12			458	1				3	38				46	3		1		16	17					70
2,281				268				2,485				128				4,542									



Table XV.

OCCUPATIONS.  
VII. Food, Drink and  
Stimulants.

248

TABLE  
Occupations

CLASS D.—PREPARATION																
Order VII—Food.																
Sub-order 18.—																
NUMBER.	DISTRICT, STATE OR CITY.	95. BAKERS.					96. FLOUR GRINDERS.					97. GRAIN AND PULSE DEALERS.				
		Actual workers.				Dependents.	Actual workers.				Dependents.	Actual workers.				Dependents.
		Total.		Parti- ally Agri- culturist.	Total.		Parti- ally Agri- culturist.	Total.		Partially Agriculturist.						
		Males.	Females.		Males.			Females.	Males.			Females.	Males.	Females.		
		588	589	590	591	592	593	594	595	596	597	598	599	600	601	602
		1	GANJAM	14	6			85	4	14	1		15	4,200	1,522	390
2	AGENCY, GANJAM											359	92	55	19	661
3	VIZAGAPATAM	82	15			209	9	24			17	4,056	3,760	200	128	8,238
4	AGENCY, VIZAGAPATAM.	20				23		1				510	600	23	2	1,274
5	GODAVARI	126	22			309	2	17			5	2,717	1,559	242	22	6,965
6	AGENCY, GODAVARI											140	77	6		335
7	KISTNA	40	8			57	3	22			8	2,374	1,034	181	5	5,739
8	NELLORE	10	1		1	32						1,843	1,050	105	8	3,225
9	CHIDAMPAL	12				34	1	51		2	25	1,641	611	170	21	3,110
10	KURNOOL	14				30	9	232			108	1,248	404	128	5	2,089
11	BELLARY	77	14			194	6	216		4	105	1,231	728	85	17	3,012
12	ANANTAPUR	12				29		12			3	1,082	240	103	3	2,126
13	MADRAS	499	85	3		1,064	23	125			115	1,904	502	15	2	5,378
14	CHINGLEPUT	96	24	2	1	194	3	14			11	812	730	33	32	2,208
15	NORTH ARCOT	82	10	1		189	6	49			51	1,964	852	248	6	5,527
16	SALEM	19	9	3		57	3	21		2	14	3,857	1,671	460	28	8,584
17	COIMBATORE	39	11	1		97	16	36	1		31	3,781	3,124	212	28	9,586
18	NILGIRIS	114	3			256	3	5			2	289	17	6		273
19	SOUTH ARCOT	48	3	1		49	5	161	2	1	187	1,237	912	156	17	2,806
20	TANJORE	79	7	2		197	2	9			12	2,468	1,974	224	12	6,958
21	TRICHINOPOLY	98	3	2		179	4	18			33	1,109	835	124	14	2,489
22	MADRAS	84	17	1		152	2	3			3	2,353	4,361	154	19	7,073
23	TINNEVELLY	54	10	3		108	2	6			5	1,988	1,778	210	18	4,561
24	MALABAR	303	38	5		568	54	124			164	10,652	3,325	773	53	25,006
25	SOUTH CANARA	84	32	1		161	3	44			26	1,887	184	258	9	4,071
Total, British Territory.		1,986	318	25	2	4,273	160	1,204	4	9	940	55,702	31,942	4,569	501	129,888
26	PUDUKKOTTAI	3				6						294	335	63	3	797
27	BANGALPALLE	3	2			10	1	35			12	112	86	1		222
28	SANDUR							45			11	61	1	2	1	128
Total, Feudatories.		6	2			16	1	80			23	467	422	66	4	1,147
Grand Total		1,992	320	25	2	4,289	161	1,284	4	9	963	56,169	32,364	4,635	505	131,035
29	BELLARY CITY	73	10			179		125			47	196	74	8		706
30	CALICUT CITY	58	5	1		130	16	69			54	286	11	33		881
31	COIMBATORE CITY	17	4			46	1	18			5	308	143	12		1,130
32	CUDDALORE CITY	21		1		24		69		1	46	125	19	3	1	260
33	KUMBHONAM CITY	5				15	1	1			2	138	173	10		362
34	MADRAS CITY	499	85	3		1,064	23	125			115	1,904	502	15	2	5,378
35	MADRAS CITY	37	9	1		82						250	510	22		756
36	NEGAPATAM CITY	12				28		2				153	98	16		400
37	SALEM CITY	1	9			29		8			9	432	28	15		1,011
38	TANJORE CITY	24		1		68	1	3			1	161	88	9		560
39	TRICHINOPOLY CITY	92	3	2		174	4	17			33	356	315	9		1,129
Total, Cities		839	125	9		1,845	46	428		1	312	4,309	1,961	152	3	12,633
Total Workers and Dependents in the Presidency.		6,601					2,408					219,568				



**Table XV.**  
**OCCUPATIONS.**  
**VII. Food, Drink and**  
**Stimulants.**

**XV.**

—continued.

AND SUPPLY OF MATERIAL SUBSTANCES—cont.

Drink and Stimulants—cont.

Provision of Vegetable Food—cont.

98. GRAIN PARCHERS.					99. MAKERS OF SUGAR, MOLASSES AND GUR BY HAND.					100. OIL PRESSERS.					101. OIL SELLERS.					NUMBER.
Actual workers.					Actual workers.					Actual workers.					Actual workers.					
Total.		Partially Agricultur- ist.		Dependents.	Total.		Partially Agricultur- ist.		Dependents.	Total.		Partially Agricultur- ist.		Dependents.	Total.		Partially Agricultur- ist.		Dependents.	
Males.	Females.	Males.	Females.		Males.	Females.	Males.	Females.		Males.	Females.	Males.	Females.		Males.	Females.	Males.	Females.		
603	604	605	606	607	608	609	610	611	612	613	614	615	616	617	618	619	620	621	622	
2,071	2,512	206	220	2,700	227	22	11	1	340	1,139	87	269	17	1,636	2,366	2,328	380	178	3,284	1
244	479	26	48	242	2	...	...	...	2	89	48	51	25	94	88	40	16	8	103	2
188	260	4	2	211	48	...	14	...	39	2,327	1,481	337	142	2,416	4,057	4,215	517	290	4,514	3
307	694	11	11	887	...	...	...	...	...	17	3	6	...	42	264	209	19	1	506	4
22	56	...	...	77	944	1,342	122	198	1,632	1,654	340	133	16	2,734	1,056	552	64	14	2,452	5
...	...	...	...	...	...	...	...	...	...	1	1	...	...	4	7	27	...	1	17	6
15	97	...	1	46	1	...	...	...	...	148	27	9	2	362	52	25	...	...	136	7
115	755	11	34	220	49	38	2	7	100	285	49	83	9	432	129	91	39	2	234	8
21	64	2	2	60	...	...	...	...	2	343	61	58	6	385	304	188	81	8	484	9
126	170	2	2	188	75	43	4	2	93	39	7	1	...	70	32	4	...	...	54	10
88	296	...	3	305	293	56	...	...	69	291	96	17	6	546	359	119	27	...	671	11
34	182	1	2	110	6	13	...	...	56	80	22	10	2	78	77	45	7	1	196	12
85	53	...	...	174	6	...	...	...	3	143	2	1	...	68	377	18	2	...	1,062	13
3	30	...	...	4	56	236	4	5	91	282	41	4	1	490	798	270	67	6	1,627	14
50	110	1	...	99	111	24	3	4	342	896	101	65	9	1,448	1,582	1,051	183	50	3,461	15
61	28	...	...	76	577	2,949	49	193	879	338	95	26	1	539	1,286	1,513	143	31	2,416	16
665	1,228	16	10	1,556	1,014	8,712	117	178	2,329	461	83	8	1	588	1,288	1,354	35	13	2,592	17
5	1	...	...	5	...	...	...	...	...	...	...	...	...	14	9	4	1	...	4	18
18	9	...	2	47	19	92	2	1	108	1,967	105	82	2	2,802	1,874	1,303	312	45	4,009	19
7	101	...	...	40	9	100	...	...	39	1,099	84	73	3	2,074	2,831	1,060	226	31	6,315	20
...	4	...	...	13	7	10	1	1	1	471	97	78	1	669	962	787	179	18	2,065	21
45	153	...	...	124	5	409	...	6	5	205	31	3	...	237	1,975	1,924	127	45	3,385	22
6	7	1	...	24	102	11,777	12	548	3,422	236	54	23	2	264	3,787	2,318	516	79	7,843	23
5	24	...	...	24	4,961	2,161	694	142	9,792	906	400	125	33	1,768	1,292	546	92	22	3,096	24
385	563	15	22	392	1,971	3,062	406	228	2,344	935	1,102	238	174	1,453	131	129	29	10	290	25
4,566	7,876	296	349	7,684	10,474	31,076	1,441	1,514	21,694	14,312	4,307	1,700	452	21,213	26,983	20,159	3,062	853	50,875	
3	11	...	1	13	...	...	...	...	...	16	...	...	...	1	292	228	91	20	448	26
...	...	...	...	...	...	...	...	...	...	2	...	...	...	9	...	...	...	...	9	28
3	11	...	1	13	...	...	...	...	...	18	...	...	...	10	292	228	91	20	457	
4,569	7,887	296	350	7,697	10,474	31,076	1,441	1,514	21,694	14,330	4,307	1,700	452	21,323	27,275	20,367	3,153	873	51,332	
21	4	...	...	52	...	...	...	...	...	91	46	...	...	211	75	36	...	...	251	29
...	...	...	...	...	...	...	...	...	...	20	...	...	...	32	56	...	6	...	216	30
40	46	...	...	119	...	52	...	...	...	6	...	...	...	13	125	87	...	...	266	31
8	5	...	2	1	...	...	...	...	...	85	1	3	...	109	88	40	3	...	173	32
1	7	...	...	1	...	...	...	...	7	101	...	...	...	131	179	70	10	...	394	33
85	53	...	...	174	6	...	...	...	3	143	2	1	...	68	377	18	3	...	1,062	34
...	6	...	...	4	1	...	...	...	...	93	10	...	...	101	201	47	9	...	344	35
...	...	...	...	3	...	...	...	...	...	36	2	1	...	38	99	26	1	...	252	36
...	2	...	...	5	...	...	...	...	...	35	...	...	...	51	130	125	6	...	331	37
1	...	...	...	2	1	2	...	...	4	69	2	...	...	137	86	22	1	...	233	38
...	4	...	...	2	...	...	...	...	...	143	29	1	...	279	151	48	8	...	575	39
156	127	...	2	363	8	54	...	...	14	822	92	8	...	1,170	1,568	519	46	...	4,097	
20,153					63,244					39,860					98,994					



**Table XV.**  
OCCUPATIONS.  
VII. Food, Drink and  
Stimulants.

250

**TABLE**  
Occupations

		CLASS D.—PREPARATION														
		Order VII.—Food.														
		Sub-order 18.—														
NUMBER.	DISTRICT, STATE OR CITY.	102. RICE POUNDERS AND HUSKERS.					103. SWEETMEAT MAKERS.					104. SWEETMEAT SELLERS.				
		Actual workers.				Dependents.	Actual workers.				Dependents.	Actual workers.				Dependents.
		Total.		Partially Agriculturist.			Total.		Partially Agricul- turist.			Total.		Partially Agricul- turist.		
		Males.	Females.	Males.	Females.		Males.	Females.	Males.	Females.		Males.	Females.	Males.	Females.	
		623	624	625	626	627	628	629	630	631	632	633	634	635	636	637
		1	GANJAM	355	9,107	11	417	2,567	237	117	18	296	2,206	1,539	154	46
2	AGENCY, GANJAM	15	299		3	152	3	18		24	91	56	3		116	
3	VIZAGAPATAM	314	3,011	17	59	1,622	6	23		32	554	438	12	2	821	
4	AGENCY, VIZAGAPATAM.	227	1,099	1	7	728	10	6		28	108	118	1	2	244	
5	GODAVARI	390	15,765	8	160	6,263	15	1		2	767	138	14	1	1,631	
6	AGENCY, GODAVARI	4	112		3	50				1	17	5			24	
7	KISTNA	1,053	5,118	42	120	3,432	3			6	836	134	23	4	1,312	
8	NELLORE	2,237	4,188	236	106	4,238	6	28	2	13	271	200	76	3	400	
9	CUDDAPAH	116	1,274	3	21	789	5	21	1	72	352	233	10	7	747	
10	KURNOOL	37	246		7	179		4			240	60	7	1	422	
11	BELLARY	61	915	1	5	509	31	3		35	290	107	11	2	626	
12	ANANTAPUR	335	1,514	33	45	908	1			7	185	24	4		377	
13	MADRAS	731	2,835	1	1	2,144	103	61		324	696	755	18		1,909	
14	CHINGLEPUT	2,875	5,262	19	15	5,544	161	171	8	273	558	2,686	5	9	1,902	
15	NORTH ARCOT	1,320	5,478	42	46	5,061	54	59	1	103	779	1,814	32	7	2,115	
16	SALEM	424	4,087	11	48	2,368	34	229	4	175	483	1,353	15	19	1,145	
17	COIMBATORE	310	4,939	2	40	2,206	47	355	2	156	794	1,835	24	10	1,815	
18	NILGIRIS	1	2			2	7	1		14	30	73	1	1	136	
19	SOUTH ARCOT	746	5,721	10	33	3,940	101	127	4	200	595	3,495	28	35	2,155	
20	TANJORE	1,425	30,618	22	120	16,682	260	1,165	6	694	684	3,480	25	11	3,057	
21	TRICHINOPOLY	133	4,672	7	10	2,324	12	222	3	159	254	697	8	5	585	
22	MADRAS	336	8,799	2	35	4,628	4	66		38	718	2,993	19	20	2,210	
23	TINNEVELLY	294	11,866	15	76	5,415	36	53	6	76	1,944	1,352	53	16	1,856	
24	MALABAR	877	21,082	23	378	12,423	97	581	1	456	1,507	3,585	25	50	4,541	
25	SOUTH CANARA	201	1,501	24	41	1,146		23		46	374	68	9	13	561	
Total, British Terry.		14,817	150,510	530	1,796	85,220	1,293	3,334	56	23	3,230	14,553	27,328	577	264	34,558
26	PUDUCHOTTAI	21	814		17	238					64	174	5	6	110	
27	BANGANAPALLE		27			9	4			6	7	4	1		25	
28	SANDUR										3	2			11	
Total, Feudatories.		21	841		17	247	4			6	74	180	6	6	146	
Grand Total		14,838	151,351	530	1,813	85,467	1,297	3,334	56	23	3,236	14,627	27,508	583	270	34,704
29	BELLARY CITY	26	227	1	1	220	23	2		19	92	81	5		234	
30	CALICUT CITY		154			130	30	29	1	68	272	193	4	2	733	
31	COIMBATORE CITY	13	393			244		56		17	70	42	5		216	
32	CUDDALORE CITY	76	970	1	13	504	7			7	85	401	7	4	284	
33	KUMBAKONAM CITY	20	1,346		2	577	13			19	101	127	7		274	
34	MADRAS CITY	731	2,835	1	1	2,144	103	61		324	696	755	18		1,909	
35	MADRAS CITY	44	2,110	1	5	1,135					161	187	3	1	333	
36	NEELAPATAM CITY	28	1,432			1,020	47	1		61	58	216			325	
37	SALEM CITY	7	1,027		2	380	11	196		132	69	136	3		170	
38	TANJORE CITY	38	1,509		3	968	2				78	142	1		237	
39	TRICHINOPOLY CITY	20	1,988			1,245				4	86	10			127	
Total, Cities		1,003	13,991	4	27	8,657	236	345	1	651	1,798	2,290	53	7	4,842	
Total Workers and Dependents in the Presidency.		251,656					7,867					76,839				



**Table XV.**  
**OCCUPATIONS.**  
**VII. Food, Drink and**  
**Stimulants.**

251

**XV.**  
**—continued.**

AND SUPPLY OF MATERIAL SUBSTANCES—cont.

Drink and Stimulants—cont.

Provision of Vegetable Food—concltd.

105. VEGETABLE AND FRUIT SELLERS.					106. MISCELLANEOUS.					Total Sub-order 18.					107. AERATED WATER FACTORIES: OWNERS, MANAGERS AND SUPERIOR STAFF.					NUMBER.
Actual workers.					Actual workers.					Actual workers.					Actual workers.					
Total.		Partially Agri- culturist.		Dependents.	Total.		Partially Agri- culturist.		Dependents.	Total.		Partially Agri- culturist.		Dependents.	Total.		Partially Agri- culturist.		Dependents.	
Males.	Females.	Males.	Females.		Both sexes.	Males.	Females.	Males.		Females.	Both sexes.	Males.	Females.		Males.	Females.	Both sexes.	Males.		
638	639	640	641	642	643	644	645	646	647	648	649	650	651	652	653	654	655	656	657	
3,441	4,046	327	255	4,708	345	290	35	24	682	16,956	21,601	1,823	1,191	29,345	...	...	...	...	...	
38	40	2	...	75	14	...	1	...	9	943	1,081	154	103	1,478	...	...	...	...	...	2
3,582	5,344	142	130	5,191	235	158	19	...	609	15,461	18,729	1,262	753	23,964	5	...	...	...	...	3
465	418	20	3	838	144	10	...	...	109	2,072	3,158	81	26	4,769	...	...	...	...	...	4
1,777	1,008	74	12	3,825	416	122	38	53	883	10,817	21,205	700	476	28,254	3	...	...	...	...	5
14	16	1	1	18	8	7	...	...	14	191	245	7	5	463	...	...	...	...	...	6
1,761	1,128	163	63	3,192	78	18	6	...	202	6,974	7,924	430	201	15,620	...	...	...	...	...	7
850	1,342	242	33	1,518	350	360	155	38	421	6,136	8,102	951	232	10,835	1	...	...	...	...	8
323	480	22	16	636	310	508	27	8	400	3,428	3,491	374	91	6,744	...	...	...	...	...	9
1,337	1,207	135	57	1,717	...	23	...	...	40	3,157	2,500	275	74	4,990	...	...	...	...	...	10
595	742	25	30	1,311	163	176	10	1	309	3,492	3,558	176	68	7,692	...	...	...	...	...	11
365	327	12	4	686	201	195	11	...	304	2,378	2,574	181	57	4,879	...	...	...	...	...	12
849	962	3	4	2,662	441	1,472	1	1	2,123	6,113	6,885	44	8	17,551	4	...	...	...	...	13
810	833	10	5	1,346	112	421	1	2	263	6,272	10,718	153	75	14,051	...	...	...	...	...	14
730	780	35	21	1,653	670	482	133	77	1,023	8,343	10,814	749	221	21,165	2	...	...	...	...	15
638	1,039	31	13	1,917	397	1,289	51	65	1,012	8,137	15,183	793	400	19,096	...	...	...	...	...	16
1,088	1,119	29	21	2,199	1,010	2,043	36	30	2,161	10,515	24,841	483	337	25,334	...	...	...	...	...	17
66	87	2	...	174	27	74	1	...	77	551	267	11	1	957	2	1	...	...	...	18
457	1,079	23	21	1,051	225	474	20	12	532	8,170	13,506	652	170	19,119	...	...	...	...	...	19
1,792	1,934	54	7	4,321	122	2,104	5	5	1,091	10,856	42,638	647	197	41,558	1	...	...	...	...	20
694	1,299	29	4	1,657	243	581	13	...	739	3,988	9,165	444	54	10,914	...	...	...	...	...	21
1,166	1,011	47	13	2,483	197	1,270	1	8	886	7,100	21,037	354	146	21,245	...	...	...	...	...	22
1,281	670	84	5	2,350	586	782	84	14	1,358	9,579	30,673	1,019	759	28,063	...	...	...	...	...	23
2,839	153	203	2	6,713	3,570	2,577	181	38	5,574	27,063	34,596	2,122	722	70,125	...	...	...	...	...	24
281	265	14	9	791	638	1,057	51	42	1,174	6,890	8,060	1,045	548	12,425	1	...	...	...	...	25
26,939	27,419	1,729	729	53,032	10,502	16,493	880	417	21,995	185,582	322,551	14,930	6,915	440,526	19	1	...	...	...	34
98	96	5	2	169	30	120	3	2	33	821	1,778	167	51	1,815	1	...	1	...	...	26
32	9	1	...	84	4	...	...	...	...	167	163	3	...	377	...	...	...	...	...	27
9	13	...	...	19	...	...	...	...	...	75	61	2	1	187	...	...	...	...	...	28
139	118	6	2	272	34	120	3	2	33	1,063	2,002	172	52	2,379	1	...	1	...	...	4
27,078	27,537	1,735	731	53,304	10,536	16,613	883	419	22,028	186,645	324,553	15,102	6,967	442,905	20	1	1	...	...	38
163	109	1	...	496	37	122	...	...	147	804	836	15	1	2,562	...	...	...	...	...	29
221	3	12	...	569	159	99	2	...	395	1,118	563	59	2	3,214	...	...	...	...	...	30
17	234	1	...	240	64	210	4	2	289	742	1,285	22	2	2,594	...	...	...	...	...	31
80	147	6	5	207	3	66	...	1	19	598	1,709	25	27	1,799	...	...	...	...	...	32
171	84	...	...	371	13	116	2	...	99	744	1,924	29	2	2,353	...	...	...	...	...	33
849	962	3	4	2,662	441	1,472	1	1	2,123	6,113	6,885	44	8	17,551	4	...	...	...	...	34
244	200	9	3	573	7	158	...	2	223	1,048	3,237	45	11	3,572	...	...	...	...	...	35
88	65	2	...	294	2	104	...	...	70	523	1,946	20	...	2,521	...	...	...	...	...	36
192	201	4	1	348	12	10	...	...	9	819	1,742	28	3	2,475	...	...	...	...	...	37
202	116	1	...	530	16	143	...	...	72	679	2,027	13	3	2,814	1	...	...	...	...	38
237	316	3	...	740	76	532	3	...	489	1,166	3,262	26	...	4,798	...	...	...	...	...	39
2,444	2,437	42	13	7,009	830	3,032	12	6	3,935	14,354	25,416	326	59	46,153	5	...	...	...	...	7
107,919					49,177					954,103					59					



**Table XV.**  
**OCCUPATIONS.**  
**VII. Food, Drink and**  
**Stimulants.**

252

**TABLE**  
**Occupations**

NUMBER.	DISTRICT, STATE OR CITY.	CLASS D.—PREPARATION															Order VII—Food,				
																	Sub-order 19.—				
		108. AERATED WATER FACTORIES: WORKMEN AND OTHER SUBORDINATES.					109. BREWERIES: OWNERS, MANAGERS AND SUPERIOR STAFF.					110. BREWERIES: WORKMEN AND OTHER SUBORDINATES.					111. DISTILLERIES: OWNERS, MANAGERS AND SUPERIOR STAFF.				
		Actual workers.					Actual workers.					Actual workers.					Actual workers.				
		Total.		Partially Agri-culturist.		Dependents.	Total.		Partially Agri-culturist.		Dependents.	Total.		Partially Agri-culturist.		Dependents.	Total.		Partially Agri-culturist.		Dependents.
		Males.	Females.	Males.	Females.	Both sexes.	Males.	Females.	Males.	Females.	Both sexes.	Males.	Females.	Males.	Females.	Both sexes.	Males.	Females.	Males.	Females.	Both sexes.
		658	659	660	661	662	663	664	665	666	667	668	669	670	671	672	673	674	675	676	677
1	GANJAM ...	1				4															
2	AGENCY, GANJAM ...																				
3	VIZAGAPATAM ...																1				5
4	AGENCY, VIZAGAPATAM ...																				
5	GODAVARI ...																				
6	AGENCY, GODAVARI ...																				
7	KISTNA ...																				
8	NELLORE ...	2				4															
9	CUDDAPOH ...																				
10	KURNOOL ...																				
11	BELLARY ...																				
12	ANANTAPUR ...																				
13	MADRAS ...	46				77	1					2				6	3		1		
14	CHINGLEPUT ...															2	1				
15	NORTH ARCOT ...																				1
16	SALEM ...																				
17	COIMBATORE ...																				
18	NILGIRIS ...	29	2			24	6				3	105	16			114	1				
19	SOUTH ARCOT ...																1				2
20	TANJORE ...	2																			
21	TRICHINOPOLY ...																				
22	MADRAS ...	2				13															
23	TINNEVELLY ...					6															
24	MALABAR ...	15				47											5				4
25	SOUTH CANARA ...	7				5															
	<b>Total, British Territory.</b>	<b>104</b>	<b>2</b>			<b>180</b>	<b>7</b>				<b>3</b>	<b>107</b>	<b>16</b>			<b>122</b>	<b>12</b>		<b>1</b>		<b>12</b>
26	PUDUKKOTTAI ...	2																			
27	BANGANAPALLE ...																				
28	SANDUR ...																				
	<b>Total, Feudatories.</b>	<b>2</b>																			
	<b>Grand Total</b>	<b>106</b>	<b>2</b>			<b>180</b>	<b>7</b>				<b>3</b>	<b>107</b>	<b>16</b>			<b>122</b>	<b>12</b>		<b>1</b>		<b>12</b>
29	BELLARY CITY ...																				
30	CALICUT CITY ...	9				30															
31	COIMBATORE CITY ...																				
32	CUDDAPOH CITY ...																				
33	KUMBHAKONAM CITY ...	1																			
34	MADRAS CITY ...	46				77	1					2				6	3		1		
35	MADRAS CITY ...																				
36	NEGAPATAM CITY ...																				
37	SALEM CITY ...																				
38	TANJORE CITY ...																				
39	TRICHINOPOLY CITY ...																				
	<b>Total, Cities</b>	<b>56</b>				<b>107</b>	<b>1</b>					<b>2</b>				<b>6</b>	<b>3</b>		<b>1</b>		
	<b>Total Workers and Dependents in the Presidency.</b>	<b>288</b>					<b>10</b>					<b>245</b>					<b>24</b>				



**Table XV.**  
**OCCUPATIONS.**  
**VII. Food, Drink and**  
**Stimulants.**

**XV.**

—continued.

AND SUPPLY OF MATERIAL SUBSTANCES—cont.

Drink and Stimulants—cont.

Provision of Drink, Condiments and Stimulants—cont.

112. DISTILLERIES: OPERATIVES AND OTHER SUBORDINATES.					* 115. ICE FACTORIES: OWNERS, MANAGERS AND SUPERIOR STAFF.					116. ICE FACTORIES: WORKMEN AND OTHER SUBORDINATES.					117. SALT STORES: OWNERS, MANAGERS AND SUPERIOR STAFF.					118. SALT STORES: WORKMEN AND OTHER SUBORDINATES.					119. TOBACCO FACTORIES: OWNERS, MANAGERS AND SUPERIOR STAFF.					NUMBER.		
Actual workers.					Actual workers.					Actual workers.					Actual workers.					Actual workers.					Actual workers.							
Total.		Partially Agri- cultur- ist.		Dependents.	Total.		Partially Agri- cultur- ist.		Dependents.	Total.		Partially Agri- cultur- ist.		Dependents.	Total.		Partially Agri- cultur- ist.		Dependents.	Total.		Partially Agri- cultur- ist.		Dependents.	Total.		Partially Agri- cultur- ist.		Dependents.			
Males.	Females.	Males.	Females.		Males.	Females.	Males.	Females.		Males.	Females.	Males.	Females.		Males.	Females.	Males.	Females.		Males.	Females.	Males.	Females.		Males.	Females.	Males.	Females.			Males.	Females.
678	679	680	681	682	683	684	685	686	687	688	689	690	691	692	693	694	695	696	697	698	699	700	701	702	703	704	705	706	707			
																				195	204	19	14	292						1		
																				463	414	23	11	483						2		
3	12			4					4					1	2					5										3		
																															4	
																				250	65	42	4	477						5		
																															6	
																				396	132	93		560						7		
																				348	150	60	7	515						8		
																															9	
																															10	
3				4																											11	
																															12	
3					1	4	2		11	30	6			75					3												13	
																															14	
5				14											5	10		1	29	849	396	11	3	1,110							15	
																															16	
															1				5	105	87	2	1	183							17	
11				3											1				7	113	10	6	1	239							18	
6				6															153	580	273	6		742							19	
																				164	81	1		189							20	
				3																18	221	107	22	4	296	6		2		11	21	
																				20	5	3	1	146	876	129	90	2	1,176		22	
13		1		43																											23	
																															24	
																															25	
44	2	1		80	4	2			15	32	6			76	153	16	5	2	374	4,569	2,040	375	47	6,269	6		2			15		
																															26	
															1				3		5			44							27	
																															28	
															1				3		5			41								
46	2	1		80	4	2			15	32	6			76	154	16	5	2	377	4,569	2,054	375	47	6,313	6		2			15		
3				4																												29
																																30
																																31
																																32
																																33
3				1	4	2			11	30	6			75					3												34	
				3																												35
																																36
																																37
																																38
																																39
6				12	4	2			11	30	6			75	80																4	
128					21					114					547					12,936					21							

\* There are no entries under groups Nos. 113 and 114.



Table XV.

OCCUPATIONS.  
VII. Food, Drink and  
Stimulants.

254

TABLE  
Occupations

NUMBER.		DISTRICT, STATE OR CITY.		CLASS D.—PREPARATION																			
				Order VII.—Food.																			
				Sub-order 19.—Provision																			
				190. TOBACCO FACTORIES: WORKMEN AND OTHER SUBORDINATES.					121. WATER-WORKS: MANAGERS AND SUPERIOR STAFF.					122. WATER-WORKS: WORKMEN AND OTHER SUBORDINATES.					123. CARDAMOM, BETEL-LEAF AND ARECANUT SELLERS.				
				Actual workers.			Dependents.	Actual workers.			Dependents.	Actual workers.			Dependents.	Actual workers.			Dependents.				
				Total.		Partially Agricultural.		Total.		Partially Agricultural.		Total.		Partially Agricultural.		Total.		Partially Agricultural.					
				Males.	Females.			Males.	Females.			Males.	Females.			Males.	Females.			Males.	Females.		
				708	709	710	711	712	713	714	715	716	717	718	719	720	721	722	723	724	725	726	727
1	GANJAM ...					1			2					13	605	270	36	6	953				
2	AGENCY, GANJAM ...														1	2			2				
3	VIZAGAPATAM ...								2	27	1			27	368	412	22	8	473				
4	AGENCY, VIZAGAPATAM.														7	11			4				
5	GÓDÁVARI ...														209	41	4		440				
6	AGENCY, GÓDÁVARI ...														1				3				
7	KISTNA ...											1		1	438	274	35	23	633				
8	NELLORE ...											1		1	1,548	740	109	45	2,182				
9	CUDDAPAH ...														2,118	1,861	208	62	3,068				
10	KURNOOL ...											2		12	658	610	74	37	953				
11	BELLARY ...											12		1	1,292	851	84	19	1,976				
12	ANANTAPUR ...														1,113	637	75	14	1,626				
13	MADRAS ...	13				33	14			43	300	4	2		408	787	256	13	3	1,884			
14	CHINGLEPUT ...	1				4	1			3	158	30			313	514	565	7	5	1,156			
15	NORTH ARCOT ...									5	5				19	1,384	1,390	58	13	3,698			
16	SALEM ...															684	1,777	47	36	1,745			
17	COIMBATORE ...									1						1,917	3,454	69	43	3,721			
18	NILGIRIS ...						2			15	6				7	25	9	1		31			
19	SOUTH ARCOT ...															1,020	430	59	4	2,038			
20	TANJORE ...									1	27				69	2,543	2,385	93	27	6,466			
21	TRICHINOPOLY ...	2					5			6	21				27	387	479	47	2	826			
22	MADRAS ...	205				272	1			2	18				59	1,343	1,640	59	25	2,825			
23	TINNEVELLY ...															1,061	743	74	18	1,960			
24	MALABAR ...															3,235	591	165	14	6,968			
25	SOUTH CANARA ...															1,246	721	86	12	2,233			
Total, British Terry.		221				309	24			80	578	35	4		1,056	24,544	20,758	1,425	416	47,894			
26	PUDUCHÉTTAI ...															456	702	58	15	944			
27	BANGANAPALLE ...															60	33	3	1	59			
28	SANDUR ...															18	17	1		35			
Total, Feudatories.																534	812	62	16	1,038			
Grand Total		221				309	24			80	578	35	4		1,056	25,078	21,570	1,487	432	49,932			
29	BELLARY CITY ...															156	41	6		353			
30	CALICUT CITY ...															99				167			
31	COIMBATORE CITY ...									1						76	78			209			
32	CUDDALORE CITY ...															67	21			136			
33	KUMBAKONAM CITY ...															93	7			179			
34	MADRAS CITY ...	13				33	14			43	300	4	2		408	787	256	13	3	1,884			
35	MADRAS CITY ...						1			2	15				44	159	24	3		303			
36	NEGAPATAM CITY ...															139	229	5		133			
37	SALEM CITY ...															21	149	1		38			
38	TANJORE CITY ...										27				69	98	16			240			
39	TRICHINOPOLY CITY ...						3			4	20				27	81	18	1		280			
Total, Cities		13				33	18			50	362	4	2		638	1,776	839	29	3	3,922			
Total Workers and Dependents in the Presidency.		530					104					1,669					35,550						



**Table XV.**  
**OCCUPATIONS.**  
**VII. Food, Drink and**  
**Stimulants.**

**XV.**

—continued.

AND SUPPLY OF MATERIAL SUBSTANCES—cont.

Drink and Stimulants—cont.

of Drink, Condiments and Stimulants—cont.

124. GROCERS AND GENERAL CONDIMENT DEALERS.					125. OPIUM, BHANG, GANJA, ETC., PREPARERS.					126. OPIUM, BHANG, GANJA, ETC., SELLERS.					* 127. SALT SELLERS.					NUMBER.
Actual workers.				Dependents.	Actual workers.				Dependents.	Actual workers.				Dependents.	Actual workers.				Dependents.	
Total.		Partially Agriculturist.			Total.		Partially Agri- culturist.			Total.		Partially Agri- culturist.			Total.		Partially Agricultur- ist.			
Males.	Females.	Males.	Females.	Both sexes.	Males.	Females.	Males.	Females.	Both sexes.	Males.	Females.	Males.	Females.	Both sexes.	Males.	Females.	Males.	Females.	Both sexes.	
728	729	730	731	732	733	734	735	736	737	738	739	740	741	742	743	744	745	746	747	
5,050	2,686	274	65	7,622	...	...	...	...	1	46	...	...	...	98	391	383	25	27	709	1
190	79	27	1	140	...	...	...	...	...	1	...	...	...	...	1,755	639	98	94	3,645	2
6,865	4,740	237	57	10,710	...	...	...	...	1	61	10	6	2	100	1,037	1,048	55	37	1,561	3
1,287	371	125	5	2,573	2	...	...	...	2	18	3	1	...	29	610	657	19	13	1,460	4
8,104	2,075	355	35	17,380	...	...	...	...	...	145	5	8	1	317	329	56	32	1	734	5
607	217	53	2	1,056	...	...	...	...	...	7	...	...	...	10	26	31	...	...	183	6
12,106	3,225	1,107	90	23,570	4	...	...	...	1	31	1	8	...	58	1,553	270	171	12	1,875	7
10,577	5,637	2,400	128	17,629	1	1	...	...	1	5	1	2	...	23	906	551	84	11	1,427	8
5,072	3,012	621	91	8,258	...	...	...	...	...	12	...	5	...	35	259	174	39	11	553	9
6,259	2,800	552	84	9,236	...	...	...	...	...	3	...	...	...	10	68	30	1	...	40	10
3,207	1,384	693	30	5,133	...	...	...	...	...	7	2	1	...	4	41	12	4	1	43	11
4,120	1,857	263	34	6,711	...	...	...	...	...	3	1	...	...	6	67	17	8	1	135	12
2,151	921	5	1	5,924	1	1	...	...	2	38	22	...	...	95	109	28	...	...	309	13
5,024	1,531	291	21	9,538	...	...	...	...	...	7	3	...	...	27	99	138	1	...	230	14
8,818	3,940	963	66	17,146	14	...	1	...	9	27	3	3	...	68	682	355	42	1	1,342	15
5,904	3,035	448	79	10,518	1	...	1	...	...	14	2	2	...	20	365	585	20	4	975	16
6,637	4,756	264	54	13,458	...	...	...	...	...	7	3	...	...	24	505	368	31	5	1,025	17
372	69	3	...	284	...	...	...	...	...	3	...	...	...	2	4	2	...	...	17	18
8,483	2,541	1,069	198	15,293	...	...	...	...	...	10	1	...	...	10	183	72	19	6	369	19
8,772	4,375	713	53	20,680	1	...	...	...	2	12	...	...	...	26	340	247	31	1	695	20
4,422	1,062	606	56	8,033	...	...	...	...	...	18	...	2	...	26	175	42	31	...	420	21
13,911	5,438	911	124	21,782	...	...	...	...	...	9	...	1	...	18	501	854	25	11	1,014	22
9,763	2,158	906	67	24,487	...	...	...	...	...	9	...	2	...	25	579	638	48	7	1,153	23
17,041	2,086	965	43	35,588	1	...	...	...	...	20	6	...	...	50	1,110	173	58	...	2,415	24
5,533	657	491	17	9,026	...	...	...	...	...	3	...	...	...	9	295	216	16	3	993	25
159,075	61,262	14,422	1,401	304,775	25	2	2	...	19	516	63	41	3	1,090	12,089	7,646	858	246	23,342	
1,148	462	163	22	2,188	...	...	...	...	...	1	...	...	...	7	39	...	7	...	13	26
180	55	3	...	307	...	...	...	...	...	...	...	...	...	1	6	...	...	...	3	27
23	9	1	...	26	...	...	...	...	...	...	...	...	...	...	...	...	...	...	1	28
1,351	526	167	22	2,521	...	...	...	...	...	1	...	...	...	8	45	...	7	...	17	
160,426	61,788	14,589	1,423	307,296	25	2	2	...	19	517	63	41	3	1,095	12,134	7,646	865	246	23,359	
291	103	10	...	703	...	...	...	...	...	...	...	...	...	...	12	...	...	...	9	29
737	3	20	...	1,807	...	...	...	...	...	1	...	...	...	1	94	...	2	...	249	30
341	149	15	1	915	...	...	...	...	...	1	...	...	...	7	51	...	3	...	113	31
306	47	19	2	691	...	...	...	...	...	2	...	...	...	2	16	13	1	1	23	32
570	4	28	...	1,140	...	...	...	...	...	2	...	...	...	9	26	...	...	...	82	33
2,151	921	5	1	5,924	1	1	...	...	2	38	22	...	...	95	109	28	...	...	309	34
659	50	28	...	883	...	...	...	...	...	1	...	...	...	...	17	1	1	...	7	35
344	700	11	...	407	...	...	...	...	...	1	...	...	...	4	22	1	...	...	38	36
337	157	10	1	1,042	...	...	...	...	...	3	...	...	...	3	18	3	...	...	45	37
219	53	13	...	703	...	...	...	...	...	...	...	...	...	2	6	...	...	...	23	38
649	35	21	...	1,663	...	...	...	...	...	10	...	...	...	19	29	...	1	...	80	39
6,004	2,231	180	5	15,068	1	1	...	...	2	59	22	...	...	142	400	46	8	1	978	
529,510					46					1,678					43,139					

\* There are no entries under group No. 127.



Table XV.

OCCUPATIONS.  
VII. Food, Drink and  
Stimulants.

256

TABLE  
Occupations

NUMBER.		DISTRICT, STATE OR CITY.		CLASS D.—PREPARATION																			
				Order VII.—Food,																			
				Sub-order 19.—																			
				129. TOBACCO AND SNUFF MANUFACTURERS.					130. TOBACCO AND SNUFF SELLERS.					131. TODDY DRIVERS.					132. TODDY SELLERS.				
				Actual workers.			Dependents.	Actual workers.			Dependents.	Actual workers.			Dependents.	Actual workers.			Dependents.				
				Total.		Parti- tially Agriculturist.		Total.		Parti- tially Agriculturist.		Total.		Parti- tially Agriculturist.		Total.		Parti- tially Agriculturist.					
				Males.	Females.	Males.		Females.	Both sexes.	Males.		Females.	Males.	Females.		Both sexes.	Males.	Females.		Males.	Females.	Both sexes.	
				748	749	750	751	752	753	754	755	756	757	758	759	760	761	762	763	764	765	766	767
1	GANJAM ...	144	13	12	4	208	1,169	670	52	35	2,387	180	...	68	...	256	444	224	100	61	578		
2	AGENCY, GANJAM ...	...	1	...	...	...	430	222	16	56	895	5	...	...	...	4	65	...	9	...	118		
3	VIZAGAPATAM ...	423	190	2	...	497	1,890	834	83	9	3,510	1,627	262	403	54	1,909	1,533	1,783	333	343	2,694		
4	AGENCY, VIZAGAPATAM ...	1	1	...	...	2	362	578	5	3	755	4	...	...	...	9	307	56	98	1	910		
5	GODAVARI ...	418	59	2	...	664	2,212	357	108	4	5,259	7,359	33	2,051	3	14,120	1,282	1,637	186	106	2,705		
6	AGENCY, GODAVARI ...	5	1	...	...	12	24	15	...	...	42	233	...	43	...	318	43	71	6	8	102		
7	KISTNA ...	86	8	2	...	77	806	75	94	2	1,683	1,947	...	690	...	3,429	911	1,118	276	143	1,880		
8	NELLORE ...	17	2	3	...	8	441	210	155	3	600	1,623	33	396	14	1,996	461	416	85	41	1,337		
9	CUDDAPAH ...	...	3	...	...	2	263	54	18	1	399	329	...	32	...	370	450	146	40	6	725		
10	KURNOOL ...	4	...	...	...	3	114	11	8	...	159	688	4	32	...	739	932	582	135	35	1,382		
11	BELLARY ...	45	28	...	...	81	254	107	22	...	524	354	...	31	...	509	496	284	41	7	934		
12	ANANTAPUR ...	4	3	...	...	3	126	117	9	2	226	694	28	14	2	516	646	483	49	4	1,364		
13	MADRAS ...	313	20	...	...	357	613	33	3	...	1,341	1,266	...	1	...	2,986	525	135	10	5	1,903		
14	CHINGLEPUT ...	177	1	1	...	140	470	50	14	...	920	2,311	...	89	...	5,596	600	227	63	3	1,721		
15	NORTH ARCOT ...	166	2	...	...	261	807	59	67	1	1,988	2,337	12	242	1	4,297	574	124	52	3	1,213		
16	SALEM ...	39	3	3	...	34	660	304	46	25	1,596	6,901	...	1,074	...	9,784	489	392	52	13	995		
17	COIMBATORE ...	347	88	16	...	338	1,566	332	74	3	3,512	11,845	...	811	...	17,732	430	244	14	1	749		
18	NILGIRIS ...	1	...	...	...	9	43	...	...	...	61	1	...	...	...	2	...	...	...	...	...		
19	SOUTH ARCOT ...	35	...	...	...	42	327	17	18	...	558	2,055	...	192	...	4,628	397	149	38	2	902		
20	TANJORE ...	445	4	7	...	611	765	31	17	1	1,575	6,089	...	303	...	12,025	1,078	1,099	205	24	4,456		
21	TRICHINOPOLY ...	1,989	11	12	...	3,144	739	56	19	...	1,970	906	...	36	...	1,510	125	56	20	1	312		
22	MADURA ...	552	17	...	...	714	955	136	57	2	1,796	2,599	...	93	...	3,879	612	385	45	8	1,176		
23	TINNEVELLY ...	255	6	1	...	142	932	195	81	3	1,785	23,195	...	2,860	...	39,124	210	305	38	15	592		
24	MALABAR ...	418	1	1	...	391	989	53	60	...	2,640	16,972	...	2,519	...	28,855	618	211	86	4	1,848		
25	SOUTH CANARA ...	47	5	...	...	34	526	8	13	...	1,113	6,727	...	1,516	...	9,295	527	609	85	29	832		
Total, British Terry.		5,931	467	62	4	7,783	17,789	4,524	1,099	150	37,294	98,347	372	13,505	74	163,879	14,385	10,736	2,066	863	31,428		
26	PUDUKKOTTAI ...	...	...	...	...	3	101	6	13	...	210	207	...	39	...	282	90	42	22	3	152		
27	BANGANAPALLE ...	...	...	...	...	...	7	...	...	...	14	26	...	2	...	30	20	6	...	...	38		
28	SANDUR ...	...	...	...	...	...	4	3	...	...	4	...	...	...	...	...	3	...	...	...	4		
Total, Feudatories.		...	...	...	...	3	112	9	13	...	228	233	...	41	...	321	113	48	22	3	194		
Grand Total		5,931	467	62	4	7,786	17,901	4,533	1,112	150	37,522	98,480	372	13,546	74	164,200	14,498	10,784	2,088	866	31,623		
29	BELLARY CITY ...	45	...	...	...	74	66	18	4	...	197	...	...	...	...	...	25	3	...	...	88		
30	CALICUT CITY ...	90	1	1	...	69	87	...	3	...	200	256	...	7	...	601	58	...	7	...	175		
31	COIMBATORE CITY ...	112	54	1	...	192	163	13	6	...	438	154	...	...	...	271	5	3	...	...	14		
32	CUDDALORE CITY ...	...	...	...	...	1	59	...	4	...	130	222	...	8	...	476	30	12	4	...	82		
33	KUMBHAKONAM CITY ...	8	...	...	...	27	64	...	2	...	147	61	...	...	...	126	25	...	1	...	76		
34	MADRAS CITY ...	313	20	...	...	357	613	33	3	...	1,341	1,266	...	1	...	2,986	525	135	10	5	1,903		
35	MADURA CITY ...	3	...	...	...	5	72	4	2	...	142	181	...	...	...	295	29	4	3	...	59		
36	NEGAPATAM CITY ...	177	3	...	...	168	86	4	...	...	183	55	...	...	...	140	19	14	1	...	76		
37	SALEM CITY ...	...	...	...	...	...	71	7	...	...	143	95	...	...	...	177	37	7	...	...	38		
38	TANJORE CITY ...	20	...	...	...	38	103	...	1	...	240	21	...	...	...	45	12	5	...	...	42		
39	TRICHINOPOLY CITY ...	1,856	11	12	...	2,927	285	17	26	...	1,032	40	...	...	...	148	10	17	...	...	121		
Total, Cities		2,624	89	14	...	3,859	1,669	96	51	...	4,193	2,351	...	16	...	5,265	775	200	26	5	2,674		
Total Workers and Dependents in the Presidency.		14,184					59,956					253,052					56,904						



Table XV.

OCCUPATIONS.  
VII. Food, Drink and  
Stimulants.

257

XV.

—continued.

AND SUPPLY OF MATERIAL SUBSTANCES—cont.

Drink and Stimulants—cont.

Provision of Drink, Condiments and Stimulants—concd.

133. WINE AND SPIRIT DISTILLERS.					134. WINE AND SPIRIT SELLERS.					135. MISCELLANEOUS.					Total Sub-order 19.					NUMBER.
Actual workers.				Dependents.	Actual workers.				Dependents.	Actual workers.				Dependents.	Actual workers.				Dependents.	
Total.		Partially Agriculturist.			Total.		Partially Agri- culturist.			Total.		Partially Agri- culturist.			Total.		Partially Agri- culturist.			
Males.	Females.	Males.	Females.		Males.	Females.	Males.	Females.		Males.	Females.	Males.	Females.		Males.	Females.	Males.	Females.		
768	769	770	771	772	773	774	775	776	777	778	779	780	781	782	783	784	785	786	787	
5	...	...	...	5	605	148	132	21	1,201	4	1	...	...	9	9,200	4,609	718	233	14,338	1
20	5	2	...	10	65	7	17	6	91	...	...	...	...	...	2,532	955	169	157	4,905	2
4	...	...	...	3	278	107	22	2	526	30	71	...	...	87	14,617	9,874	1,176	523	22,605	3
50	17	8	2	173	795	207	250	29	1,811	...	...	...	...	...	3,443	1,901	506	53	7,748	4
...	...	...	...	...	205	107	35	2	674	5	1	...	...	40	20,528	4,436	2,823	156	42,616	5
...	...	...	...	...	96	73	11	18	253	...	...	...	...	...	1,042	408	113	28	1,979	6
...	...	...	...	...	319	157	56	11	680	3	...	...	...	14	18,603	5,260	2,541	281	34,477	7
...	...	...	...	...	368	54	87	1	519	...	...	...	...	1	16,300	7,804	3,382	250	26,247	8
...	...	...	...	...	259	84	26	4	508	48	161	4	2	90	8,810	5,525	993	177	14,008	9
...	...	...	...	...	99	67	18	4	157	...	...	...	...	...	8,827	4,104	820	160	12,700	10
...	...	...	...	...	79	21	2	...	170	32	2	...	...	42	5,824	2,631	879	57	9,431	11
...	...	...	...	...	112	45	7	1	166	30	37	...	...	32	6,916	3,246	425	58	10,786	12
...	...	...	...	...	159	7	3	...	476	155	13	...	...	475	6,537	1,448	38	9	16,507	13
...	...	...	...	...	116	24	9	1	315	48	80	2	...	108	10,391	3,055	493	34	21,221	14
...	...	...	...	...	253	39	23	2	658	20	1	1	...	23	15,094	5,925	1,432	87	30,747	15
...	...	...	...	...	198	101	23	3	520	46	23	6	20	91	14,987	6,222	1,722	180	26,281	16
...	...	...	...	...	245	87	14	1	457	15	12	...	...	65	23,620	9,431	1,295	109	41,270	17
...	...	...	...	...	61	...	1	...	159	20	3	2	...	43	692	102	7	...	778	18
...	...	...	...	5	182	66	19	8	459	10	...	...	...	16	12,823	3,286	1,420	219	24,565	19
...	...	...	...	...	121	15	5	...	366	53	11	8	...	129	21,548	9,041	1,390	106	47,996	20
...	...	...	...	...	92	26	12	1	242	23	5	1	...	55	9,068	2,418	867	60	16,763	21
...	...	...	...	...	163	51	8	2	309	189	30	10	...	321	20,389	8,658	1,233	176	37,499	22
...	...	...	...	...	146	32	12	1	357	53	9	4	...	318	37,129	4,280	4,209	114	71,271	23
...	...	...	...	...	422	35	48	...	853	333	748	6	14	1,275	41,183	3,904	3,909	75	81,007	24
...	...	...	...	...	147	117	12	6	251	241	4	15	...	523	15,400	2,337	2,234	67	24,315	25
79	22	10	2	196	5,585	1,677	852	124	12,178	1,359	1,262	59	36	3,757	345,503	110,920	34,789	3,368	642,260	
...	...	...	...	...	20	16	3	...	52	1	...	...	...	...	2,076	1,293	305	40	3,902	26
2	...	...	...	2	12	2	...	...	22	...	...	...	...	...	315	96	8	1	435	27
1	...	...	...	1	1	6	...	1	6	...	...	...	...	...	50	35	2	1	77	28
3	...	...	...	3	42	24	2	1	80	1	...	...	...	...	2,441	1,424	315	42	4,464	
82	22	10	2	199	5,627	1,701	854	125	12,258	1,359	1,262	59	36	3,757	347,944	112,344	35,104	3,410	646,724	
...	...	...	...	...	25	...	...	...	56	31	...	...	...	42	654	165	20	...	1,526	29
...	...	...	...	...	63	...	4	...	179	166	87	1	...	385	1,660	91	45	...	3,944	30
...	...	...	...	...	10	2	1	...	26	6	3	...	...	23	992	366	26	1	2,345	31
...	...	...	...	5	7	...	2	...	7	...	...	...	...	4	783	93	43	3	1,730	32
...	...	...	...	...	20	...	...	...	72	4	...	1	...	16	874	11	32	...	1,878	33
...	...	...	...	...	159	7	3	...	476	155	13	...	...	475	6,537	1,448	38	9	16,507	34
...	...	...	...	...	3	...	1	...	4	12	...	...	...	13	1,152	83	38	...	1,760	35
...	...	...	...	...	20	...	1	...	54	15	1	2	...	43	986	1,085	20	...	1,408	36
...	...	...	...	...	18	3	...	...	57	...	...	...	...	1	600	326	11	1	1,544	37
...	...	...	...	...	18	1	1	...	53	12	...	4	...	27	538	75	19	...	1,482	38
...	...	...	...	...	39	1	...	...	106	20	3	1	...	54	3,042	102	62	...	6,476	39
...	...	...	...	5	382	14	13	...	1,090	421	107	9	...	1,083	17,818	3,845	354	14	40,600	
303					19,586					6,378					1,107,012					



**Table XV.**  
**OCCUPATIONS.**  
**VIII. Light, Firing**  
**and Forage.**

258

**TABLE**  
**Occupations**

NUMBER.		DISTRICT, STATE OR CITY.	CLASS D.—PREPARATION																		
			Order VII.—Food, Drink and Stimulants— <i>concl'd.</i>					Order VIII.—Light,													
								Sub-order 20.—													
			Total Order VII.					136. GAS-WORKS : OWNERS, MANAGERS AND SUPERIOR STAFF.					137. GAS-WORKS : OPERATIVES AND OTHER SUBORDINATES.					* 142. PETROLEUM DEALERS.			
			Actual workers.				Dependents.	Actual workers.				Dependents.	Actual workers.				Dependents.				
			Total.		Partially Agriculturist.			Total.		Partially Agriculturist.			Total.		Partially Agriculturist.						
			Males.	Females.	Males.	Females.		Both sexes.	Males.	Females.	Males.		Females.	Both sexes.	Males.	Females.		Males.	Females.	Both sexes.	
			788	789	790	791	792	793	794	795	796	797	798	799	800	801	802	803	804	805	806
1	GANJAM ...	41,952	46,200	4,027	2,870	68,228	1	...	...	...	2	...	...	...	...	54	10	2	1	33	
2	AGENCY, GANJAM ...	3,692	2,217	342	288	6,722	...	...	...	...	...	...	...	...	...	...	...	...	...	...	
3	VIZAGAPATAM ...	41,163	39,609	3,081	2,011	61,159	...	...	...	...	...	...	...	...	...	25	4	...	...	63	
4	AGENCY, VIZAGAPATAM ...	6,581	5,941	614	83	14,083	...	...	...	...	...	...	...	...	...	5	1	...	...	17	
5	GODAVARI ...	42,790	37,361	4,021	931	94,287	...	...	...	...	...	...	...	...	...	75	7	2	1	86	
6	AGENCY, GODAVARI ...	1,546	854	151	50	2,925	...	...	...	...	...	...	...	...	...	...	...	...	...	...	
7	KISTNA ...	31,925	17,467	3,000	908	60,193	...	...	...	...	...	...	...	...	...	53	...	1	...	57	
8	NELLORE ...	23,546	21,653	4,800	750	46,908	...	...	...	...	...	...	...	...	...	63	7	2	...	80	
9	CUDDAPAH ...	12,934	9,372	1,424	280	22,039	...	...	...	...	...	...	...	...	...	21	5	5	...	35	
10	KURNOOL ...	12,795	8,859	1,234	268	19,185	...	...	...	...	...	...	...	...	...	21	...	2	...	28	
11	BELLARY ...	10,591	6,904	1,121	137	19,790	...	...	...	...	...	...	...	...	...	14	1	...	...	38	
12	ANANTAPUR ...	9,752	6,951	823	116	16,561	...	...	...	...	...	...	...	...	...	26	...	1	...	59	
13	MADRAS ...	17,094	9,666	90	18	44,777	5	...	...	...	...	5	...	...	19	46	6	...	...	89	
14	CHINGLEPUT ...	25,871	19,251	927	154	50,535	...	...	...	...	...	...	...	...	...	34	...	1	...	71	
15	NORTH ARCOT ...	25,922	18,900	2,343	330	56,985	...	...	...	...	...	...	...	...	...	48	...	6	...	92	
16	SALEM ...	24,633	22,159	2,631	612	47,847	...	...	...	...	...	...	...	...	...	95	9	5	...	92	
17	COIMBATORE ...	39,175	35,000	1,860	484	70,445	...	...	...	...	...	...	...	...	...	46	3	4	...	58	
18	NILGIRIS ...	1,568	434	42	5	2,519	...	...	...	...	...	...	...	...	...	...	...	...	...	...	
19	SOUTH ARCOT ...	26,756	21,269	2,452	444	52,009	...	...	...	...	...	...	...	...	...	22	3	...	...	50	
20	TANJORE ...	40,363	33,100	2,154	326	106,975	...	...	...	...	...	...	...	...	...	36	...	2	...	82	
21	TRICHINOPOLY ...	14,533	12,325	1,414	158	31,123	...	...	...	...	...	...	...	...	...	15	...	...	...	36	
22	MADURA ...	33,340	32,602	1,677	330	72,394	...	...	...	...	...	...	...	...	...	21	1	2	...	60	
23	TINNEVELLY ...	52,724	38,674	3,502	920	113,606	...	...	...	...	...	...	...	...	...	24	...	1	...	69	
24	MALABAR ...	22,944	42,407	6,610	818	202,786	...	...	...	...	...	...	...	...	...	23	2	...	...	47	
25	SOUTH CANARA ...	31,485	20,231	3,536	878	51,430	...	...	...	...	...	...	...	...	...	1	...	...	...	9	
Total, British Terry.		666,445	532,317	56,645	14,228	1,335,516	6	...	...	...	2	5	...	...	...	19	768	69	36	2	1,283
26	PUDUKOTTAI ...	3,119	3,255	493	93	6,152	...	...	...	...	...	...	...	...	...	6	...	...	...	8	
27	BANGANAPALLE ...	512	264	11	1	919	...	...	...	...	...	...	...	...	...	4	1	...	...	4	
28	SANDUR ...	138	107	4	2	290	...	...	...	...	...	...	...	...	...	...	...	...	...	...	
Total, Feudatories.		3,769	3,656	508	96	7,561	...	...	...	...	...	...	...	...	...	10	1	...	...	12	
Grand Total		670,214	535,973	57,153	14,324	1,342,877	6	...	...	...	2	5	...	...	...	19	778	60	38	2	1,300
29	BELLARY CITY ...	1,975	1,275	35	1	5,392	...	...	...	...	...	...	...	...	...	4	1	...	...	17	
30	CALICUT CITY ...	4,153	592	125	3	10,200	...	...	...	...	...	...	...	...	...	3	...	...	...	5	
31	COIMBATORE CITY ...	1,914	1,742	53	3	5,386	...	...	...	...	...	...	...	...	...	4	...	...	...	12	
32	CUDDALORE CITY ...	2,194	2,307	92	32	4,930	...	...	...	...	...	...	...	...	...	...	...	...	...	1	
33	KUMBAKONAM CITY ...	1,339	2,129	62	2	4,707	...	...	...	...	...	...	...	...	...	5	...	...	...	11	
34	MADRAS CITY ...	17,094	9,666	90	18	44,777	5	...	...	...	...	5	...	...	19	46	8	...	...	89	
35	MADURA CITY ...	2,556	3,488	88	12	6,140	...	...	...	...	...	...	...	...	...	10	...	...	...	31	
36	VIZAGAPATAM CITY ...	2,282	3,306	40	...	6,190	...	...	...	...	...	...	...	...	...	1	...	...	...	6	
37	SALEM CITY ...	1,551	2,153	41	5	4,352	...	...	...	...	...	...	...	...	...	11	...	...	...	4	
38	TANJORE CITY ...	1,590	2,300	37	4	5,255	...	...	...	...	...	...	...	...	...	4	...	1	...	7	
39	TRICHINOPOLY CITY ...	4,806	3,460	95	9	12,964	...	...	...	...	...	...	...	...	...	11	...	...	...	29	
Total, Cities		41,954	52,808	758	89	110,293	5	...	...	...	...	5	...	...	...	19	99	7	1	...	212
Total Workers and Dependents in the Presidency.		2,549,064					8					24					2,138				

\* There are no entries under groups Nos. 138, 139, 140 and 141.



Table XV.  
OCCUPATIONS.  
VIII. Light, Firing  
and Forage.

259

XV.

—continued.

AND SUPPLY OF MATERIAL SUBSTANCES—cont.

Firing and Forage.

Lighting.

Firing and Forage.																									Sub-order 21.—Fuel and Forage.					NUMBER.
143. PRESSERS OF VEGETABLE OIL FOR LIGHTING.					144. SELLERS OF VEGETABLE OIL FOR LIGHTING.					145. MATCH, CANDLE, TORCH, LAMP, LANTERN MAKERS AND SELLERS, ETC.					Total Sub-order 20.					146. COLLIERIES: OWNERS, MANAGERS AND SUPERIOR STAFF.										
Actual workers.				Dependents.	Actual workers.				Dependents.	Actual workers.				Dependents.	Actual workers.				Dependents.	Actual workers.				Dependents.						
Total.		Partially Agricultural.			Total.		Partially Agricultural.			Total.		Partially Agricultural.			Total.		Partially Agricultural.			Total.		Partially Agricultural.			Total.		Partially Agricultural.			
Males.	Females.	Males.	Females.		Males.	Females.	Males.	Females.		Males.	Females.	Males.	Females.		Males.	Females.	Males.	Females.		Males.	Females.	Males.	Females.		Males.	Females.	Males.	Females.		
808	809	810	811	812	813	814	815	816	817	818	819	820	821	822	823	824	825	826	827	828	829	830	831	832						
40	94	3	3	108	126	192	10	13	273	8	1	7	229	296	16	17	483								1					
66	53	1	4	60	106	82			174	27			37	224	139	1	4	334							2					
13	17		3	18	26	112	6	7	103		1		12	31	131	6	10	120							3					
					79	50	1		316	19	2			186	59	3	1	441							4					
45	1			28	71	11	3	1	186	17	2	1	10	186	14	5	1	281							5					
4	5	1		18	117	5	23		122	4			9	188	17	26		229							6					
45	38	2	3	191	134	72	17		368	13	1		11	213	116	24	3	605							7					
2	3			2	85	45		2	166	2			23	110	48	2	2	196							8					
49	80			66	48	34	2		121	39			2	150	115	2		248							9					
24	16		2	62	71	37	5		163	13			2	134	53	6	2	286							10					
13	5			29					6	16	5		57	85	16			200							11					
						4			2	4			10	38	4	1		83							12					
47	6			20	128	59	23	3	162	14			14	237	65	29	3	288							13					
43	15	3		26	30	14			50	119	15	2	1	33	287	53	10	1	171						14					
8	40	2		46	55	156	4		96	154	2	1	82	263	201	11		280							15					
																									16					
37	27	6		64	51	83	19	2	269	2			252	112	113	25	2	383							17					
43	9	4		76	11	5			13	50	10		1	140	24	6		423							18					
16	7	2		42	81	19	6		161	13	1		40	125	27	8		240							19					
	8			15	125	138	7	1	148	46	1		34	192	148	9	1	263							20					
12	1	2		37	27	43	2	2	56	20			157	83	44	5	2	196							21					
4,183	1,794	413	142	7,085	678	248	38	12	1,662	158	7	1	22	5,042	2,051	452	154	9,281							22					
425	301	80	31	479						6	60		2	432	361	80	33	510							23					
																									24					
																									25					
5,115	2,520	519	188	8,472	2,049	1,409	166	43	4,949	744	107	6	3	813	8,687	4,095	727	236	15,543	2					1					
1															7				8						26					
1	33			10	15	3			22					20	37			36							27					
				14		4			4	1				15		4		8							28					
2	33			10	29	3	4		26	1				4	42	37	4		52											
5,117	2,553	519	188	8,482	2,078	1,412	170	43	4,975	745	107	6	3	817	8,729	4,132	731	236	15,595	2					1					
				3	5				3	3				3	12	1			26						29					
271	4	9		357	24		2		71	8	6		12	306	10	11		445							30					
1				5						3			2	8				19							31					
3	1			1		1			3					3	2			5							32					
4		1		11	6	3			2	11	6		4	26	9	1		28							33					
13	5			29					6	16	5		57	85	16			200							34					
				5	1	31			9	7			10	16	31			55							35					
1				4						21			113	23				123							36					
										11			9	22				13							37					
1										5	1		6	10	1	1		16							38					
7	2	2		6						1	1		1	19	3	2		36							39					
361	12	12		424	36	35	2		94	86	19			217	532	73	15		966	1					1					
16,152				8,465					1,669					28,456					3											



Table XV.

OCCUPATIONS.  
VIII. Light, Firing  
and Forage.

260

TABLE

Occupations

CLASS D.—PREPARATION

Order VIII.—Light,

Sub-order 21.—

CLASS D.—PREPARATION																							
Order VIII.—Light.																							
Sub-order 21.—																							
NUMBER.		DISTRICT, STATE OR CITY.		147. COLLIERIES : MINERS AND OTHER SUBORDINATES.					148. COAL DEALERS, BROKERS, COMPANY MANAGERS, ETC.					149. HAY, GRASS, AND FODDER SELLERS.					150. FIREWOOD, CHARCOAL AND COWDUNG SELLERS.				
				Actual workers.			Dependents.		Actual workers.			Dependents.		Actual workers.			Dependents.		Actual workers.			Dependents.	
				Total.	Partially Agriculturist.				Total.	Partially Agriculturist.				Total.	Partially Agriculturist.				Total.	Partially Agriculturist.			
					Males.	Females.				Males.	Females.				Males.	Females.				Males.	Females.		
				833	834	835	836	837	838	839	840	841	842	843	844	845	846	847	848	849	850	851	852
1	GANJAM ...	3			3	1				176	170	7	5	195	3,907	9,442	540	950	6,208				
2	AGENCY, GANJAM ...														36	56	3	5	25				
3	VIZAGAPATAM ...									1,146	2,242	16	13	1,426	4,681	7,018	338	287	6,702				
4	AGENCY, VIZAGAPATAM ...									7	2			10	406	886	1	2	955				
5	GODAVARI ...	1			2	1			7	244	1,037	3	6	517	1,146	1,224	27	11	1,806				
6	AGENCY, GODAVARI ...	4			2					8				9	74	85			92				
7	KISTNA ...									200	861	12	59	343	901	1,178	91	108	1,521				
8	NELLORE ...					3		2	2	655	3,573	17	138	511	3,388	3,508	318	134	4,267				
9	CUDDAPAH ...					4			8	155	221	3	17	187	1,407	912	68	18	2,655				
10	KURNOOL ...								3	91	285			162	645	635	23	43	907				
11	BELLARY ...									235	584	3	7	524	940	1,080	43	39	1,807				
12	ANANTAPUR ...									129	249	1	2	209	749	868	44	20	1,064				
13	MADRAS ...	2			5	10		1	52	110	894			596	562	318	8		1,571				
14	CHINGLEPUT ...					4			5	760	3,492	7	23	1,875	1,690	2,707	32	28	2,341				
15	NORTH ARCOT ...					1			1	203	1,374	6	18	707	2,741	2,670	95	57	4,314				
16	SALEM ...									270	1,335	23	17	675	1,941	4,622	50	83	2,912				
17	COIMBATORE ...									607	3,196	7	35	1,285	1,540	3,219	38	38	2,679				
18	NILGIRIS ...									28	324			138	30	93			142				
19	SOUTH ARCOT ...									82	662	4	29	276	456	571	10	18	752				
20	TANJORE ...								3	95	1,693		10	621	190	620	8	8	553				
21	TRICHINOPOLY ...								5	135	1,335	1	47	460	195	536	12	1	522				
22	MADRAS ...				5					203	2,362	3	38	579	1,589	3,279	38	63	2,884				
23	TINNEVELLY ...				1					254	713	12	5	520	945	1,966	51	30	1,735				
24	MALABAR ...									297	532	20	28	319	1,633	984	62	36	2,530				
25	SOUTH CANARA ...									139	883	8	44	535	249	536	31	32	692				
Total, British Terry.		10			18	54		3	86	6,139	27,989	163	541	12,679	32,140	50,373	1,931	2,017	52,026				
26	PUDUKKOTTAI ...									65	550		2	134	23	97	5	2	48				
27	BANGANAPALLE ...									1	14			1	102	78	8	4	103				
28	SANDUR ...									47	101	1	6	50	5	52			26				
Total, Feudatories.										113	674	1	8	185	130	227	13	6	167				
Grand Total		10			18	54		3	86	6,252	28,663	164	549	12,864	32,270	50,600	1,944	2,023	52,193				
29	BELLARY CITY ...									132	328			383	78	489	1		415				
30	CALICUT CITY ...									60	86	4	6	56	57	16			143				
31	COIMBATORE CITY ...									11	112			63	15	59			87				
32	CUDDALORE CITY ...									40	251	3	8	67	19	44			78				
33	KUMBAKONAM CITY ...									2	186			66	16	7	3		50				
34	MADRAS CITY ...	2			5	40		1	52	110	894			596	562	318	8		1,571				
35	MADRAS CITY ...									11	73			34	112	58	4		297				
36	NEGAPATAM CITY ...									5	31			16	29	29			78				
37	SALEM CITY ...									65	295			174	154	345			300				
38	TANJORE CITY ...									19	288			110	15	33			41				
39	TRICHINOPOLY CITY ...								5	58	639	1	12	281	23	68	1		166				
Total, Cities		2			5	40		1	57	513	3,093	8	20	1,840	1,071	1,466	17		3,286				
Total Workers and Dependents in the Presidency.		28					140					47,779					135,063						



Table XV.

OCCUPATIONS.  
IX. Buildings.

261

XV

—continued.

AND SUPPLY OF MATERIAL SUBSTANCES—cont.

Firing and Forage—concltd.

Fuel and Forage—concltd.

Order IX.—Buildings.

Sub-order 22.—Building Materials.

Total Sub-order 21.					Total Order VIII.					151. BRICK AND TILE FACTORIES: OWNERS, MANAGERS AND SUPERIOR STAFF.					152. BRICK AND TILE FACTORIES: OPERATIVES AND OTHER SUBORDINATES.					NUMBER.
Actual workers.				Dependents.	Actual workers.				Dependents.	Actual workers.				Dependents.	Actual workers.				Dependents.	
Total.		Partially Agri-culturist.			Total.		Partially Agriculturist.			Total.		Partially Agri-culturist.			Total.		Partially Agri-culturist.			
Males.	Females.	Males.	Females.	Both sexes.	Males.	Females.	Males.	Females.	Both sexes.	Males.	Females.	Males.	Females.	Both sexes.	Males.	Females.	Males.	Females.	Both sexes.	
853	854	855	856	857	858	859	860	861	862	863	864	865	866	867	868	869	870	871	872	
4,177	9,612	547	961	6,406	4,400	9,908	563	978	6,889	...	...	...	...	...	...	...	...	...	...	
36	56	3	5	25	36	56	3	5	25	...	...	...	...	...	...	...	...	...	...	
5,827	9,860	354	300	3,128	6,051	9,999	355	304	8,462	...	...	...	...	...	...	...	...	...	...	
413	988	1	2	965	444	1,119	7	12	1,085	...	...	...	...	...	...	...	...	...	...	
1,392	2,261	30	17	2,422	1,578	2,320	33	18	2,863	...	...	...	...	...	...	...	...	...	...	
87	85	...	...	103	87	85	...	...	105	...	...	...	...	...	...	...	...	...	...	
1,101	2,039	103	167	1,864	1,287	2,053	108	168	2,145	...	...	...	...	4	...	...	...	...	...	
4,046	7,081	337	272	4,780	4,234	7,008	363	272	5,009	...	...	...	...	...	...	...	...	...	...	
1,566	1,133	71	35	2,850	1,779	1,249	95	38	3,455	...	...	...	...	...	...	...	...	...	...	
736	920	23	43	1,072	840	968	25	45	1,268	...	...	...	...	...	...	...	...	...	...	
1,184	2,254	46	46	2,331	1,334	2,379	48	46	2,579	...	...	...	...	...	1	...	...	...	1	
878	1,117	45	22	1,273	1,012	1,170	51	24	1,559	...	...	...	...	...	...	...	...	...	...	
715	1,212	9	...	2,225	800	1,228	9	...	2,425	...	...	...	...	3	...	...	...	...	...	
2,454	6,259	39	51	4,221	2,492	6,265	40	51	4,304	...	...	...	...	...	...	...	...	...	...	
2,945	4,044	101	75	5,022	3,182	4,169	130	78	5,310	...	...	...	...	...	...	...	...	...	...	
2,211	5,957	73	100	3,587	2,498	6,010	83	101	3,758	...	...	...	...	...	...	...	...	...	...	
2,147	6,415	45	73	4,264	2,410	6,616	56	73	4,544	...	...	...	...	...	...	...	...	...	...	
58	417	...	...	280	58	417	...	...	280	...	...	...	...	...	...	...	...	...	...	
538	1,233	14	47	1,028	650	1,346	39	49	1,511	...	...	...	...	...	...	...	...	...	...	
285	2,283	8	18	1,177	425	2,307	14	18	1,600	...	...	...	...	...	...	...	...	...	...	
330	1,871	13	48	987	455	1,898	21	48	1,227	...	...	...	...	...	...	...	...	...	...	
1,792	5,641	41	101	3,468	1,984	5,789	50	102	3,731	...	...	...	...	...	...	...	...	...	...	
1,199	2,679	63	35	2,256	1,282	2,723	68	37	2,452	...	...	...	...	...	...	...	...	...	...	
1,840	1,516	82	64	2,949	6,882	3,567	534	218	12,130	13	...	1	...	18	885	261	24	...	1,384	
388	1,419	39	76	1,227	820	1,780	119	109	1,737	28	...	3	...	85	1,412	330	26	...	1,307	
38,345	78,362	2,087	2,558	64,510	47,032	82,457	2,814	2,794	80,353	41	...	4	...	110	2,298	651	50	...	2,692	
88	656	5	4	182	95	656	5	4	190	...	...	...	...	...	...	...	...	...	...	
103	92	8	4	94	123	129	8	4	130	...	...	...	...	...	...	...	...	...	...	
52	153	1	5	76	67	153	5	6	84	...	...	...	...	...	...	...	...	...	...	
243	901	14	14	352	285	938	18	14	404	...	...	...	...	...	...	...	...	...	...	
38,588	79,263	2,101	2,572	65,162	47,317	83,395	2,832	2,808	80,757	41	...	4	...	110	2,298	651	50	...	2,692	
210	817	1	...	798	222	818	1	...	824	...	...	...	...	...	1	...	...	...	1	
117	102	4	6	199	423	112	15	6	644	...	...	...	...	...	24	11	...	...	106	
26	171	...	...	150	34	171	...	...	169	...	...	...	...	...	...	...	...	...	...	
59	295	3	8	145	62	297	3	8	150	...	...	...	...	...	...	...	...	...	...	
18	193	3	...	116	44	202	4	...	144	...	...	...	...	...	...	...	...	...	...	
715	1,212	9	...	2,225	800	1,228	9	...	2,425	...	...	...	...	3	...	...	...	...	...	
123	131	4	...	331	141	162	4	...	386	...	...	...	...	...	...	...	...	...	...	
25	60	...	...	94	48	60	...	...	217	...	...	...	...	...	...	...	...	...	...	
219	550	...	...	534	241	550	...	...	547	...	...	...	...	...	...	...	...	...	...	
34	321	...	...	151	44	322	1	...	167	...	...	...	...	...	...	...	...	...	...	
81	707	2	12	452	100	710	4	12	488	...	...	...	...	...	...	...	...	...	...	
1,627	4,559	26	26	5,195	2,159	4,632	41	26	6,161	...	...	...	...	3	25	11	...	...	107	
183,013					211,469					151					5,641					



Table XV.

OCCUPATIONS.  
IX. Buildings.

262

TABLE

Occupations

CLASS D.—PREPARATION

Order IX.—

Sub-order 22.—

NUMBER.		DISTRICT, STATE OR CITY.		CLASS D.—PREPARATION																			
				Order IX.—																			
				Sub-order 22.—																			
				* 155. BRICK AND TILE MAKERS.					156. BRICK AND TILE SELLERS.					157. LIME, CRUNAM AND SHELL BURNERS.					158. LIME, CRUNAM AND SHELL SELLERS.				
				Actual workers.			Dependents.	Actual workers.			Dependents.	Actual workers.			Dependents.	Actual workers.			Dependents.				
				Total.	Partially Agriculturalist.	Total.		Partially Agriculturalist.	Total.	Partially Agriculturalist.		Total.	Partially Agriculturalist.										
Males.	Females.	Males.	Females.	Both sexes.	Males.	Females.	Males.	Females.	Both sexes.	Males.	Females.	Males.	Females.	Both sexes.	Males.	Females.	Males.	Females.	Both sexes.				
873	874	875	876	877	878	879	880	881	882	883	884	885	886	887	888	889	890	891	892				
1	GANJAM	55	2	2	61	13	1		41	48	10	5		54	35	29			53				
2	AGENCY, GANJAM	1			2																		
3	VIZAGAPATAM	113	63	3	170	32	1		42	73	26	9	2	98	270	449	1	2	423				
4	AGENCY, VIZAGAPATAM.	9			11									2	17	2			46				
5	GODAVARI	298	31	21	451	27	2	1	33	123	55	5		300	296	234	14	21	672				
6	AGENCY, GODAVARI	19	6		13					7	1			1	12	8	2	2	16				
7	KISTNA	308	42	15	450	12	15	1	45	121	24	2	1	51	17	77	4	5	39				
8	NELLORE	145	55	16	309	2			5	66	11	5		47	166	65	44	1	215				
9	CUDDAPAH	12	3	1	20	3			18	137	79	14	4	156	270	347	25	34	410				
10	KURNOOL				9				13	9	8	1		58	106	117	14	5	173				
11	BELLARY	4		1	17					108	57	7	4	115	62	77	5	5	149				
12	ANANTAPUR	7	1		9	10			10	106	49	8	7	137	294	275	12	5	420				
13	MADRAS	113	60	2	178	28		2	69	194	192	1		310	94	50			279				
14	CHINGLEPUT	665	603	6	934	67	27	6	171	73	22	7		91	242	422	11	6	420				
15	NORTH ARCOT	151	58	3	371	19		1	46	156	248	27	35	302	341	977	23	12	713				
16	SALEM	272	145	25	269	50	13	4	63	95	201	6	11	117	372	794	23	23	605				
17	COIMBATORE	196	145	9	380	30	9		128	156	1908		2	372	167	962	6	15	450				
18	NILGIRIS	92	27	6	112	6	4	1	9						15	7			9				
19	SOUTH ARCOT	75	503	3	822	17	11		62	24	51		1	74	187	318	14	6	430				
20	TANJORE	532	87	4	928	63	3	10	179	61	77	2		143	450	390	28	1	1,030				
21	TRICHINOPOLY	191	91	11	412	149	5	17	188	20	81			96	213	252	45	10	370				
22	MADRAS	491	321	7	824	55	27	3	191	318	292	18		454	339	756	13	7	634				
23	TINNEVELLY	98	25	5	158	149	9	8	242	277	178	7		395	519	592	36	15	1,121				
24	MALABAR	203	19	14	255	57	23	2	101	276	428	4	9	719	331	272	14	1	591				
25	SOUTH CANARA	5	2		13	6	1	1	26	107	197	2	9	165	101	98	1	3	174				
Total, British Terry.		4,058	2,289	154	33	7,169	804	151	56	3	1,682	2,555	3,194	130	85	4,257	4,856	7,670	335	179	9,442		
26	PUDUKKOTTAI	145	58	18	207	19	5	3	39	12	78			33	81	114	6	8	118				
27	BANGANAPALLE									14			1	7	39	22			47				
28	SANDUR	6		1	3				11	4	3			3									
Total, Feudatories.		150	58	19	210	19	5	3	50	16	95		1	43	120	136	6	8	165				
Grand Total		4,208	2,347	173	46	7,379	823	156	59	3	1,732	2,571	3,289	130	86	4,300	4,976	7,706	341	187	9,607		
29	BELLARY CITY	2			9					16	23			48	3	4			18				
30	CALICUT CITY	11	1		43	10			5	6				11	13	3			37				
31	COIMBATORE CITY	4			4		1			1	2			6	1	12			13				
32	CUDDALORE CITY	1								11	16			11	2	19			25				
33	KUMBakonam CITY	47	4		89	7	3		35	1	3			1	18	5	1		19				
34	MADRAS CITY	113	60	2	178	28		2	69	194	192	1		310	94	50			279				
35	MADRAS CITY	92	62	1	180	18			50	8	2	1		55	1	1			4				
36	NEGAPATAM CITY				2				4		13			12	9	7	3		37				
37	SALEM CITY	22	18	1	23				5		54			14	1	35			9				
38	TANJORE CITY	8	44		31	13		4	40	7				9	23	17	1		101				
39	TRICHINOPOLY CITY	34	10		162	13			52	14	73			89	14	58			83				
Total, Cities		334	199	4	725	91	4	6	260	258	378	2		566	179	211	5		625				
Total Workers and Dependents in the Presidency.		13,934					2,711					10,160					22,289						

\* There are no entries under groups Nos. 153 and 154.



XV.

—continued.

AND SUPPLY OF MATERIAL SUBSTANCES—cont.

Buildings—cont.

Building Materials—contd.

Building Materials— <i>concd.</i>																									Sub-order 23.—Artificers in Building.					NUMBER
159. THATCH DEALERS.					160. CEMENT WORKS: OWNERS, MANAGERS AND SUPERIOR STAFF.					161. CEMENT WORKS: OPERATIVES AND OTHER SUBORDINATES.					Total Sub-order 22.					162. BUILDING CONTRACTORS.										
Actual workers.					Actual workers.					Actual workers.					Actual workers.					Actual workers.										
Total.		Partially Agri-culturist.		Dependents.	Total.		Partially Agri-culturist.		Dependents.	Total.		Partially Agri-culturist.		Dependents.	Total.		Partially Agri-culturist.		Dependents.	Total.		Partially Agri-culturist.		Dependents.						
Males.	Females.	Males.	Females.		Males.	Females.	Males.	Females.		Males.	Females.	Males.	Females.		Males.	Females.	Males.	Females.		Males.	Females.	Males.	Females.		Males.	Females.				
893	894	895	896	897	898	899	900	901	902	903	904	905	906	907	908	909	910	911	912	913	914	915	916	917						
1															152	41	7		809	5		1		8	1					
55	3	9	2	89											1				2						2					
1															543	542	22	6	822	5					3					
1															27	2			59	2					4					
															745	322	41	21	1,457	8					5					
	3														38	15	2	2	30	1		1			6					
															462	161	21	7	602	13					7					
															319	131	65	2	577	3					8					
															422	429	40	38	604						9					
															124	125	15	5	244						10					
															175	134	13	9	282	4					11					
															417	325	20	12	576	8		2			12					
															538	348	6		1,047	59					13					
30	12			32						6					1,083	1,086	30	6	1,653	13	4				14					
															867	1,283	54	47	1,432	2		1			15					
															789	1,153	58	34	1,054	3					16					
															552	2,024	15	18	1,330	19					17					
															113	38	7	2	130	19	1	2			18					
															305	583	17	35	1,390	19					19					
19	88			57											1,116	645	44	1	2,337	36		3			20					
	35			3											573	464	73	10	1,069	13					21					
2	3			7											1,205	1,399	41	9	2,110	11					22					
				2											1,043	804	56	15	1,918	21		1			23					
50	18		2	124											1,815	1,021	59	12	3,192	9					24					
1				1											1,660	688	33	13	1,771	73	1	4			25					
153	162	9	4	326	12				15	107	46	1		204	14,884	14,063	739	304	25,897	327	6	18			1,009					
															257	255	27	21	397	2	1				1					
															39	36		1	54						26					
															9	3	1		17						27					
															305	294	28	22	468	2	1				1					
153	162	9	4	326	12				15	107	46	1		204	15,189	14,357	767	326	26,365	329	7	18			1,010					
															22	27			76						6					
				3											64	15			205	1					5					
															6	15			23	5					10					
															14	35			36						2					
															73	15	1		144						32					
															538	348	6		1,047	59		3			33					
															119	65	2		295	3					34					
															11	20	3		63	28		2			12					
															23	107	1		61						14					
															51	61	5		181						4					
															75	141			386	5					2					
																									17					
				3	9				13	100	46	1		195	996	849	18		2,497	101		5			288					
641					27					357					55,911					1,346										



Table XV.

OCCUPATIONS.  
IX. Buildings.

264

TABLE

Occupations

		CLASS D.—PREPARATION														
		Order IX.—														
		Sub-order 23.—														
		163. MASONS AND BUILDERS.					164. PAINTERS, PLUMBERS AND GLAZIERS.					165. THATCHERS.				
DISTRICT, STATE OR CITY.		Actual workers.				Dependents.	Actual workers.				Dependents.	Actual workers.				Dependents.
		Total.		Partially Agriculturist.			Total.		Partially Agri- culturist.			Total.		Partially Agri- culturist.		
		Males.	Females.	Males.	Females.		Males.	Females.	Males.	Females.		Males.	Females.	Males.	Females.	
		918	919	920	921	922	923	924	925	926	927	928	929	930	931	932
1	GANJAM ...	828	25	48	1	1,426	30	...	4	...	28	18	1	...	1	40
2	AGENCY, GANJAM ...	3	...	...	...	12	...	...	...	...	...	...	...	...	...	...
3	VIZAGAPATAM ...	1,687	205	41	4	3,422	...	1	...	...	...	68	...	...	...	141
4	AGENCY, VIZAGAPATAM.	57	6	...	...	90	...	...	...	...	...	1	...	...	...	5
5	GÓDÁVARI ...	2,882	101	99	3	5,135	7	...	...	...	22	78	1	5	...	95
6	AGENCY, GÓDÁVARI ...	147	12	...	2	114	...	...	...	...	...	...	...	...	...	...
7	KISTNA ...	4,069	944	364	147	6,276	53	...	...	...	75	59	...	9	...	101
8	NELLORE ...	2,113	467	204	11	3,206	3	...	...	...	4	14	...	1	...	17
9	CUDDAPAH ...	3,543	1,982	376	130	4,863	1	1	...	...	3	1	...	...	...	6
10	KURNOOL ...	1,736	543	177	44	2,908	...	...	...	...	...	2	...	...	...	...
11	BELLARY ...	3,612	1,910	381	140	6,160	...	...	...	...	3	2	...	...	...	3
12	ANANTAPUR ...	3,477	1,749	302	65	5,332	...	2	...	...	1	1	...	1	...	1
13	MADRAS ...	3,235	327	5	...	6,878	573	11	6	...	981	137	1	...	...	285
14	CHINGLEPUT ...	1,684	348	58	3	3,641	114	2	5	...	175	31	...	1	...	36
15	NORTH ARCOT ...	3,196	1,311	306	43	7,561	30	5	2	...	82	19	...	...	...	24
16	SALEM ...	5,261	1,565	246	51	6,590	32	12	...	...	49	9	1	...	...	11
17	COIMBATORE ...	6,195	2,949	122	19	7,777	11	...	1	...	14	39	1	1	...	83
18	NILGIRIS ...	548	219	13	...	1,259	29	...	...	...	77	...	...	...	...	...
19	SOUTH ARCOT ...	2,240	238	165	7	3,760	64	4	...	...	66	43	2	...	...	89
20	TANJORE ...	5,859	750	224	3	11,599	85	...	3	...	155	147	...	1	...	291
21	TRICHINOPOLY ...	1,892	279	179	6	3,761	92	3	4	...	252	222	3	5	...	437
22	MADURA ...	4,998	959	180	14	8,483	65	48	5	...	638	283	10	9	...	457
23	TINNEVELLY ...	3,469	273	171	...	5,631	49	...	...	...	78	66	...	3	...	127
24	MALABAR ...	5,214	163	246	3	9,585	34	...	...	...	29	177	39	5	...	400
25	SOUTH CANARA ...	1,841	26	166	...	2,718	2	...	1	...	3	31	...	5	...	34
Total, British Terry.		69,786	17,351	4,063	696	118,277	1,274	89	31	...	2,726	1,448	59	46	1	2,683
26	PUDUKKÓTTAI ...	690	115	36	1	1,134	13	...	1	...	12	32	...	...	...	18
27	BANGANAPALLE ...	137	57	2	9	295	...	...	...	...	...	...	...	...	...	...
28	SANDUR ...	11	6	...	...	24	...	...	...	...	...	...	...	...	...	...
Total, Feudatories.		828	178	38	10	1,363	13	...	1	...	12	32	...	...	...	18
Grand Total ...		70,624	17,529	4,091	706	119,640	1,287	89	32	...	2,738	1,480	59	46	1	2,701
29	BELLARY CITY ...	479	2	...	...	1,137	...	...	...	...	...	2	...	...	...	3
30	CALICUT CITY ...	206	...	2	...	483	1	...	...	...	4	58	...	1	...	135
31	COIMBATORE CITY ...	199	143	2	...	456	...	...	...	...	...	13	...	...	...	24
32	CUDDALORE CITY ...	278	14	9	...	583	15	1	...	...	21	25	1	...	...	69
33	KUMBakonam CITY.	448	75	4	...	1,047	2	...	...	...	...	52	...	...	...	82
34	MADRAS CITY ...	3,235	327	5	...	6,878	573	11	6	...	981	137	1	...	...	285
35	MADURA CITY ...	729	106	12	...	1,401	36	...	3	...	26	141	...	6	...	202
36	NEGAPATAM CITY ...	356	43	1	...	639	22	...	...	...	49	29	...	...	...	45
37	SALEM CITY ...	369	142	6	...	648	12	...	...	...	19	2	1	...	...	2
38	TANJORE CITY ...	440	23	3	...	1,045	3	...	...	...	10	14	...	...	...	28
39	TRICHINOPOLY CITY ...	619	104	10	...	1,413	59	...	...	...	173	78	...	...	...	184
Total, Cities ...		7,358	979	54	...	15,730	723	12	9	...	1,283	551	3	7	...	1,059
Total Workers and Dependents in the Presidency.		207,793					4,114					4,240				



**Table XV.**  
**OCCUPATIONS.**  
**X. Vehicles and Vessels.**

XV.

—continued.

AND SUPPLY OF MATERIAL SUBSTANCES—cont.

Buildings—concl'd.

Artificers in Building—concl'd.

106. STONE AND MARBLE WORKERS.					Total Sub-order 23.					Total Order IX.					167. OWNERS, MANAGERS AND SUPERIOR STAFF.					168. OPERATIVES AND OTHER SUBORDINATES.					NUMBER.					
Actual workers.				Dependents.	Actual workers.				Dependents.	Actual workers.				Dependents.	Actual workers.				Dependents.											
Total.		Partially Agri-culturist.			Total.		Partially Agri-culturist.			Total.		Partially Agri-culturist.			Total.		Partially Agri-culturist.													
Males.	Females.	Males.	Females.	Both sexes.	Males.	Females.	Males.	Females.	Both sexes.	Males.	Females.	Males.	Females.	Both sexes.	Males.	Females.	Males.	Females.	Both sexes.											
933	934	935	936	937	938	939	940	941	942	943	944	945	946	947	948	949	950	951	952	953	954	955	956	957						
328	4	10	...	603	1,209	30	63	2	2,105	1,361	71	70	2	2,314	...	...	...	...	1	7	...	...	...	2	1					
...	...	...	...	3	3	...	...	...	15	...	...	...	...	...	...	...	...	...	...	...	...	...	...	...	...					
425	90	20	2	709	2,185	296	61	6	4,279	2,728	833	83	12	5,101	1	...	...	...	1	395	...	1	...	570	3					
8	...	...	...	12	68	8	...	...	107	95	8	...	...	160	...	...	...	...	...	...	...	...	...	...	...					
632	118	29	...	948	3,607	220	133	3	6,210	4,352	542	174	24	7,667	1	...	...	...	3	21	...	...	...	56	5					
122	69	...	...	47	270	81	1	2	162	308	96	3	4	193	...	...	...	...	...	...	...	...	...	...	...					
976	338	74	32	1,585	5,170	1,282	447	179	8,052	5,632	1,443	468	186	8,654	...	...	...	...	6	150	...	1	...	187	7					
625	220	62	3	1,009	2,758	687	267	14	4,252	3,077	818	332	16	4,329	...	...	...	...	...	55	1	1	...	188	8					
562	280	44	29	927	4,107	2,263	420	159	5,807	4,539	2,692	480	197	6,411	...	...	...	...	...	1	...	...	...	4	9					
576	204	61	3	737	2,314	747	238	47	3,744	2,436	872	253	62	3,988	...	...	...	...	...	...	...	...	...	...	...					
742	252	36	20	1,174	4,360	2,162	419	160	7,350	4,535	2,296	432	169	7,632	...	...	...	...	...	12	...	...	...	3	10					
221	52	27	2	307	3,707	1,803	330	67	5,667	4,124	2,128	350	79	6,243	...	...	...	...	...	71	...	2	...	134	12					
118	11	...	...	368	4,122	350	14	...	8,628	4,660	698	20	...	9,675	3	...	1	...	22	900	...	4	...	2,414	13					
940	119	82	3	1,693	2,782	473	146	6	5,586	3,865	1,559	176	12	7,259	4	...	...	...	2	1,588	28	22	...	3,864	14					
1,450	327	62	10	2,402	4,697	1,643	371	53	10,088	5,364	2,926	425	100	11,520	...	...	...	...	...	146	...	1	...	230	15					
1,489	1,037	145	19	3,294	6,794	2,615	391	70	9,963	7,582	3,768	449	104	11,917	...	...	...	...	...	2	...	...	...	38	16					
1,599	393	31	2	3,006	7,863	3,342	155	21	10,927	8,413	5,367	170	39	12,257	...	...	...	...	...	35	...	...	...	63	17					
101	5	...	...	118	697	225	15	...	1,524	810	263	22	2	1,654	...	...	...	...	...	...	...	...	...	...	...					
1,902	327	191	1	2,816	4,249	571	356	8	6,734	4,554	1,454	373	43	6,124	...	...	...	...	...	51	...	1	...	148	19					
447	9	17	...	849	6,574	752	248	3	12,921	7,690	1,397	292	4	15,258	...	...	...	...	...	...	...	...	...	...	...					
2,780	408	384	2	5,339	4,999	693	572	8	9,810	6,572	1,157	645	18	10,579	...	...	...	...	...	31	2,050	32	20	...	4,406	20				
2,981	273	132	4	4,359	8,338	1,290	306	18	13,982	9,543	2,089	347	27	16,092	...	...	...	...	...	287	2	...	...	680	21					
1,595	77	139	2	3,556	5,200	350	314	2	9,421	6,243	1,134	370	17	11,339	...	...	...	...	...	5	...	...	...	95	22					
3,497	64	208	3	5,471	8,931	266	459	6	15,487	10,746	1,987	518	18	18,679	...	...	...	...	...	...	...	...	...	...	...					
705	27	34	1	929	2,652	54	210	1	4,033	4,312	742	243	14	5,804	...	...	...	...	...	8	...	...	...	9	24					
...	...	...	...	...	...	...	...	...	...	...	...	...	...	...	...	...	...	...	...	...	...	...	...	...	...	...				
24,821	4,697	1,758	138	42,159	97,656	22,202	5,938	835	166,854	112,540	36,265	6,675	1,139	192,751	21	...	1	...	66	5,766	63	53	...	13,104	...					
...	...	...	...	...	...	...	...	...	...	...	...	...	...	...	...	...	...	...	...	...	...	...	...	...	...	...				
635	29	67	...	1,049	1,372	148	104	1	2,214	1,629	400	131	22	2,011	...	...	...	...	...	2	...	...	...	...	...					
41	9	11	5	31	178	66	13	14	236	217	108	13	15	290	...	...	...	...	...	...	...	...	...	...	...					
...	...	...	...	...	11	6	...	...	24	29	9	1	...	41	...	...	...	...	...	...	...	...	...	...	...					
...	...	...	...	...	...	...	...	...	...	...	...	...	...	...	...	...	...	...	...	...	...	...	...	...	...					
676	38	78	5	1,080	1,561	217	117	15	2,474	1,866	511	145	37	2,942	...	...	...	...	...	2	...	...	...	...	...					
...	...	...	...	...	...	...	...	...	...	...	...	...	...	...	...	...	...	...	...	...	...	...	...	...	...					
25,497	4,735	1,866	143	43,239	99,217	22,419	6,053	850	169,328	114,406	36,776	6,820	1,176	195,693	21	...	1	...	66	5,768	63	53	...	13,104	...					
...	...	...	...	...	...	...	...	...	...	...	...	...	...	...	...	...	...	...	...	...	...	...	...	...	...					
100	...	...	...	271	581	2	...	...	1,417	693	29	...	...	1,493	...	...	...	...	...	10	...	...	...	...	7	29				
48	...	1	...	71	314	...	4	...	698	378	13	...	4	903	...	...	...	...	...	4	...	...	...	...	4	30				
9	...	1	...	9	226	143	3	...	499	252	158	3	...	522	...	...	...	...	...	1	...	...	...	...	6	31				
3	...	...	...	...	321	16	9	...	675	335	51	9	...	711	...	...	...	...	...	51	...	...	...	...	132	32				
22	...	...	...	50	524	75	4	...	1,179	597	90	5	...	1,323	...	...	...	...	...	...	...	...	...	...	...					
118	11	...	...	268	4,122	350	14	...	8,628	4,660	698	20	...	9,675	3	...	1	...	22	900	...	4	...	2,414	34					
202	2	6	1	377	1,111	108	27	1	2,018	1,230	173	29	1	2,313	...	...	...	...	...	3	...	...	...	...	91	35				
15	...	...	...	11	450	43	3	...	758	461	63	6	...	511	12	...	...	...	...	...	...	...	...	...	...					
64	6	8	...	108	447	149	14	...	781	470	256	15	...	832	...	...	...	...	...	...	...	...	...	...	...					
35	...	...	...	88	492	23	3	...	1,173	543	84	8	...	1,354	...	...	...	...	...	17	...	...	...	...	...					
134	...	...	...	385	895	104	10	...	2,172	970	245	10	...	2,558	...	...	...	...	...	287	2	...	...	679	39					
...	...	...	...	...	...	...	...	...	...	...	...	...	...	...	...	...	...	...	...	...	...	...	...	...	...					
750	19	16	1	1,638	9,483	1,013	91	1	19,998	10,479	1,862	109	1	22,495	15	...	1	...	53	2,935	24	19	...	6,938	...					
73,471					290,964					346,875					87					18,935										



**OCCUPATIONS.**  
X. Vehicles and  
Vessels.

## Occupations

#### CLASS D.—PREPARATION

Order X.—

Sub-order 25.—

NUMBER.		DISTRICT, STATE OR CITY.		CLASS D.—PREPARATION																			
				Order X.—																			
				Sub-order 24.—Railway and Tramway Plant— <i>concltd.</i>					Sub-order 25.—														
				Total Sub-order 24.					169. COACH-BUILDING FACTORIES; OWNERS, MANA- GERS AND SUPERIOR STAFF.					170. COACH-BUILDING FACTORIES (OPERATIVES AND OTHER SUBORDINATES.					171. CART AND CARRIAGE MAKERS.				
				Actual workers.				Dependents.	Actual workers.				Dependents.	Actual workers.				Dependents.	Actual workers.				Dependents.
				Total.		Partially Agri- culturist.	Total.		Partially Agri- culturist.	Total.		Partially Agri- culturist.		Total.		Partially Agri- culturist.							
				Males.	Females.		Males.			Females.	Both sexes.			Males.	Females.		Both sexes.		Males.	Females.	Both sexes.	Males.	
958	959	960	961	962	963	964	965	966	967	968	969	970	971	972	973	974	975	976	977				
1	GANJAM	7				3									3				2				
2	AGENCY, GANJAM																						
3	VIZAGAPATAM	396		1		571									6		1		21				
4	AGENCY, VIZAGAPATAM.																						
5	GODAVARI	22				53									5				28				
6	AGENCY, GODAVARI																						
7	KISTNA	150		1		193									18				24				
8	NELLORE	55	1	1		188									1				1				
9	CUDDAPAH	1				4									4				4				
10	KURNOOL	1				3									5				13				
11	BELLARY	12				11									9		2		29				
12	ANANTAPUR	71		2		134									1		1		10				
13	MADRAS	903		5		2,436	9			22	46		1	175	89				206				
14	CHINGLEPUT	1,572	28	22		3,666	1			1					11		1		12				
15	NORTH ARCOT	146		1		230									8		1		38				
16	SALEM	2				38									4				16				
17	COIMBATORE	35				63									11		1		15				
18	NILGIRIS								2						33		3						
19	SOUTH ARCOT	51		1		148									1				1				
20	TANJORE	2,062	32	20		4,437									52		5		73				
21	TRICHINOPOLY	287	2			680									20				11				
22	MADRAS	5				95									2				18				
23	TINNEVELLY	1				8									7				18				
24	MALABAR	8				9									22				63				
25	SOUTH CANARA														4				4				
Total, British Terry.		5,787	63	54		13,170	10			25	46		1	175	316		15		607				
26	PUDUKOTTAI	2																	5				
27	BANGANAPALLE																						
28	SANDUR																						
Total, Feudatories.		2																	5				
Grand Total		5,789	63	54		13,170	10			25	46		1	175	316		15		612				
29	BELLARY CITY	10				7									5				25				
30	CAJICUT CITY	4				4									6				26				
31	COIMBATORE CITY	1				6									4				6				
32	CUDDALORE CITY	51		1		132																	
33	KUMBAKONAM CITY					28									1								
34	MADRAS CITY	903		5		2,436	9			22	46		1	175	89				206				
35	MADRAS CITY	3				91																	
36	NEGAPATAM CITY	1,674	22	14		3,550									14				36				
37	SALEM CITY																						
38	TANJORE CITY	17				58																	
39	TRICHINOPOLY CITY	287	2			679									5				7				
Total, Cities		2,950	24	20		6,991	9			22	46		1	175	124				306				
Total Workers and Dependents in the Presidency.		19,022					35					221					928						

**Table XV.**  
**OCCUPATIONS.**  
**X. Vehicles and**  
**Vessels.**

**XV.**

—continued.

AND SUPPLY OF MATERIAL SUBSTANCES—cont.

Vehicles and Vessels—cont.

Carts, Carriages, etc.

Sub-order 26.—Ships and Boats.

172. CART AND CARRIAGE SELLERS.					173. PAINTERS OF CARRIAGES, ETC.					174. PALKE, DANDI, AND RICKSHAW MAKERS AND SELLERS.					Total Sub-order 25.					175. SHIPWRIGHTS, BOAT-BUILDERS, ETC.					NUMBER.
Actual workers.				Dependents.	Actual workers.				Dependents.	Actual workers.				Dependents.	Actual workers.				Dependents.						
Total.		Partially Agri-culturist.			Total.		Partially Agri-culturist.			Total.		Partially Agri-culturist.			Total.		Partially Agri-culturist.			Total.		Partially Agri-culturist.			
Males.	Females.	Males.	Females.	Both sexes.	Males.	Females.	Males.	Females.	Both sexes.	Males.	Females.	Males.	Females.	Both sexes.	Males.	Females.	Males.	Females.	Both sexes.	Males.	Females.	Males.	Females.	Both sexes.	
978	979	980	981	982	983	984	985	986	987	988	989	990	991	992	993	994	995	996	997	998	999	1000	1001	1002	
4				2						2					9				4	4				1	
					21				10						27	1			31	33				82	
5	1			7	2				1	1				3	13	1			39	83	6			353	
8					15	2			11						41	2			35	6				4	
2					29	2	1		56					3	32	2	1		60	22				42	
					15		3		20						19		3		24						
					2		1		1	1					8		1		14						
21	15			3	3				4	1				1	34		17		37	1				4	
1									16						2	3	1		26						
2				7	96		1		162	30				62	272		2		634	5				16	
4				4											16		1		17	69		1		165	
12	1	1		30	1				2						21	1	2		70	1				1	
43		4		15		2			1						47	2	4		32						
86				87	5				16	1				5	103		1		123	15		1		27	
12				3					2						47		3		5						
30	2	2		16	6		1		17	1					38	2	3		34	29				12	
60		1		153	16				60						128		6		286	14				22	
12	2			244					22						32	2			277					21	
185	5	42		206	7				7	1					195	5	42		231					1	
25	1			89	3				10	1				2	36	1			119	2				3	
36				26	17				53	4				12	79				154	37				83	
				1	29		10		37	3				6	36		10		48	12		2		51	
548	11	66		903	267	9	17		506	48				94	1,235	20	99		2,310	331	8	4		866	
22		7		6											22		7		11						
22		7		6											22		7		11						
570	11	73		909	267	9	17		506	48				94	1,257	20	106		2,321	331	8	4		866	
3				2	2				2	1				1	11				30					29	
1				9	9				14	1				5	15				49	3				13	
					1										7				11						
1																				14				11	
2				7	96		1		162	30				62	272		2		634	5				16	
3				13	4				7						7				20					31	
					1				16						15				52					33	
				1															1					34	
				1	3				12						3				13					35	
7				18					20						12				45					36	
17				51	116		1		233	32				68	344		2		855	22				40	
1,490					782					142					3,598					1,205					



**Table XV.**  
**OCCUPATIONS.**  
**X. Vehicles and**  
**Vessels.**

268

**TABLE**  
**Occupations**

CLASS D.—PREPARATION

CLASS D.—PREPARATION

NUMBER.	DISTRICT, STATE OR CITY.	Order X.—Vehicles and Vessels— <i>concl'd.</i>																			
		Sub-order 26.—Ships and Boats— <i>concl'd.</i>																			
		176. SAIL-MAKERS.					177. SHIPCHANDLERS AND MARINE STORE DEALERS.					178. SHIP AND BOAT PAINTERS.					Total Sub-order 26.				
		Actual workers.				Dependents.	Actual workers.				Dependents.	Actual workers.				Dependents.	Actual workers.				Dependents.
		Total.		Partially Agricul- turst.			Total.		Partially Agricul- turst.			Total.		Partially Agricul- turst.			Total.		Partially Agricul- turst.		
		Males.	Females.	Males.	Females.		Males.	Females.	Males.	Females.		Males.	Females.	Males.	Females.		Males.	Females.	Males.	Females.	
		1003	1004	1005	1006	1007	1008	1009	1010	1011	1012	1013	1014	1015	1016	1017	1018	1019	1020	1021	1022
1	GANJAM										1					5					
2	AGENCY, GANJAM																				
3	VIZAGAPATAM															33				82	
4	AGENCY, VIZAGAPATAM.																				
5	GÓDÁYARI										5				21	88	6			374	
6	AGENCY, GÓDÁYARI																				
7	KISTNA					2									4	6				10	
8	NELLORE															22				42	
9	CUDDAPAH																				
10	KURNOOL																				
11	BELLARY					4										1				8	
12	ANANTAPUR																				
13	MADRAS	4				13	1			6						10				35	
14	CHINGLEPET															69		1		165	
15	NORTH ARCOT															1				1	
16	SALEM																				
17	COIMBATORE															15		1		27	
18	NILGIRIS																				
19	SOUTH ARCOT										14				20	43				38	
20	TANJORE															14				22	
21	TRICHINOPOLY																				
22	MADURA																2			1	
23	TINNEVELLY																			3	
24	MALABAR						12			14	1				4	50				101	
25	SOUTH CANARA															12		2		51	
Total, British Terry.		4				19	13			20	21				55	369	8	4		960	
26	PUDUCHÉTTAI																				
27	BANGALAPALLE																				
28	SANDUR																				
Total, Feudatories.																					
Grand Total		4				19	13			20	21				55	369	8	4		960	
29	BELLARY CITY					4														4	
30	CALICUT CITY						12			14						15				27	
31	COIMBATORE CITY																				
32	CUDDALORE CITY															14				11	
33	KUMBHAKONAM CITY																				
34	MADRAS CITY	4				13	1			6						10				35	
35	MADURA CITY																				
36	NEGAPATAM CITY																				
37	SALEM CITY																				
38	TANJORE CITY																				
39	TRICHINOPOLY CITY																				
Total, Cities		4				17	13			20						39				77	
Total Workers and Dependents in the Presidency.		23					33					76					1,337				

Table XV.

OCCUPATIONS.  
XI. Supplementary  
Requirements.

XV.

—continued.

AND SUPPLY OF MATERIAL SUBSTANCES—cont.

Order XI.—Supplementary Requirements.																													
Total Order X.					Sub-order 27.—Paper.																								
					179. PAPER MILLS: OWNERS, MANAGERS AND SUPERIOR STAFF.					180. PAPER MILLS: OPERATIVES AND OTHER SUBORDINATES.					181. PAPER MAKERS AND SELLERS AND PALM LEAF BINDERS.					182. STATISTICIANS.					Total Sub-order 27.				
Actual workers.					Actual workers.					Actual workers.					Actual workers.					Actual workers.					Actual workers.				
Total.		Partially Agricul- turst.		Dependents.	Total.		Partially Agricul- turst.		Dependents.	Total.		Partially Agricul- turst.		Dependents.	Total.		Partially Agricul- turst.		Dependents.	Total.		Partially Agricul- turst.		Dependents.	Total.		Partially Agricul- turst.		Dependents.
Males.	Females.	Males.	Females.		Both sexes.	Males.	Females.	Males.		Females.	Both sexes.	Males.	Females.		Males.	Females.	Both sexes.	Males.		Females.	Males.	Females.	Both sexes.		Males.	Females.	Males.	Females.	
1023	1024	1025	1026	1027	1028	1029	1030	1031	1032	1033	1034	1035	1036	1037	1038	1039	1040	1041	1042	1043	1044	1045	1046	1047	1048	1049	1050	1051	1052
21				7											2		1		2						2		1		2
446		2		684																8				21	8			21	3
123	6	1		466																16				15	16			15	4
197	2	1		238											1														6
109	3	2		390											1										1				7
20		3		28											1					2				5	4				8
9		1		17											1					1				1	3				9
47		17		58											3					3	2			1	3				10
73	3	3		160											4					1	1			1	3	2			11
1,185		7		3,105	1				2	23				41	25	2			65	21				40	70	2			157
1,637	28	24		4,048	3				17	153	12			188	7	4			17	2				4	165	16			226
168	1	3		301											6				13	3		1		6	9		1		19
49	2	4		70															2	2				2	2				2
153		2		213																4	1	2		21	4	1	2		21
47		3		5																									
132	3	4		230																									
2,204	32	20		4,745											4				6	6		1		25	10		1		31
319	4			937											2				3	3			3	5				5	
200	7	42		327															2	2			13	2				13	
37	1			150															3	2	2		40	2	2			43	
137				264											6		1		16	40	1	2		162	55	1	3		178
45		12		99															62		4		124	62		4		194	
7,391	91	157		16,140	4				19	176	12			229	63	6	2		129	187	6	10		561	430	24	12		938
24		7		11																									26
24		7		11																									27
24		7		11																									28
7,415	91	164		16,451	4				19	176	12			229	63	6	2		129	187	6	10		561	430	24	12		938
21				41																3				1	3				1
34				80											6		1		16	1				7		1		16	
8				17																									30
65		1		143																									31
2				28																									32
1,185		7		3,105	1				2	23				41	25	2			65	21				2	3				2
10				111																									33
1,639	22	14		3,602																				7	2				7
29				71																									34
299	8			724											1					3		1							35
															2					3				2	5				36
3,337	24	22		7,923	1				2	23				41	34	2	1		84	36		1		77	94	2	2		204
33,957					23					417					198					754					1,392				



**Table XV.**  
OCCUPATIONS.  
XI. Supplementary  
Requirements.

270

**TABLE**  
Occupations

CLASS D.—PREPARATION

Order XI.—

Sub-order 28.—

CLASS D.—PREPARATION																									
Order XI.—																									
Sub-order 28.—																									
NUMBER.	DISTRICT, STATE OR CITY.	183. PRINTING PRESSES: OWNERS, MANAGERS AND SUPERIOR STAFF.					184. PRINTING PRESSES: WORKMEN AND OTHER SUBORDINATES.					185. HAND PRESS PRO- PRIETORS, LITHOGRAPHERS AND PRINTERS.					186. BOOK-BINDERS.								
		Actual workers.				Dependents.	Actual workers.				Dependents.	Actual workers.				Dependents.	Actual workers.				Dependents.				
		Total.		Partially Agri- culturist.	Males.		Females.	Total.		Partially Agri- culturist.		Males.	Females.	Total.			Partially Agri- culturist.	Males.	Females.	Total.		Partially Agri- culturist.	Males.	Females.	
		Males.	Females.					Males.	Females.					Males.	Females.					Males.					Females.
		1053	1054	1055	1056	1057	1058	1059	1060	1061	1062	1063	1064	1065	1066	1067	1068	1069	1070	1071	1072				
		1	GANJAM ...	1					23		3		53	2		1		10	1			10			
2	AGENCY, GANJAM ...																								
3	VIZAGAPATAM ...	11				22	73	1	2		127	3				13	14			25					
4	AGENCY, VIZAGAPATAM.						1				5														
5	GÓDÁVARI ...	6		2		20	69		1		112					13				9					
6	AGENCY, GÓDÁVARI ...					1																			
7	KISTNA ...	21				31	25		1		74	5				9				15					
8	NELLORE ...	4				29	31		4		115	2		1		4				8					
9	CUDDAPAH ...	6				10	13		1		25					4				9					
10	KURNOOL ...	2				7	29				22					7				7					
11	BELLARY ...	6				22	53				93					14				30					
12	ANANTAPUR ...	1				6	9		1		16														
13	MADRAS ...	210		5		636	2,943		7		5,954	39				101	768		1	1,115					
14	CHINGLEPUT ...	20		1		53	88		1		200	15				13	19			24					
15	NORTH ARCOT ...	3				13	58		2		103					17		1		39					
16	SALEM ...	2				9	29		1		42					16		2		37					
17	COIMBATORE ...	6				20	57		1		112					17				19					
18	NILGIRIS ...	5				8	57		1		114	14				34	12			26					
19	SOUTH ARCOT ...	12				31	14		1		53	6				16	5			14					
20	TANJORE ...	21		2		49	201		2		388	1				2	39		1	75					
21	TRICHINOPOLY ...					56	114		9		218						22			41					
22	MADRAS ...	12		5		11	87		1		181						20			28					
23	TINNEVELLY ...	5		1		18	67		3		125						12			14					
24	MALABAR ...	9				18	86		3		108	85				137	101		2	262					
25	SOUTH CANARA ...	3				2	85		4		152	2				8	86		4	142					
Total, British Terry.		368		16		1,072	4,212		12		46			2		354	1,200		11	1,949					
26	PUDUKKÓTTAI ...	2				1	15				53						3			5					
27	BANGANAPALLE ...																								
28	SANDUR ...																								
Total, Feudatories.		2				1	15				53						3			5					
Grand Total		368		16		1,073	4,227		12		46			2		354	1,203		11	1,954					
29	BELLARY CITY ...	6				18	53				93						12			30					
30	CALICUT CITY ...	7				13	76		2		92	5				1	17		1	31					
31	COIMBATORE CITY ...	2				1	33		1		84						8			14					
32	CUDDALORE CITY ...	11				31	2				26	4				16	4			14					
33	KUMBAKÓNAM CITY ...	1				4	27				55						13			13					
34	MADRAS CITY ...	210		5		636	2,943		7		5,954	39				101	768		1	1,115					
35	MADRAS CITY ...	3		1		2	49		2		97						13			18					
36	NEGAPATAM CITY ...	6				7	68				140	1				2	7			26					
37	SALEM CITY ...	2				5	17		1		37						11		1	10					
38	TANJORE CITY ...	9		2		31	62		1		114						5		1	14					
39	TRICHINOPOLY CITY ...					56	113		9		210						21			41					
Total, Cities		257		8		804	3,443		9		15					120	879		4	1,326					
Total Workers and Dependents the Presidency.		1,441					12,684					528					3,167								



**Table XV.**  
**OCCUPATIONS.**  
**XI. Supplementary**  
**Requirements.**

XV.

—continued.

AND SUPPLY OF MATERIAL SUBSTANCES—cont.

Supplementary Requirements—cont.

Books and Prints.															Sub-order 29.—Watches, Clocks and Scientific Instruments.										
187. BOOK-SELLERS, BOOK-AGENTS AND PUBLISHERS.					188. NEWSPAPERS: PROPRIETORS, MANAGERS AND SELLERS.					189. PRINT AND PICTURE DEALERS.					Total Sub-order 28.					190. WATCH AND CLOCK MAKERS.					
Actual workers.					Actual workers.					Actual workers.					Actual workers.					Actual workers.					
Total.		Partially Agricultural.		Dependents.	Total.		Partially Agricultural.		Dependents.	Total.		Partially Agricultural.		Dependents.	Total.		Partially Agricultural.		Dependents.	Total.		Partially Agricultural.		Dependents.	
Males.	Females.	Males.	Females.		Males.	Females.	Males.	Females.		Males.	Females.	Males.	Females.		Males.	Females.	Males.	Females.		Males.	Females.	Males.	Females.		
1073	1074	1075	1076	1077	1078	1079	1080	1081	1082	1083	1084	1085	1086	1087	1088	1089	1090	1091	1092	1093	1094	1095	1096	1097	NUMBER.
27				23											54		4		96	8				11	1
1															1										2
14				54											115	1	2		241	21				39	3
2				4											3				9						4
32	1	1		88										1	120	1	4		230	8				9	5
3				6											3				7						6
84	2	10		55											144	2	11		181	10				17	7
11		1		13					3	4				2	56		6		184	3				13	8
5				7											28		1		51	2				2	9
5				5											43				41	5				3	10
15				41											88				186	14				35	11
				9											10		1		31	1					12
187		3		439	26				32	4				16	4,177		16		8,293	177		1		395	13
16				29	1	1			5						159	2	1		324	13				26	14
33		3		82						27	7	5		56	138	7	11		293	23		3		68	15
29	2			48											76	2	3		136	14		2		45	16
20	1			71						1				3	101	1	1		225	11		1		24	17
6				8					9						96		1		199	14				40	18
31	1	3		55					3					1	68	1	4		173	6		1		18	19
66		2		192					1	4				12	332		8		719	34		1		77	20
35		2		83					1						172	9	3		398	28		2		74	21
32	2	7	1	104						8				15	159	3	15	1	339	10				22	22
22		2		75						16	1	6		15	122	1	16		247	14		2		19	23
93	1	2		249	6				11	9		2		7	389	1	9		792	34				126	24
11				33											187		8		337	16		1		27	25
780	10	37	1	1,773	35	1			64	74	8	13		128	6,841	31	125	1	13,732	466		14		1,099	
6				7											26				66	3		1		12	26
																									27
																									28
6				7											29				66	3		1		12	
786	10	37	1	1,780	35	1			64	74	8	13		128	6,867	31	125	1	13,798	469		15		1,111	
12				37											83				178	12				30	29
9				19	2				3	2					118		3		159	11				27	30
5				12											48		1		111	6		1		12	31
1				8											22				95	3				11	32
16		1		66											57		1		138	6		1		10	33
187		3		439	26				32	4				16	4,177		16		8,293	177		1		395	34
23		6		61											88		9		178	5				5	35
7				25						1					90				200	14				42	36
6				22											36		2		74	7		2		25	37
10		1		42						3				12	89		5		213	7				12	38
19		1		60											153		9	2	367	24		1		73	39
295		12		791	28				35	10				28	4,981	9	39		10,006	272		6		642	
2,576					100					210					20,696					1,580					



**Table XV.**  
OCCUPATIONS.  
XI. Supplementary  
Requirements.

272

**TABLE**  
Occupations

NUMBER.		DISTRICT, STATE OR CITY.		CLASS D.—PREPARATION																		
				Order XL—																		
				Sub-order 29.—Watches, Clocks and Scientific Instruments— <i>concl'd.</i>														Sub-order 30.—				
				191. WATCH AND CLOCK SELLERS AND OPTICIANS.					* 193. OTHER SCIENTIFIC INSTRUMENT MAKERS, MENDERS AND SELLERS.					Total Sub-order 29.				194. WOOD AND EBONY CARVERS.				
				Actual workers.			Dependents.	Actual workers.			Dependents.	Actual workers.			Dependents.	Actual workers.			Dependents.			
				Total.	Partially Agricul- turist.	Both sexes.		Total.	Partially Agricul- turist.	Both sexes.		Total.	Partially Agricul- turist.	Both sexes.		Total.	Partially Agricul- turist.	Both sexes.				
				Males.	Females.	Males.	Females.	Males.	Females.	Males.	Females.	Males.	Females.	Males.	Females.	Males.	Females.	Males.	Females.	Males.	Females.	Males.
1098	1099	1100	1101	1102	1103	1104	1105	1106	1107	1108	1109	1110	1111	1112	1113	1114	1115	1116	1117			
1	GANJAM ...	1								9				11	11		4		27			
2	AGENCY, GANJAM ...																					
3	VIZAGAPATAM ...	1			5					22				44								
4	AGENCY, VIZAGAPATAM ...																					
5	GODÁVARI ...	1			6					9				15								
6	AGENCY, GODÁVARI ...																					
7	KIRITNA ...	4			3					14				20	3				1			
8	NELLORE ...	3			1					6				14					1			
9	CUDDAPOH ...	2								4				2								
10	KURNOOL ...									5				3								
11	BELLARY ...									14				35								
12	ANANTAPUR ...	2			1					3				1								
13	MADRAS ...	16			40	2			11	195		1		446	2				6			
14	CHINGLEPUT ...	4			5					17				31								
15	NORTH ARCOT ...				1					23		3		69	1				4			
16	SALEM ...	2			4					17		2		49								
17	COIMBATORE ...									11		1		24								
18	NILGIRIS ...									14				49								
19	SOUTH ARCOT ...	3			2					9		1		20								
20	TANJORE ...	11			14	4			4	49		1		95					3			
21	TRICHINOPOLY ...	1			4					29		2		78								
22	MADRAS ...	3			32					13				54								
23	TINNEVELLY ...				1				2	14		2		22								
24	MALABAR ...	3			11					37				137								
25	SOUTH CANARA ...									16		1		27	5				11			
Total, British Terry.		58			130	6			17	530		14		1,246	22		4		53			
26	PUDUCHÉTTAI ...									3		1		12								
27	BANGANAPALLE ...																					
28	SANDUR ...																					
Total, Feudatories.										3		1		12								
Grand Total		58			130	6			17	533		15		1,258	22		4		53			
29	BELLARY CITY ...									12				30								
30	CALICUT CITY ...									11				27								
31	COIMBATORE CITY ...									6		1		12								
32	CUDDAPORE CITY ...									3				11								
33	KUMBHAKONAM CITY ...	2								8		1		10								
34	MADRAS CITY ...	16			40	2			11	195		1		446	2				6			
35	MADRAS CITY ...	2			30					7				35								
36	NEGAPATAM CITY ...	4			11					18				53								
37	SALEM CITY ...									7		2		25								
38	TANJORE CITY ...	2								9				12								
39	TRICHINOPOLY CITY ...									24		1		73								
Total, Cities		26			81	2			11	300		6		734	2				6			
Total Workers and Dependents in the Presidency.		168					23					1,791					75					

\* There are no entries under group No. 192.





Table XV.

OCCUPATIONS.  
XI. Supplementary  
Requirements.

274

## TABLE

## Occupations

NUMBER.		DISTRICT, STATE OR CITY.		CLASS D.—PREPARATION																			
				Order XI.—																			
				Sub-order 30.—Carving and Engraving— <i>concl.</i>															Sub-order 31.—Toys				
				200. MICA, FLINT AND TALC WORKERS AND SELLERS.					201. MOSAIC AND ALABAS- TER WORKERS AND SELLERS.					Total Sub-order 30.					202. TOY, KITE AND CAGE MAKERS AND SELLERS.				
				Actual workers.				Dependents.	Actual workers.				Dependents.	Actual workers.				Dependents.	Actual workers.				Dependents.
				Total.		Partially Agri- culturist.	Total.		Partially Agri- culturist.	Total.		Partially Agricultur- ist.		Total.		Partially Agri- culturist.							
				Males.	Females.		Males.			Females.	Both sexes.			Males.	Females.		Males.		Females.	Both sexes.	Males.	Females.	
				1143	1144	1145	1146	1147	1148	1149	1150	1151	1152	1153	1154	1155	1156	1157	1158	1159	1160	1161	1162
1	GANJAM ...											25		4		55	24			16			
2	AGENCY, GANJAM ...																1						
3	VIZAGAPATAM ...											90				173	83	40	6	168			
4	AGENCY, VIZAGAPATAM.																			1			
5	GODÁVARI ...											4				9	23	7		35			
6	AGENCY, GODÁVARI ...																						
7	KISTNA ...											3				10	19	24		16			
8	NELLORE ...	11	4		1	32						12	4		1	33	1	1		63			
9	CUDDAPAH ...																52	6	2	4			
10	KURNOOL ...															2	6	5		106			
11	BELLARY ...											5				27	65	15	1	1			
12	ANANTAPUR ...											1		1		11				84			
13	MADRAS ...	3				10	2			1	297	1	1		593	40	4			16			
14	CHINGLEPUT ...		1									9	1			14	13	8		169			
15	NORTH ARCOT ...											1				11	92	18	4	15			
16	SALEM ...															10	1	4		11			
17	COIMBATORE ...											1				4	4	2		3			
18	NILGIRIS ...											1				1				43			
19	SOUTH ARCOT ...											4				16	3			8			
20	TANJORE ...											19				29	20	6		5			
21	TRICHINOPOLY ...											8				6	2			6			
22	MADURA ...											3		1		6	4	2		4			
23	TINNEVELLY ...											2								6			
24	MALABAR ...											3		1		10	1			6			
25	SOUTH CANARA ...						1			2	17					29	4						
Total, British Terry.		14	5		1	42	3			3	505	6	8	1	1,027	479	139	17		767			
26	PUDUCKÓTTAI ...											1				2				4			
27	BANGANAPALLE ...															1	2						
28	SANDUR ...	3		1		5						3	1	1		6							
Total, Feudatories.		3		1		5						4	1	1		6	3	2		4			
Grand Total		17	5	1	1	47	3			3	509	7	9	1	1,033	482	141	17		771			
29	BELLARY CITY ...											2				7	29	4		45			
30	CALICUT CITY ...											1								3			
31	COIMBATORE CITY ...																1			2			
32	CUDDALORE CITY ...																2			1			
33	KUMBHAKÓNAM CITY ...											12				13	2			84			
34	MADRAS CITY ...	3				10	2			1	297	1	1		593	40	4			2			
35	MADURA CITY ...											1		1		2	3	1		6			
36	NEGAPATAM CITY ...											3				6				22			
37	SALEM CITY ...																3			3			
38	TANJORE CITY ...											2					11	6					
39	TRICHINOPOLY CITY ...											5				6							
Total, Cities		3				10	2			1	323	1	2		627	91	15			167			
Total Workers and Dependents in the Presidency.		69					6					1,549					1,394						





**Table XV.**  
OCCUPATIONS.  
XI. Supplementary  
Requirements.

276

**TABLE**  
Occupations

NUMBER.		DISTRICT, STATE OR CITY.		CLASS D.—PREPARATION																			
				Order XI.—																			
				Sub-order 33.—																			
				208. MAKERS OF BANGLES, OTHER THAN GLASS.					209. SELLERS OF BANGLES, OTHER THAN GLASS.					210. MAKERS OF GLASS BANGLES.					211. SELLERS OF GLASS BANGLES.				
				Actual workers.				Dependents.	Actual workers.				Dependents.	Actual workers.				Dependents.	Actual workers.				Dependents.
				Total.		Partially Agri- culturist.			Total.		Partially Agri- culturist.			Total.		Partially Agri- culturist.			Total.		Partially Agri- culturist.		
				Males.	Females.	Males.	Females.		Males.	Females.	Males.	Females.		Males.	Females.	Males.	Females.		Males.	Females.			
				1103	1104	1105	1106	1107	1108	1109	1200	1201	1202	1203	1204	1205	1206	1207	1208	1209	1210	1211	1212
1	GANJAM ...	107	8	2	...	359	133	28	2	...	173	256	75	27	4	342	275	154	9	1	553		
2	AGENCY, GANJAM ...	191	4	1	...	345	5	2	...	...	62	...	...	...	...	...	2	4	...	...	5		
3	VIZAGAPATAM ...	13	134	...	...	59	26	45	...	...	33	162	243	6	3	190	529	438	29	3	597		
4	AGENCY, VIZAGAPATAM ...	8	13	...	...	12	14	1	...	...	22	1	...	...	...	...	56	58	1	1	126		
5	GÓDÁVARI ...	125	81	2	...	138	262	131	22	1	518	14	58	...	...	14	296	78	6	...	267		
6	AGENCY, GÓDÁVARI ...	...	...	...	...	4	3	...	...	...	5	...	...	...	...	...	20	...	6	...	34		
7	KISTNA ...	58	92	10	2	100	459	179	39	15	960	5	17	...	...	26	498	96	70	5	580		
8	NELLORE ...	262	265	52	5	783	970	226	170	20	1,267	4	16	1	6	13	152	307	20	5	368		
9	CUDDAPAH ...	...	6	...	1	3	136	11	14	1	91	21	5	...	...	12	679	213	77	12	1,173		
10	KURNOOL ...	31	...	1	...	11	366	140	45	13	619	...	...	...	...	...	13	10	...	...	35		
11	BELLARY ...	45	15	...	...	40	262	193	31	7	456	...	...	...	...	1	117	63	14	3	219		
12	ANANTAPUR ...	...	...	...	...	...	...	...	...	...	8	104	18	1	...	105	495	191	43	3	890		
13	MADRAS ...	40	2	1	...	115	104	2	1	...	290	4	4	...	...	15	53	9	...	...	79		
14	CHINGLEPUT ...	36	5	1	...	76	299	32	14	1	297	3	...	...	...	11	...	6	...	...	47		
15	NORTH ARCOT ...	15	3	...	...	18	432	189	33	13	983	253	33	31	...	445	531	112	59	...	1,024		
16	SALEM ...	76	17	9	...	92	67	115	5	4	185	50	2	7	...	38	297	137	21	1	372		
17	COIMBATORE ...	31	38	1	...	35	200	95	16	2	445	7	...	...	...	...	135	31	3	1	300		
18	NILGIRIS ...	...	...	...	...	1	...	...	...	...	6	1	...	...	...	...	3	...	...	...	2		
19	SOUTH ARCOT ...	212	40	34	...	200	10	51	1	...	178	6	...	...	...	7	371	74	90	6	579		
20	TANJORE ...	47	30	14	...	63	386	183	13	1	755	2	...	...	...	7	109	42	4	3	283		
21	TRICHINOPOLY ...	306	19	149	1	688	337	80	40	1	697	11	...	8	...	16	57	5	20	...	31		
22	MADURA ...	70	57	2	...	54	398	160	11	1	731	...	...	...	...	...	...	...	...	...	2		
23	TINNEVELLY ...	21	7	3	...	16	120	43	15	2	198	1	3	...	...	1	30	...	1	...	43		
24	MALABAR ...	2	3	...	...	7	...	...	...	...	8	5	12	...	...	8	117	48	...	...	239		
25	SOUTH CANARA ...	25	12	...	...	30	169	42	19	1	115	9	...	1	...	4	37	169	5	8	124		
Total, British Terry.		1,721	851	282	9	3,244	5,214	1,960	491	83	9,102	919	486	82	13	1,264	4,872	2,145	478	52	7,981		
26	PUDUKKÓTTAI ...	1	...	...	...	...	15	26	...	...	31	...	...	...	...	...	...	...	...	...	...		
27	BANGANAPALLE ...	...	...	...	...	...	52	7	4	...	139	...	...	...	...	...	...	...	...	...	...		
28	SANDUR ...	...	...	...	...	...	1	...	...	...	...	...	...	...	...	...	4	...	...	...	6		
Total, Feudatories.		1	...	...	...	...	68	33	4	...	170	...	...	...	...	...	4	...	...	...	6		
Grand Total		1,722	851	282	9	3,244	5,282	1,993	495	83	9,272	919	486	82	13	1,264	4,876	2,145	478	52	7,987		
29	BELLARY CITY ...	14	8	...	...	7	8	6	...	...	44	...	...	...	...	...	28	...	1	...	80		
30	CALICUT CITY ...	1	...	...	...	5	...	...	...	...	...	...	...	...	...	...	6	...	...	...	12		
31	COIMBATORE CITY ...	...	...	...	...	1	1	...	...	...	1	1	...	...	...	...	15	...	...	...	42		
32	CUDDALORE CITY ...	16	...	1	...	16	...	1	...	...	50	...	...	...	...	...	4	...	...	...	4		
33	KUMBHAKONAM CITY ...	...	...	...	...	4	...	...	...	...	13	...	...	...	...	3	26	12	...	...	47		
34	MADRAS CITY ...	40	2	1	...	115	104	2	1	...	290	4	4	...	...	15	53	9	...	...	79		
35	MADURA CITY ...	2	6	...	...	5	62	6	2	...	152	...	...	...	...	...	...	...	...	...	...		
36	NEGAPATAM CITY ...	2	...	...	...	1	...	...	1	...	...	2	...	...	...	4	32	...	1	...	103		
37	SALEM CITY ...	...	...	...	...	...	13	...	...	...	50	...	...	...	...	...	36	4	...	...	28		
38	TANJORE CITY ...	4	25	...	...	23	47	17	...	...	133	...	...	...	...	...	1	...	...	...	6		
39	TRICHINOPOLY CITY ...	17	...	...	...	19	78	12	...	...	253	...	...	...	...	...	...	...	...	...	...		
Total, Cities		96	41	2	...	190	305	58	4	...	986	7	4	...	...	22	201	25	2	...	411		
Total Workers and Dependents in the Presidency.		5,817					16,547					2,669					15,008						



Table XV.

OCCUPATIONS.  
XI. Supplementary  
Requirements.

277

XV.

—continued.

AND SUPPLY OF MATERIAL SUBSTANCES—cont.

Supplementary Requirements—cont.

Bangles, Necklaces, Beads, Sacred Threads, Etc.

212. IMITATION AND PEWTER JEWELLERY MAKERS.					213. SELLERS OF IMITATION AND PEWTER JEWELLERY.					214. ROSARY, BEAD, AND NECKLACE MAKERS.					215. ROSARY, BEAD, AND NECKLACE SELLERS.					216. FLOWER GARLAND MAKERS AND SELLERS.					NUMBER.
Actual workers.					Actual workers.					Actual workers.					Actual workers.					Actual workers.					
Total.		Partially Agri- culturist.		Dependents.	Total.		Partially Agri- culturist.		Dependents.	Total.		Partially Agri- culturist.		Dependents.	Total.		Partially Agri- culturist.		Dependents.	Total.		Partially Agri- culturist.		Dependents.	
Males.	Females.	Males.	Females.		Males.	Females.	Males.	Females.		Males.	Females.	Males.	Females.		Males.	Females.	Males.	Females.		Males.	Females.	Males.	Females.		
1213	1214	1215	1216	1217	1218	1219	1220	1221	1222	1223	1224	1225	1226	1227	1228	1229	1230	1231	1232	1233	1234	1235	1236	1237	
10	...	...	...	9	40	...	...	...	104	23	5	...	1	81	243	139	14	11	429	20	4	...	...	30	
5	10	...	...	157	37	3	...	...	48	2	9	...	...	57	13	2	1	2	29	...	...	...	...	...	
4	3	...	...	48	27	3	1	...	67	5	...	...	...	12	181	124	7	1	285	3	11	...	...	12	
...	...	...	...	...	20	...	6	...	12	...	...	...	...	1	40	13	...	...	75	...	3	...	...	7	
...	...	...	...	...	7	...	...	...	...	...	...	...	...	...	83	113	...	...	183	8	...	...	...	4	
17	...	...	...	7	1	...	...	...	...	...	...	...	...	6	8	8	...	...	8	...	...	...	...	6	
...	...	...	...	...	...	...	...	...	...	...	...	...	...	...	7	11	...	...	58	19	7	...	...	21	
1	3	...	...	8	17	18	...	...	14	...	3	...	...	2	46	152	2	...	178	2	6	...	...	5	
...	...	...	...	...	...	...	...	...	...	...	3	...	...	...	150	80	4	2	139	148	113	12	2	257	
...	...	...	...	...	...	...	...	...	...	...	...	...	...	...	14	24	...	...	34	40	...	2	...	57	
3	...	...	...	3	61	13	1	...	41	...	...	...	...	...	63	22	4	3	50	106	79	13	1	219	
37	...	...	...	70	74	...	...	...	125	9	6	...	...	19	94	60	2	...	121	53	35	3	1	90	
8	1	1	...	10	6	1	...	...	14	1	...	...	...	...	22	6	...	...	27	327	71	...	...	828	
...	...	...	...	5	4	12	...	...	48	12	7	...	...	12	11	20	...	...	7	389	260	13	...	611	
...	...	...	...	...	1	1	...	...	25	2	...	1	...	9	106	206	3	2	348	311	228	19	4	574	
...	...	...	...	...	10	5	...	...	17	1	2	...	...	2	73	49	3	1	175	150	144	7	3	206	
...	...	...	...	...	...	...	...	...	...	...	...	...	...	...	3	1	...	...	5	143	121	1	2	188	
...	...	...	...	...	...	...	...	...	...	...	...	...	...	...	1	...	...	...	3	1	...	...	...	...	
21	...	...	...	12	21	1	...	...	18	...	13	...	...	23	32	42	...	1	68	260	179	24	2	415	
14	...	2	...	12	39	2	...	...	138	20	5	6	...	36	190	34	5	...	369	686	266	39	4	1,385	
6	6	...	...	16	43	23	1	...	103	...	...	...	...	...	23	4	...	...	17	286	234	30	4	578	
...	12	...	...	2	40	4	2	...	77	...	2	...	...	1	72	16	...	1	310	661	301	34	7	1,109	
...	...	...	...	2	15	2	...	...	26	...	...	...	...	...	7	2	...	...	9	1,773	1,017	194	34	2,798	
...	...	...	...	...	...	...	...	...	...	1	...	...	...	2	2	...	...	...	4	266	85	19	5	227	
7	13	...	...	6	...	...	...	...	...	1	1	...	...	2	156	5	4	...	249	44	358	...	2	112	
133	48	3	...	367	472	90	11	...	879	234	56	26	1	285	1,739	1,133	49	24	3,180	5,705	3,612	410	69	9,733	
...	...	...	...	...	2	2	...	...	3	...	...	...	...	...	...	...	...	...	...	48	27	2	1	79	
...	...	...	...	...	2	...	...	...	7	...	...	...	...	...	...	...	...	...	...	6	...	...	...	19	
...	...	...	...	...	...	...	...	...	...	...	...	...	...	...	3	4	...	...	...	...	...	...	...	...	
...	...	...	...	...	4	2	...	...	10	...	...	...	...	...	3	4	...	...	...	54	27	2	1	98	
133	48	3	...	367	476	92	11	...	889	234	56	26	1	285	1,742	1,137	49	24	3,180	5,759	3,639	412	70	9,831	
...	...	...	...	...	...	...	...	...	...	...	...	...	...	...	...	1	...	...	...	35	24	2	...	117	
...	...	...	...	...	...	...	...	...	...	...	...	...	...	...	...	...	...	...	...	...	...	...	...	...	
...	...	...	...	...	2	...	...	...	...	1	...	...	...	1	2	...	...	...	5	14	7	...	...	17	
...	...	...	...	...	...	...	...	...	...	...	...	...	...	4	1	1	...	...	5	43	34	3	...	139	
...	...	...	...	...	...	...	...	...	9	3	...	...	...	...	17	5	1	...	49	91	16	1	...	159	
37	...	...	...	70	74	...	...	...	125	9	6	...	...	19	22	6	...	...	27	327	71	...	...	828	
...	...	...	...	...	34	1	...	...	63	...	...	...	...	...	33	2	...	...	96	116	42	8	...	560	
...	...	...	...	...	...	...	...	...	...	2	1	...	...	2	...	...	...	...	4	37	25	...	...	71	
...	...	...	...	...	...	...	...	...	...	...	...	...	...	5	9	...	1	...	11	1	43	...	...	26	
...	...	...	...	...	...	...	...	...	...	...	...	...	...	...	34	...	...	...	55	90	15	15	1	287	
...	...	...	...	...	20	2	...	...	62	...	...	...	...	...	...	...	...	...	...	...	15	...	...	122	
37	...	...	...	70	130	2	1	...	259	12	10	...	...	31	118	15	2	...	252	754	292	29	1	2,020	
548					1,457					575					6,059					19,229					



Table XV.

OCCUPATIONS.  
XI. Supplementary  
Requirements.

278

TABLE  
Occupations

NUMBER.	DISTRICT, STATE OR CITY.	CLASS D.—PREPARATION																			
		Order XI—																			
		Sub-order 33.—Bangles, Necklaces, Beads, Sacred Threads, Etc.— <i>concl.</i>										Sub-order 34.—									
		217. MAKERS AND SELLERS OF SPANGLES, LINGAMS AND SACRED THREADS.					Total Sub-order 33.					218. FURNITURE FAC- TORIES: OWNERS, MANA- GERS & SUPERIOR STAFF.					* 220. FURNITURE MAKERS: HAND INDUSTRY.				
		Actual workers.				Dependents.	Actual workers.				Dependents.	Actual workers.				Dependents.	Actual workers.				Dependents.
		Total.		Partially Agricul- turist.	Total.		Partially Agricul- turist.	Total.		Partially Agricul- turist.		Total.		Partially Agricul- turist.							
		Males.	Females.		Males.			Females.	Males.			Females.	Males.		Females.		Males.	Females.			
		1238	1239	1240	1241	1242	1243	1244	1245	1246	1247	1248	1249	1250	1251	1252	1253	1254	1255	1256	1257
1	GANJAM ...	17	40	1	...	46	1,124	453	55	17	2,126	...	...	...	...	8	...	...	...	29	
2	AGENCY, GANJAM ...	...	...	...	...	...	364	12	21	2	498	...	...	...	...	...	...	...	...	...	
3	VIZAGAPATAM ...	28	49	...	...	63	986	1,066	42	7	1,466	...	...	...	...	19	14	...	...	32	
4	AGENCY, VIZAGAPATAM ...	9	1	1	...	24	173	95	3	1	400	...	...	...	...	...	...	...	...	...	
5	GÓDÁVARI ...	3	37	...	...	16	811	498	36	1	1,153	...	...	...	1	15	3	...	...	15	
6	AGENCY, GÓDÁVARI ...	...	...	...	...	...	39	11	6	...	47	...	...	...	...	6	...	...	...	3	
7	KISTNA ...	2	1	...	...	15	1,069	403	119	22	1,782	...	...	...	...	11	1	...	...	35	
8	NELLORE ...	3	...	2	...	2	1,440	874	247	36	2,618	...	...	...	...	6	...	...	...	5	
9	CUDDARAH ...	1	43	...	...	1	1,163	495	107	18	1,700	...	...	...	...	...	...	...	...	...	
10	KURNOOL ...	...	...	...	...	...	473	177	48	13	756	...	...	...	...	2	12	2	...	4	
11	BELLARY ...	14	16	2	...	13	607	388	64	14	998	...	...	...	...	2	...	...	...	...	
12	ANANTAPUR ...	5	1	...	...	4	815	318	50	4	1,262	...	...	...	...	...	...	...	...	...	
13	MADRAS ...	12	...	...	...	18	682	100	2	...	1,586	...	...	...	...	138	...	2	...	214	
14	CHINGLEPUT ...	10	3	...	...	27	763	328	29	1	1,100	...	...	...	...	2	...	...	...	3	
15	NORTH ARCOT ...	1	5	...	...	5	1,755	795	145	19	3,462	...	...	...	...	1	...	...	...	11	
16	SALEM ...	2	2	...	...	6	718	467	53	9	1,108	...	...	...	...	22	...	...	...	25	
17	COIMBATORE ...	...	7	...	...	10	590	300	21	5	1,002	...	...	...	...	11	...	...	...	20	
18	NILGIRIS ...	...	...	...	...	...	7	...	...	...	11	...	...	...	...	...	...	...	...	...	
19	SOUTH ARCOT ...	4	2	...	...	6	937	402	149	9	1,506	...	...	...	...	...	...	...	...	...	
20	TANJORE ...	14	4	1	...	21	1,501	566	84	8	3,069	...	...	...	...	5	1	...	...	9	
21	TRICHINOPOLY ...	17	5	...	...	68	1,086	385	248	6	2,214	...	...	...	...	...	...	...	...	...	
22	MADRAS ...	39	39	...	...	50	1,289	672	49	9	2,336	...	...	...	...	2	...	...	...	2	
23	TINNEVELLY ...	2	2	1	...	3	1,999	1,076	214	36	3,096	...	...	...	...	86	1	3	...	150	
24	MALABAR ...	2	...	...	...	1	395	148	19	3	496	...	...	...	...	19	1	1	...	41	
25	SOUTH CANARA ...	10	2	...	...	8	458	602	29	11	650	...	...	...	...	11	...	...	...	5	
Total, British Terry.		195	250	8	...	407	21,204	10,631	1,840	251	36,442	...	...	...	1	366	33	8	...	598	
26	PUDUKKÓTTAI ...	...	...	...	...	...	66	55	2	1	113	...	...	...	...	...	...	...	...	...	
27	BANGANAPALLE ...	...	...	...	...	...	60	7	4	...	165	...	...	...	...	...	...	...	...	...	
28	SANDUR ...	...	...	...	...	...	8	4	...	...	6	...	...	...	...	...	...	...	...	...	
Total, Feudatories.		...	...	...	...	...	134	66	6	1	284	...	...	...	...	...	...	...	...	...	
Grand Total		195	250	8	...	407	21,338	10,697	1,846	252	36,726	...	...	...	1	366	33	8	...	598	
29	BELLARY CITY ...	1	...	...	...	...	86	39	3	...	248	...	...	...	...	...	...	...	...	...	
30	CALICUT CITY ...	1	...	...	...	1	8	...	...	...	18	...	...	...	...	...	1	...	...	2	
31	COIMBATORE CITY ...	...	1	...	...	...	36	9	...	...	66	...	...	...	...	...	...	...	...	...	
32	CUDDALORE CITY ...	...	...	...	...	...	64	36	4	...	212	...	...	...	...	...	...	...	...	...	
33	KUMBHAKONAM CITY ...	...	...	...	...	...	138	36	2	...	280	...	...	...	...	...	...	...	...	...	
34	MADRAS CITY ...	12	...	...	...	18	682	100	2	...	1,586	...	...	...	...	138	...	2	...	214	
35	MADRAS CITY ...	12	20	...	...	31	250	76	11	...	607	...	...	...	...	...	...	...	...	...	
36	NEGAPATAM CITY ...	...	...	...	...	...	76	26	2	...	184	...	...	...	...	1	...	...	...	4	
37	SALEM CITY ...	...	2	...	...	1	46	62	1	...	131	...	...	...	...	...	...	...	...	...	
38	TANJORE CITY ...	7	1	...	...	17	183	58	15	1	521	...	...	...	...	1	...	...	...	4	
39	TRICHINOPOLY CITY ...	...	...	...	...	5	115	29	...	...	461	...	...	...	...	...	...	...	...	...	
Total, Cities		33	24	...	...	73	1,693	471	40	1	4,314	...	...	...	...	140	1	2	...	224	
Total Workers and Dependents in the Presidency.		892					68,761					1					997				

\* There are no entries under group No. 219.



**Table XV.**  
**OCCUPATIONS.**  
**XI. Supplementary**  
**Requirements.**

XV.

—continued.

AND SUPPLY OF MATERIAL SUBSTANCES—cont.

Supplementary Requirements—cont.

Furniture.										Sub-order 35.—Harness.															NUMBER.
231. FURNITURE SELLERS.					Total Sub-order 34.					222. HARNESS (NOT LEATHER) MAKERS AND SELLERS.					223. SADDLECLOTH MAKERS, EMBROIDERERS AND SELLERS.					224. WHIP, GOAD, AND WALKING-STICK, ETC., MAKERS.					
Actual workers.					Actual workers.					Actual workers.					Actual workers.					Actual workers.					
Total.		Partially Agri-culturalist.			Dependents.	Total.		Partially Agri-culturalist.			Dependents.	Total.		Partially Agri-culturalist.			Dependents.	Total.		Partially Agri-culturalist.			Dependents.		
Males.	Females.	Males.	Females.	Males.		Females.	Males.	Females.	Males.	Females.		Males.	Females.	Males.	Females.	Males.		Females.	Males.	Females.	Males.	Females.			
1258	1259	1260	1261	1262	1263	1264	1265	1266	1267	1268	1269	1270	1271	1272	1273	1274	1275	1276	1277	1278	1279	1280	1281	1282	
...	...	...	...	...	8	...	...	...	29	...	...	...	...	...	...	...	...	...	...	...	...	...	...	4	1
2	...	...	...	4	21	14	...	...	36	...	...	...	...	...	...	...	...	...	...	...	...	...	...	...	2
1	...	...	...	...	1	...	...	...	...	...	...	...	...	...	...	...	...	...	...	...	...	...	...	...	3
5	1	...	...	...	20	4	...	...	16	...	...	...	...	...	5	...	...	...	...	39	35	...	...	25	4
...	...	...	...	...	6	...	...	...	3	...	...	...	...	...	...	...	...	...	...	...	...	...	...	...	5
5	3	...	...	13	16	4	...	...	48	...	...	...	...	...	...	...	...	...	...	...	...	...	...	...	6
...	...	...	...	1	6	...	...	...	6	...	...	...	...	...	...	...	...	...	...	...	...	...	...	...	7
1	...	1	...	4	1	...	1	...	4	...	...	...	...	...	...	...	...	...	...	1	...	...	...	...	8
3	...	...	...	14	5	12	2	...	18	...	...	...	...	...	5	...	...	...	...	4	...	...	...	...	9
1	...	...	...	1	3	...	...	...	1	...	...	...	...	...	3	...	...	...	...	1	...	...	...	...	10
...	...	...	...	...	...	...	...	...	...	...	...	...	...	...	...	...	...	...	...	...	...	...	...	...	11
51	...	2	...	217	189	...	4	...	431	2	...	...	...	7	...	...	...	...	...	8	...	...	...	...	12
10	...	...	...	8	12	...	...	...	11	10	...	...	...	21	...	...	...	...	...	1	...	...	...	...	13
4	...	...	...	8	5	...	...	...	19	...	...	...	...	...	...	...	...	...	...	...	...	...	...	...	14
2	...	...	...	11	24	...	...	...	36	...	...	...	...	...	...	...	...	...	...	6	1	...	...	...	15
6	1	...	...	3	17	1	...	...	32	2	2	...	...	...	...	...	...	...	...	...	...	...	...	...	16
5	...	...	...	2	5	...	...	...	2	...	...	...	...	...	...	...	...	...	...	3	...	...	...	...	17
...	...	...	...	...	...	...	...	...	...	...	...	...	...	...	...	...	...	...	...	...	...	...	...	...	18
4	...	...	...	18	9	1	...	...	27	...	...	...	...	...	...	...	...	...	...	1	...	...	...	...	19
10	...	...	...	52	10	...	...	...	52	2	...	...	...	...	...	...	...	...	...	1	...	...	...	...	20
14	...	...	...	3	16	...	...	...	5	...	...	...	...	...	...	...	...	...	...	...	...	...	...	...	21
22	1	3	...	57	108	2	6	...	193	1	...	...	...	...	...	...	...	...	...	9	...	1	...	...	22
29	...	...	...	93	48	1	1	...	134	...	...	...	...	...	2	...	...	...	...	1	...	...	...	...	23
...	...	...	...	...	11	...	...	...	5	...	...	...	...	...	...	...	...	...	...	...	...	...	...	...	24
...	...	...	...	...	...	...	...	...	...	...	...	...	...	...	...	...	...	...	...	...	...	...	...	...	25
175	6	6	...	509	541	39	14	...	1,108	17	2	...	...	28	15	...	...	...	11	75	36	1	...	...	90
...	...	...	...	...	...	...	...	...	...	...	...	...	...	...	...	...	...	...	...	...	...	...	...	...	26
...	...	...	...	...	...	...	...	...	...	...	...	...	...	...	...	...	...	...	...	...	...	...	...	...	27
...	...	...	...	...	...	...	...	...	...	...	...	...	...	...	...	...	...	...	...	...	...	...	...	...	28
...	...	...	...	...	...	...	...	...	...	...	...	...	...	...	...	...	...	...	...	...	...	...	...	...	...
175	6	6	...	509	541	39	14	...	1,108	17	2	...	...	28	15	...	...	...	11	75	36	1	...	...	90
1	...	...	...	1	1	...	...	...	1	...	...	...	...	...	3	...	...	...	1	1	...	...	...	...	29
11	...	...	...	51	11	1	...	...	53	...	...	...	...	...	2	...	...	...	3	...	...	...	...	...	30
...	...	...	...	...	...	...	...	...	...	...	...	...	...	...	...	...	...	...	...	...	...	...	...	...	31
...	...	...	...	...	...	...	...	...	...	...	...	...	...	...	...	...	...	...	...	...	...	...	...	...	32
1	...	...	...	4	1	...	...	...	4	...	...	...	...	...	...	...	...	...	...	...	...	...	...	...	33
51	...	2	...	217	189	...	4	...	431	2	...	...	...	7	...	...	...	...	...	8	...	...	...	...	34
...	...	...	...	...	...	...	...	...	...	...	...	...	...	...	...	...	...	...	...	...	...	...	...	...	35
...	...	...	...	...	1	...	...	...	4	...	...	...	...	...	...	...	...	...	...	...	...	...	...	...	36
...	...	...	...	...	...	...	...	...	...	...	...	...	...	...	...	...	...	...	...	...	...	...	...	...	37
...	...	...	...	...	1	...	...	...	4	...	...	...	...	...	...	...	...	...	...	1	...	...	...	...	38
9	...	...	...	52	9	...	...	...	52	2	...	...	...	...	...	...	...	...	...	1	...	...	...	...	39
...	...	...	...	...	...	...	...	...	...	...	...	...	...	...	...	...	...	...	...	...	...	...	...	...	...
73	...	2	...	325	213	1	4	...	549	4	...	...	...	7	5	...	...	...	4	11	...	...	...	...	22
890					1,688					47					26					201					



Table XV.

OCCUPATIONS.  
XI. Supplementary  
Requirements.

280

TABLE  
Occupations

NUMBER.	DISTRICT, STATE OR CITY.	CLASS D.—PREPARATION															Order XL—				
		Sub-order 35.—Harness — <del>carried</del> .					225. MACHINERY AND ENGINEERING WORKSHOPS: OWNERS, MAN- AGERS AND SUPERIOR STAFF.					226. MACHINERY AND ENGINEERING WORKSHOPS: OPERA- TIVES AND OTHER SUBORDINATES.					227. KNIFE AND TOOL MAKERS.				
		Total Sub-order 35.																			
		Actual workers.					Actual workers.					Actual workers.					Actual workers.				
		Total.		Partially Agri- culturist.		Dependents.	Total.		Partially Agri- culturist.		Dependents.	Total.		Partially Agri- culturist.		Dependents.	Total.		Partially Agri- culturist.		Dependents.
		Males.	Females.	Males.	Females.		Males.	Females.	Males.	Females.		Males.	Females.	Males.	Females.		Males.	Females.	Males.	Females.	
		1283	1284	1285	1286	1287	1288	1289	1290	1291	1292	1293	1294	1295	1296	1297	1298	1299	1300	1301	1302
1	GANJAM ...					4											4				3
2	AGENCY, GANJAM ...																2				2
3	VIZAGAPATAM ...						5				10					12	9	1			20
4	AGENCY, VIZAGAPATAM.																2				3
5	GÓDÁVARI ...	44	35			25											2				
6	AGENCY, GÓDÁVARI ...																				
7	KISTNA ...																15				4
8	NELLORE ...																26				37
9	CUDDAPOH ...	1															7				3
10	KURNOOL ...	9				9															
11	BELLARY ...	4				2															
12	ANANTAPUR ...					2											5	1			7
13	MADRAS ...	10				22	1					317				593	2				3
14	CHINGLEPUT ...	11				21															
15	NORTH ARCOT ...	6	1			13											2				4
16	SALEM ...					5															
17	COIMBATORE ...	2	2														4				14
18	NEIGERIS ...	3				10															
19	SOUTH ARCOT ...																				
20	TANJORE ...	1				3											4		1		5
21	TRICHINOPOLY ...	3				3															
22	MADRAS ...																				
23	TINNEVELLY ...	10		1		7															
24	MALABAR ...	3				3											5				15
25	SOUTH CANARA ...																1				5
Total, British Terry.		107	38	1		129	6				10	317				595	90	2	3		133
26	PUDUCHÉTTAI ...																				
27	BANGANAPALLE ...																				
28	SANDUR ...																2				3
Total, Feudatories.																	2				3
Grand Total		107	38	1		129	6				10	317				595	92	2	3		136
29	BELLARY CITY ...	4				2															
30	CALICUT CITY ...	2				3															
31	COIMBATORE CITY ...																				
32	CUDDAPORE CITY ...																				4
33	KUMBHAKONAM CITY ...																				
34	MADRAS CITY ...	10				22	1					317				593	2				3
35	MADRAS CITY ...																				
36	NEGAPATAM CITY ...																				
37	SALEM CITY ...																				
38	TANJORE CITY ...	1				3															
39	TRICHINOPOLY CITY ...	3				3															
Total, Cities		20				33	1					317				593	2				7
Total Workers and Dependents in the Presidency.		274					16					912					230				

Table XV.

OCCUPATIONS.  
XI. Supplementary  
Requirements.

281

XV.

—continued.

AND SUPPLY OF MATERIAL SUBSTANCES—cont.

Supplementary Requirements—cont.

Tools and Machinery.

228. KNIFE AND TOOL SELLERS.					229. KNIFE AND TOOL GRINDERS.					230. PLOUGH AND AGRICULTURAL IMPLEMENT MAKERS.					231. LOOMS AND LOOK-COMB MAKERS AND SELLERS.					232. MECHANICS OTHER THAN RAILWAY MECHANICS.					NUMBER.	
Actual workers.					Actual workers.					Actual workers.					Actual workers.					Actual workers.						
Total.		Partially Agriculturist.		Dependents.	Total.		Partially Agriculturist.		Dependents.	Total.		Partially Agriculturist.		Dependents.	Total.		Partially Agriculturist.		Dependents.	Total.		Partially Agriculturist.		Dependents.		
Males.	Females.	Males.	Females.		Males.	Females.	Males.	Females.		Males.	Females.	Males.	Females.		Males.	Females.	Males.	Females.		Males.	Females.	Males.	Females.			Males.
1303	1304	1305	1306	1307	1308	1309	1310	1311	1312	1313	1314	1315	1316	1317	1318	1319	1320	1321	1322	1323	1324	1325	1326	1327		
19	...	1	...	89	...	...	...	...	...	60	5	26	5	165	18	31	...	...	23	11	...	...	...	2	1	
...	...	...	...	...	...	...	...	...	...	72	7	15	...	115	69	46	2	...	90	4	...	...	...	37	2	
8	1	...	...	22	...	...	...	...	1	1	...	...	...	...	...	...	...	...	...	...	...	...	...	4	3	
...	...	...	...	2	2	...	...	...	2	75	...	9	...	108	32	13	...	1	76	23	...	...	...	47	5	
...	...	...	...	...	...	...	...	...	...	11	...	1	...	8	...	...	...	...	...	...	...	...	...	6	6	
17	6	2	...	25	19	...	1	...	16	139	...	19	...	206	22	1	1	...	28	2	...	...	...	6	7	
7	3	...	...	34	...	...	...	...	4	39	3	10	...	149	68	5	13	...	74	1	...	...	...	6	8	
...	...	...	...	2	1	...	...	...	1	120	8	7	...	177	32	6	1	...	80	5	...	...	...	6	9	
6	...	...	...	5	5	...	...	...	8	6	...	2	...	42	1	...	...	...	1	...	...	...	...	2	10	
4	...	...	...	1	10	1	...	...	23	93	...	27	...	162	37	12	...	...	54	5	...	...	...	10	11	
3	...	...	...	...	...	...	...	...	25	...	2	...	...	29	72	28	...	...	207	1	...	...	...	...	12	
2	...	...	...	1	13	...	...	...	24	...	...	...	...	...	10	...	...	...	31	678	...	...	...	1,517	13	
2	...	...	...	...	14	...	1	...	12	...	...	...	...	1	14	...	1	...	19	35	...	1	...	40	14	
...	...	...	...	...	...	...	...	...	2	2	...	...	...	50	7	7	...	...	20	17	...	...	...	40	15	
1	...	...	...	...	...	...	...	...	...	...	...	...	...	...	...	...	...	...	2	...	1	...	...	12	16	
1	1	...	...	...	2	...	...	...	...	51	1	...	...	105	1	5	...	...	11	3	...	...	...	5	17	
1	...	...	...	...	...	...	...	...	...	...	...	...	...	...	...	...	...	...	15	...	...	...	...	31	18	
...	...	...	...	...	7	...	4	...	8	...	...	...	...	...	1	...	...	...	1	3	...	1	...	14	19	
16	2	1	...	192	6	...	...	...	9	...	...	...	...	2	2	...	...	3	2	...	...	...	...	6	20	
32	12	1	...	590	4	...	...	...	27	...	...	...	...	...	3	...	...	1	...	...	...	...	...	...	21	
...	...	...	...	1	...	...	...	...	1	214	15	52	...	267	8	1	...	...	11	8	...	...	...	11	22	
...	...	...	...	...	...	...	...	...	18	...	4	...	...	32	...	...	...	...	2	...	...	...	...	26	23	
16	5	...	...	28	168	50	10	7	301	11	...	1	...	22	6	2	...	...	13	73	...	1	...	130	24	
1	...	...	...	...	6	...	...	...	5	6	...	...	...	5	...	...	...	...	...	5	...	...	...	4	25	
136	31	5	...	992	260	51	16	7	444	943	39	175	5	1,645	403	157	18	1	742	896	...	4	...	1,970	26 27 28	
...	...	...	...	...	...	2	2	...	2	...	...	...	...	...	1	...	1	...	7	...	...	...	...	...		
...	...	...	...	...	1	...	...	...	...	...	...	...	...	...	...	...	...	...	...	...	...	...	...	...		
...	...	...	...	...	3	2	...	...	2	...	...	...	...	...	10	...	1	...	7	...	...	...	...	...	29 30 31 32 33 34 35 36 37 38 39	
136	31	5	...	992	263	53	16	7	446	943	39	175	5	1,645	413	157	19	1	749	896	...	4	...	1,970		
...	...	...	...	...	2	...	...	...	2	...	...	...	...	...	...	...	...	...	...	5	...	...	...	10		
...	...	...	...	...	13	...	...	...	4	...	...	...	...	...	...	...	...	...	...	18	...	...	...	23	30	
...	...	...	...	...	...	...	...	...	...	...	...	...	...	...	...	...	...	...	...	...	...	...	...	1	31	
...	...	...	...	...	4	...	...	...	1	...	...	...	...	...	1	...	...	...	...	...	...	...	...	...	33	
2	...	...	...	1	13	...	...	...	24	...	...	...	...	...	10	...	...	...	31	678	...	...	...	1,517	34	
...	...	...	...	...	1	...	...	...	1	...	...	...	...	...	3	...	...	...	1	2	...	...	...	2	35	
8	...	...	...	23	...	...	...	...	...	...	...	...	...	...	...	...	...	...	...	1	...	...	...	...	36	
...	...	...	...	...	...	...	...	...	...	...	...	...	...	...	...	...	...	...	...	...	...	...	...	...	37	
...	...	...	...	...	4	...	...	...	26	...	...	...	...	...	...	...	...	...	...	...	...	...	...	3	38	
10	...	...	...	94	37	...	...	...	58	...	...	...	...	...	14	...	...	...	32	704	...	...	...	1,556	39	
1,159					762					2,627					1,319					2,868						



Table XV.

OCCUPATIONS.  
XI. Supplementary  
Requirements.

282

TABLE  
Occupations

NUMBER.		DISTRICT, STATE OR CITY.		CLASS D.—PREPARATION																	Order XI.—				
				Sub-order 36.—Tools and Machinery— <i>concltd.</i>																	* 237. ARSENALS: SUPERIOR STAFF.				
				233. MACHINERY DEALERS, ETC.					234. SUGAR PRESS MAKERS.					Total Sub-order 36.											
				Actual workers.				Dependents.	Actual workers.				Dependents.	Actual workers.				Dependents.	Actual workers.				Dependents.		
				Total.		Partially Agricul- turst.	Total.		Partially Agricul- turst.	Total.		Partially Agricul- turst.		Total.		Partially Agricul- turst.	Total.		Partially Agricul- turst.						
				Males.	Females.	Males.	Females.	Both sexes.	Males.	Females.	Males.	Females.	Both sexes.	Males.	Females.	Males.	Females.	Both sexes.	Males.	Females.	Males.	Females.	Both sexes.		
						1328	1329	1330	1331	1332	1333	1334	1335	1336	1337	1338	1339	1340	1341	1342	1343	1344	1345	1346	1347
1	GANJAM ...											112	36	27	5	281									
2	AGENCY, GANJAM ...											2		2		2									
3	VIZAGAPATAM ...											159	55	17		233									
4	AGENCY, VIZAGAPATAM ...											11	1			26									
5	GODAVARI ...	1					7					142	13	9	1	235									
6	AGENCY, GODAVARI ...											11		1		8									
7	KISTNA ...	1										215	7	23		285									
8	NELLORE ...											141	11	23		304									
9	CUDDAPAH ...											165	14	8		269									
10	KURNOOL ...											19		2		57									
11	BELLARY ...											149	13	27		250									
12	ANANTAPUR ...											106	29	2		243									
13	MADRAS ...	4				9						1,027				2,178	6				24				
14	CHINGLEPUT ...											65		3		81									
15	NORTH ARCOT ...						1					29	7			125									
16	SALEM ...											3		1		12									
17	COIMBATORE ...											62	7			135									
18	NILGIRIS ...											16				31									
19	SOUTH ARCOT ...											11		5		23									
20	TANJORE ...											30	2	2		217									
21	TRICHINOPOLY ...											7				28									
22	MADRAS ...											265	28	53		380									
23	TINNEVELLY ...											20		4		59									
24	MALABAR ...											279	57	12	7	509									
25	SOUTH CANARA ...	1										20				19									
Total, British Terry.		7				9	8					3,066	280	221	13	5,540	6				24				
26	PUDUKKOTTAI ...											1		1											
27	BANGANAPALLE ...											11	2			9									
28	SANDUR ...											3				3									
Total, Feudatories.												15	2	1		12									
Grand Total ...		7				9	8					3,081	282	222	13	5,552	6				24				
29	BELLARY CITY ...											7				12									
30	CALICUT CITY ...											31				27									
31	COIMBATORE CITY ...															5									
32	CUDDALORE CITY ...																								
33	KUMBakonam CITY ...											5				1									
34	MADRAS CITY ...	4				9						1,027				2,173	6				24				
35	MADRAS CITY ...											6				4									
36	NEGAPATAM CITY ...											9				93									
37	SALEM CITY ...																								
38	TANJORE CITY ...															3									
39	TRICHINOPOLY CITY ...											4				26									
Total, Cities ...		4				9						1,089				2,349	6				24				
Total Workers and Dependents in the Presidency.		16					8					3,915					30								

\* There are no entries under groups Nos. 235 and 236.

**Table XV.**  
**OCCUPATIONS.**  
**XI. Supplementary**  
**Requirements.**

XV.

—continued.

AND SUPPLY OF MATERIAL SUBSTANCES—cont.

Supplementary Requirements—cont.

## Sub-order 37.—Arms and Ammunition.

238. ARSENALS: OPERATIVES AND OTHER SUBORDINATES.					239. GUNPOWDER FAC- TORIES: SUPERIOR STAFF.					240. GUNPOWDER FAC- TORIES: OPERATIVES AND OTHER SUBORDINATES.					241. GUN-CARRIAGE FAC- TORIES: MANAGERS AND SUPERIOR STAFF.					242. GUN-CARRIAGE FAC- TORIES: WORKMEN AND OTHER SUBORDINATES.					NUMBER.
Actual workers.				Dependents.	Actual workers.				Dependents.	Actual workers.				Dependents.	Actual workers.				Dependents.						
Total.		Partially Agricul- turalist.			Total.		Partially Agricul- turalist.			Total.		Partially Agricul- turalist.			Total.		Partially Agricul- turalist.			Total.		Partially Agricul- turalist.			
Males.	Females.	Males.	Females.	Males.	Females.	Males.	Females.	Males.	Females.	Males.	Females.	Males.	Females.	Males.	Females.	Males.	Females.	Males.	Females.						
1348	1349	1350	1351	1352	1353	1354	1355	1356	1357	1358	1359	1360	1361	1362	1363	1364	1365	1366	1367	1368	1369	1370	1371	1372	
...	...	...	...	...	...	...	...	...	...	...	...	...	...	...	...	...	...	...	...	...	...	...	...	...	
...	...	...	...	...	...	...	...	...	...	...	...	...	...	...	...	...	...	...	...	...	...	...	...	...	
...	...	...	...	...	...	...	...	...	...	...	...	...	...	...	...	...	...	...	...	...	...	...	...	...	
...	...	...	...	...	...	...	...	...	...	...	...	...	...	...	...	...	...	...	...	...	...	...	...	...	
...	...	...	...	...	...	...	...	...	...	...	...	...	...	...	...	...	...	...	...	...	...	...	...	...	
...	...	...	...	...	...	...	...	...	...	...	...	...	...	...	...	...	...	...	...	...	...	...	...	...	
...	...	...	...	...	...	...	...	...	...	...	...	...	...	...	...	...	...	...	...	...	...	...	...	...	
...	...	...	...	...	...	...	...	...	...	...	...	...	...	...	...	...	...	...	...	...	...	...	...	...	
...	...	...	...	...	...	...	...	...	...	...	...	...	...	...	...	...	...	...	...	...	...	...	...	...	
...	...	...	...	...	...	...	...	...	...	...	...	...	...	...	...	...	...	...	...	...	...	...	...	...	
...	...	...	...	...	...	...	...	...	...	...	...	...	...	...	...	...	...	...	...	...	...	...	...	...	
...	...	...	...	...	...	...	...	...	...	...	...	...	...	...	...	...	...	...	...	...	...	...	...	...	
...	...	...	...	...	...	...	...	...	...	...	...	...	...	...	...	...	...	...	...	...	...	...	...	...	
...	...	...	...	...	...	...	...	...	...	...	...	...	...	...	...	...	...	...	...	...	...	...	...	...	
...	...	...	...	...	...	...	...	...	...	...	...	...	...	...	...	...	...	...	...	...	...	...	...	...	
...	...	...	...	...	...	...	...	...	...	...	...	...	...	...	...	...	...	...	...	...	...	...	...	...	
...	...	...	...	...	...	...	...	...	...	...	...	...	...	...	...	...	...	...	...	...	...	...	...	...	
...	...	...	...	...	...	...	...	...	...	...	...	...	...	...	...	...	...	...	...	...	...	...	...	...	
...	...	...	...	...	...	...	...	...	...	...	...	...	...	...	...	...	...	...	...	...	...	...	...	...	
...	...	...	...	...	...	...	...	...	...	...	...	...	...	...	...	...	...	...	...	...	...	...	...	...	
...	...	...	...	...	...	...	...	...	...	...	...	...	...	...	...	...	...	...	...	...	...	...	...	...	
...	...	...	...	...	...	...	...	...	...	...	...	...	...	...	...	...	...	...	...	...	...	...	...	...	
...	...	...	...	...	...	...	...	...	...	...	...	...	...	...	...	...	...	...	...	...	...	...	...	...	
...	...	...	...	...	...	...	...	...	...	...	...	...	...	...	...	...	...	...	...	...	...	...	...	...	
...	...	...	...	...	...	...	...	...	...	...	...	...	...	...	...	...	...	...	...	...	...	...	...	...	
...	...	...	...	...	...	...	...	...	...	...	...	...	...	...	...	...	...	...	...	...	...	...	...	...	
...	...	...	...	...	...	...	...	...	...	...	...	...	...	...	...	...	...	...	...	...	...	...	...	...	
...	...	...	...	...	...	...	...	...	...	...	...	...	...	...	...	...	...	...	...	...	...	...	...	...	
...	...	...	...	...	...	...	...	...	...	...	...	...	...	...	...	...	...	...	...	...	...	...	...	...	
...	...	...	...	...	...	...	...	...	...	...	...	...	...	...	...	...	...	...	...	...	...	...	...	...	
...	...	...	...	...	...	...	...	...	...	...	...	...	...	...	...	...	...	...	...	...	...	...	...	...	
...	...	...	...	...	...	...	...	...	...	...	...	...	...	...	...	...	...	...	...	...	...	...	...	...	
...	...	...	...	...	...	...	...	...	...	...	...	...	...	...	...	...	...	...	...	...	...	...	...	...	
...	...	...	...	...	...	...	...	...	...	...	...	...	...	...	...	...	...	...	...	...	...	...	...	...	
...	...	...	...	...	...	...	...	...	...	...	...	...	...	...	...	...	...	...	...	...	...	...	...	...	
...	...	...	...	...	...	...	...	...	...	...	...	...	...	...	...	...	...	...	...	...	...	...	...	...	
...	...	...	...	...	...	...	...	...	...	...	...	...	...	...	...	...	...	...	...	...	...	...	...	...	
...	...	...	...	...	...	...	...	...	...	...	...	...	...	...	...	...	...	...	...	...	...	...	...	...	
...	...	...	...	...	...	...	...	...	...	...	...	...	...	...	...	...	...	...	...	...	...	...	...	...	
...	...	...	...	...	...	...	...	...	...	...	...	...	...	...	...	...	...	...	...	...	...	...	...	...	
...	...	...	...	...	...	...	...	...	...	...	...	...	...	...	...	...	...	...	...	...	...	...	...	...	
...	...	...	...	...	...	...	...	...	...	...	...	...	...	...	...	...	...	...	...	...	...	...	...	...	
...	...	...	...	...	...	...	...	...	...	...	...	...	...	...	...	...	...	...	...	...	...	...	...	...	
...	...	...	...	...	...	...	...	...	...	...	...	...	...	...	...	...	...	...	...	...	...	...	...	...	
...	...	...	...	...	...	...	...	...	...	...	...	...	...	...	...	...	...	...	...	...	...	...	...	...	
...	...	...	...	...	...	...	...	...	...	...	...	...	...	...	...	...	...	...	...	...	...	...	...	...	
...	...	...	...	...	...	...	...	...	...	...	...	...	...	...	...	...	...	...	...	...	...	...	...	...	
...	...	...	...	...	...	...	...	...	...	...	...	...	...	...	...	...	...	...	...	...	...	...	...	...	
...	...	...	...	...	...	...	...	...	...	...	...	...	...	...	...	...	...	...	...	...	...	...	...	...	
...	...	...	...	...	...	...	...	...	...	...	...	...	...	...	...	...	...	...	...	...	...	...	...	...	
...	...	...	...	...	...	...	...	...	...	...	...	...	...	...	...	...	...	...	...	...	...	...	...	...	
...	...	...	...	...	...	...	...	...	...	...	...	...	...	...	...	...	...	...	...	...	...	...	...	...	
...	...	...	...	...	...	...	...	...	...	...	...	...	...	...	...	...	...	...	...	...	...	...	...	...	
...	...	...	...	...	...	...	...	...	...	...	...	...	...	...	...	...	...	...	...	...	...	...	...	...	
...	...	...	...	...	...	...	...	...	...	...	...	...	...	...	...	...	...	...	...	...	...	...	...	...	
...	...	...	...	...	...	...	...	...	...	...	...	...	...	...	...	...	...	...	...	...	...	...	...	...	
...	...	...	...	...	...	...	...	...	...	...	...	...	...	...	...	...	...	...	...	...	...	...	...	...	
...	...	...	...	...	...	...	...	...	...	...	...	...	...	...	...	...	...	...	...	...	...	...	...	...	
...	...	...	...	...	...	...	...	...	...	...	...	...	...	...	...	...	...	...	...	...	...	...	...	...	
...	...	...	...	...	...	...	...	...	...	...	...	...	...	...	...	...	...	...	...	...	...	...	...	...	
...	...	...	...	...	...	...	...	...	...	...	...	...	...	...	...	...	...	...	...	...	...	...	...	...	
...	...	...	...	...	...	...	...	...	...	...	...	...	...	...	...	...	...	...	...	...	...	...	...	...	
...	...	...	...	...	...	...	...	...	...	...	...	...	...	...	...	...	...	...	...	...	...	...	...	...	
...	...	...	...	...	...	...	...	...	...	...	...	...	...	...	...	...	...	...	...	...	...	...	...	...	
...	...	...	...	...	...	...	...	...	...	...	...	...	...	...	...	...	...	...	...	...	...	...	...	...	
...	...	...	...	...	...	...	...	...	...	...	...	...	...	...	...	...	...	...	...	...	...	...	...	...	
...	...	...	...	...	...	...	...	...	...	...	...	...	...	...	...	...	...	...	...	...	...	...	...	...	
...	...	...	...	...	...	...	...	...	...	...	...	...	...	...	...	...	...	...	...	...	...	...	...	...	
...	...	...	...	...	...	...	...	...	...	...	...	...	...	...											



**Table XV.**  
OCCUPATIONS.  
XI. Supplementary  
Requirements.

284

**TABLE**  
Occupations

CLASS D.—PREPARATION																					
Order XI.—Supplementary																					
Sub-order 37.—Arms and Ammunition— <i>continued</i> .																					
NUMBER.	DISTRICT, STATE OR CITY.	243. GUN-MAKERS, MENDERS AND SELLERS.					244. AMMUNITION, GUNPOWDER AND FIREWORK MAKERS.					245. AMMUNITION, GUN-POWDER AND FIREWORK SELLERS.					* 246. MAKERS OF SWORDS, SPEARS AND OTHER WEAPONS.				
		Actual workers.				Dependents.	Actual workers.				Dependents.	Actual workers.				Dependents.	Actual workers.				Dependents.
		Total.		Partially Agri-culturist.	Total.		Partially Agri-culturist.	Total.		Partially Agri-culturist.		Total.		Partially Agri-culturist.	Total.		Partially Agri-culturist.				
		Males.	Females.		Males.			Females.	Males.			Females.	Males.		Females.			Males.	Females.	Males.	
		1373	1374	1375	1376	1377	1378	1379	1380	1381	1382	1383	1384	1385	1386	1387	1388	1389	1390	1391	1392
1	GANJAM ...	...	...	...	...	...	...	...	3	10	2	1	...	17	...	...	...	...	2		
2	AGENCY, GANJAM ...	...	...	...	...	...	8	1	...	11	13	...	...	23	...	...	...	...	1		
3	VIZAGAPATAM ...	...	...	...	...	...	...	...	...	...	...	...	...	...	...	...	...	...	...		
4	AGENCY, VIZAGAPATAM ...	1	...	...	1	1	...	...	2	...	...	...	...	24	1	...	...	...	...		
5	GODÁVARI ...	...	...	...	...	23	1	...	42	16	...	...	...	...	...	...	...	...	...		
6	AGENCY, GODÁVARI ...	...	...	...	...	...	...	...	...	...	...	...	...	...	...	...	...	...	...		
7	KISTNA ...	1	...	...	6	14	...	...	29	25	...	1	...	50	1	...	...	...	...		
8	NELLORE ...	...	...	...	...	18	...	3	37	...	...	...	...	14	...	...	...	...	...		
9	CUTTACK ...	2	...	...	3	19	2	...	35	17	...	...	...	23	...	...	...	...	...		
10	KURNOOL ...	1	...	...	...	2	...	...	3	1	...	...	...	6	...	...	...	...	...		
11	BELLARY ...	2	...	...	5	9	...	...	34	2	...	...	...	3	...	...	...	...	...		
12	ANANTAPUR ...	...	...	...	...	...	...	...	...	2	1	...	...	2	...	...	...	...	...		
13	MADRAS ...	6	...	...	15	24	2	...	77	69	...	...	...	79	...	...	...	...	...		
14	CHINGLEPUT ...	...	...	...	...	18	1	1	20	11	...	1	...	31	...	...	...	...	...		
15	NORTH ARCOT ...	1	...	...	...	6	...	...	15	24	2	1	...	82	...	...	...	...	...		
16	SALEM ...	3	...	1	19	37	2	...	30	26	10	3	...	49	...	...	...	...	...		
17	COIMBATORE ...	1	...	1	10	30	2	1	62	80	1	8	...	120	...	...	...	...	...		
18	NILGIRIS ...	1	...	...	3	1	...	...	1	...	...	...	...	...	...	...	...	...	...		
19	SOUTH ARCOT ...	1	...	...	1	25	1	...	54	10	1	3	...	36	...	...	...	...	...		
20	TANJORE ...	...	...	...	...	53	19	3	106	29	5	2	...	78	...	...	...	...	...		
21	TRICHINOPOLY ...	1	...	...	...	8	...	1	10	7	8	...	...	28	...	...	...	...	...		
22	MADRAS ...	1	...	...	...	17	4	5	67	29	3	1	...	42	...	...	...	...	...		
23	TINNEVELLY ...	2	...	1	2	13	...	3	22	15	3	...	...	33	...	...	...	...	...		
24	MALABAR ...	1	...	...	4	15	1	...	25	52	...	3	...	96	...	...	...	...	...		
25	SOUTH CANARA ...	...	...	...	...	70	14	3	110	4	2	...	...	45	...	...	...	...	...		
Total, British Territory.		25	...	2	...	69	412	41	20	2	795	424	38	24	...	881	2	...	3		
26	PUDUCHÉTTAI ...	1	...	1	...	...	7	1	...	4	7	1	1	...	32	...	...	...	...		
27	RINGANAPALLE ...	...	...	...	...	4	5	...	15	1	...	...	...	1	...	...	...	...	...		
28	SANDUR ...	...	...	...	...	...	...	...	...	...	...	...	...	...	...	...	...	...	...		
Total, Fendatories.		1	...	1	...	...	11	6	...	19	8	1	1	...	33	...	...	...	...		
Grand Total		26	...	4	...	69	423	47	20	2	814	432	39	25	...	914	2	...	3		
29	BELLARY CITY ...	2	...	...	...	5	7	...	33	...	...	...	...	3	...	...	...	...	...		
30	CALCUTTA CITY ...	...	...	...	...	...	...	...	...	3	...	...	...	...	...	...	...	...	...		
31	COIMBATORE CITY ...	...	...	...	...	1	...	...	9	5	...	...	...	10	...	...	...	...	...		
32	CUTTACK CITY ...	...	...	...	...	...	...	...	17	4	...	...	...	4	...	...	...	...	...		
33	KUMBHONAM CITY ...	...	...	...	...	8	...	...	13	4	...	...	...	12	...	...	...	...	...		
34	MADRAS CITY ...	6	...	...	15	24	2	...	77	60	...	...	...	79	...	...	...	...	...		
35	MADRAS CITY ...	...	...	...	...	4	...	1	12	3	...	...	...	14	...	...	...	...	...		
36	NEGAPATAM CITY ...	...	...	...	...	...	...	...	3	...	...	...	...	...	...	...	...	...	...		
37	SALEM CITY ...	...	...	...	4	2	...	...	2	11	...	2	...	7	...	...	...	...	...		
38	TANJORE CITY ...	...	...	...	...	1	...	...	...	7	...	...	...	7	...	...	...	...	...		
39	TRICHINOPOLY CITY ...	1	...	...	...	...	...	...	...	2	...	...	...	3	...	...	...	...	...		
Total, Cities		9	...	...	...	24	47	2	1	...	160	99	...	2	...	139	...	...	...		
Total Workers and Dependents in the Presidency.		95					1,284					1,385					5				

\* There are no entries under group No. 247.

Table XV.  
OCCUPATIONS.  
XII. Textile Fabrics  
and Dress.

285

XV.  
—continued.

AND SUPPLY OF MATERIAL SUBSTANCES—cont.

Requirements—concl'd.

Requirements—concl'd.										Order XII.—Textile Fabrics and Dress.										NUMBER.
Total Sub-order 37.					Total Order XI.					Sub-order 38.—Wool and Fur.										
Actual workers.				Dependents.	Actual workers.				Dependents.	248. CARPET WEAVERS.				Dependents.	249. SHAWL WEAVERS.				Dependents.	
Total.		Partially Agriculturalist.			Total.		Partially Agriculturalist.			Total.		Partially Agriculturalist.			Total.		Partially Agriculturalist.			
Males.	Females.	Males.	Females.	Both sexes.	Males.	Females.	Males.	Females.	Both sexes.	Males.	Females.	Males.	Females.	Both sexes.	Males.	Females.	Males.	Females.	Both sexes.	
1393	1394	1395	1396	1397	1398	1399	1400	1401	1402	1403	1404	1405	1406	1407	1408	1409	1410	1411	1412	
10	2	1	...	22	1,497	497	93	22	2,698	...	...	...	...	...	...	...	...	...	...	
21	1	...	...	35	371	12	23	2	504	...	...	...	...	...	...	...	...	...	...	
2	...	...	...	3	1,512	1,777	67	7	2,474	1	...	...	...	2	...	...	...	...	...	
49	1	...	1	65	191	96	3	1	452	...	...	...	...	...	...	...	...	...	...	
...	...	...	...	...	1,233	559	49	3	1,813	92	7	1	...	517	...	...	...	...	...	
41	...	1	...	86	59	11	7	...	65	...	...	...	...	...	...	...	...	...	...	
18	...	3	...	52	1,522	440	154	22	2,434	247	80	43	62	412	...	...	...	...	...	
39	2	...	...	61	1,690	890	279	37	3,227	...	...	...	...	...	...	...	...	...	...	
4	...	...	...	9	1,441	518	119	18	2,158	...	...	...	...	...	...	...	...	...	...	
155	...	...	...	256	563	194	52	13	900	41	...	2	...	22	...	...	...	...	...	
2	1	...	...	2	1,102	419	92	14	1,886	4	...	...	...	30	...	...	...	...	...	
1,132	21	1	...	2,165	953	348	51	4	1,543	...	...	...	...	...	...	...	...	...	...	
43	1	2	...	93	7,870	141	25	...	16,121	15	...	2	...	22	2	1	...	...	3	
31	2	1	...	97	1,257	556	35	1	1,917	1	...	...	...	...	...	...	...	...	...	
63	12	4	...	98	2,690	830	165	19	4,286	18	27	4	...	9	...	...	...	...	...	
121	3	10	...	192	917	485	67	9	1,469	13	...	...	...	10	...	...	...	...	...	
2	...	...	...	4	915	318	35	6	1,656	...	...	...	...	...	...	...	...	...	...	
36	2	3	...	91	146	...	1	...	312	...	...	...	...	...	...	...	...	...	...	
82	15	5	1	184	1,068	405	162	9	1,834	...	...	...	...	12	...	...	...	...	...	
18	8	1	...	38	2,106	591	103	9	4,511	...	...	...	...	1	...	...	...	...	...	
38	7	6	...	109	1,350	403	254	6	2,854	...	...	...	...	...	...	...	...	...	...	
30	3	4	...	57	1,594	712	124	10	3,765	...	...	...	...	...	...	...	...	...	...	
69	1	3	...	125	2,277	1,084	247	36	3,724	...	...	...	...	...	...	...	...	...	...	
74	16	3	...	155	1,297	209	48	10	2,498	...	...	...	...	...	...	...	...	...	...	
...	...	...	...	...	854	619	45	11	1,424	...	...	...	...	...	...	...	...	...	...	
2,064	101	48	2	4,000	36,000	11,314	2,303	269	66,435	432	120	52	62	1,043	2	1	...	...	3	
16	2	2	...	36	...	...	...	...	...	...	...	...	...	...	...	...	...	...	...	
5	5	...	...	16	119	57	6	1	234	...	...	...	...	...	...	...	...	...	...	
...	...	...	...	...	77	16	4	...	194	...	...	...	...	...	...	...	...	...	...	
...	...	...	...	...	14	5	1	...	15	...	...	...	...	...	...	...	...	...	...	
21	7	2	...	52	...	...	...	...	...	...	...	...	...	...	...	...	...	...	...	
...	...	...	...	...	210	78	11	1	443	...	...	...	...	...	...	...	...	...	...	
2,085	108	60	2	4,062	36,210	11,392	2,314	270	66,878	432	120	52	62	1,043	2	1	...	...	3	
151	...	...	...	252	...	...	...	...	...	...	...	...	...	...	...	...	...	...	...	
3	...	...	...	3	378	43	3	...	776	3	...	...	...	36	...	...	...	...	...	
6	...	...	...	19	198	1	4	...	313	...	...	...	...	...	...	...	...	...	...	
4	...	...	...	21	89	9	2	...	221	...	...	...	...	...	...	...	...	...	...	
12	...	...	...	25	94	36	4	...	342	...	...	...	...	...	...	...	...	...	...	
1,132	21	1	...	2,165	245	36	4	...	483	...	...	...	...	...	...	...	...	...	...	
7	...	1	...	26	7,870	141	25	...	10,121	15	...	2	...	22	2	1	...	...	3	
...	...	...	...	...	381	77	22	...	871	...	...	...	...	...	...	...	...	...	...	
13	...	2	...	13	3	199	26	2	550	...	...	...	...	...	...	...	...	...	...	
8	...	...	...	7	105	62	7	...	219	10	...	...	...	10	...	...	...	...	...	
5	...	...	...	3	341	64	22	1	849	...	...	...	...	...	...	...	...	...	...	
...	...	...	...	...	332	39	3	...	1,022	...	...	...	...	...	...	...	...	...	...	
1,341	24	4	...	2,537	10,243	534	93	1	21,797	28	...	2	...	68	2	1	...	...	3	
6,245					114,350					1,595					6					



Table XV.

OCCUPATIONS.  
XII. Textile Fabrics  
and Dress.

286

## TABLE

## Occupations

CLASS D.—PREPARATION																					
Order XII.—																					
Sub-order 38.—Wool and Fur— <i>continued</i> .																					
NUMBER.	DISTRICT, STATE OR CITY.	* 251. PERSONS OCCUPIED WITH BLANKETS, WOOLLEN CLOTH AND YARN, FUR, FEATHERS AND NATURAL WOOL.					252. WOOL CARDERS.					* 254. DEALERS IN WOOLLEN GOODS, FUR AND FEATHERS.					Total Sub-order 38.				
		Actual workers.				Dependents.	Actual workers.				Dependents.	Actual workers.				Dependents.	Actual workers.				Dependents.
		Total.		Partially Agriculturist.			Total.		Partially Agriculturist.			Total.		Partially Agriculturist.			Total.		Partially Agriculturist.		
		Males.	Females.	Males.	Females.		Males.	Females.	Males.	Females.		Males.	Females.	Males.	Females.		Males.	Females.	Males.	Females.	
		1413	1414	1415	1416	1417	1418	1419	1420	1421	1422	1423	1424	1425	1426	1427	1428	1429	1430	1431	1432
1	GANJAM					3						2		1		5	2		1		8
2	AGENCY, GANJAM																				
3	VIZAGAPATAM															1	1				3
4	AGENCY, VIZAGAPATAM																				
5	GODAVARI	284	327	51	6	385	27	2	18	16	8					21	411	336	70	5	939
6	AGENCY, GODAVARI																				
7	KISTNA	160	106	7	6	225	1					69		1		56	477	192	51	68	693
8	NELLORE	146	94	19	6	105		2				1	3	2		1	149	98	10	6	107
9	CUDAPAH	342	302	78	27	442		25				1	1	1			343	328	78	27	443
10	KURNOOL	78	24	8	1	125	75	34	2	2	25	133	129	19	8	156	327	187	31	11	328
11	BELLARY	1,367	1,171	133	29	2,638	123	955	6	32	106	238	14	18	3	318	1,732	2,140	157	54	2,618
12	ANANTAPUR	2,363	2,214	143	57	3,027						137	22	20	5	157	2,500	2,236	163	62	3,194
13	MADRAS	6				28	4					6	21			56	48	1	2		115
14	CHINGLEPUT	2				4										5	3				9
15	NORTH ARCOT	74	7	16	3	144	10	17		2	4	55	5	17		105	157	56	37	5	262
16	SALEM	287	2,328	18	192	730						13	12		1	16	313	2,340	18	193	756
17	COIMBATORE	33	413		11	174						2				2	35	413		11	176
18	NILGIRI*	2				11						9				8	11				19
19	SOUTH ARCOT	13	941		44	195										3	13	941		44	210
20	TANJORE	5	1			13						2		1			7	1	1		14
21	TRICHINOPOLY	48	2,761	6	341	395											48	2,761	6	341	395
22	MADURA	52	891		62	197										7	52	892		62	204
23	TINNEVELLY	1				1						5				9	6				10
24	MALABAR											9				6	9				6
25	SOUTH CANARA											4					4				
Total, British Terry.		5,283	11,580	470	784	8,342	240	1,035	26	26	249	711	186	77	17	962	6,048	12,922	625	889	10,499
26	PUDUKKOTTAI	3											83		5	79	3	84		5	79
27	BANGANAPALLE																				
28	SANDUR	25	11	6	2	25											25	14	6	2	25
Total, Feudatories.		28	14	6	2	25							84		5	79	28	98	6	7	104
Grand Total		5,291	11,594	476	786	8,367	240	1,035	26	26	249	711	270	77	22	1,041	6,076	13,020	631	896	10,603
29	BELLARY CITY	10		1		19						6	119		5	182	132		6		223
30	CALICUT CITY																				
31	COIMBATORE CITY																				
32	CUDALORE CITY																				
33	KUNDAKONAM CITY		1			2												1			2
34	MADRAS CITY	6				28	4					6	21			56	48	1	2		115
35	MADURA CITY																				
36	NEGAPATAM CITY																				
37	SALEM CITY											1				6	11				16
38	TANJORE CITY																				
39	TRICHINOPOLY CITY	2	1	1		4											2	1	1		4
Total, Cities		18	2	2		53	4				12	141		5		224	193	3	9		360
Total Workers and Dependents in the Presidency.		25,152					1,524					2,022					30,299				

\* There are no entries under groups Nos. 250 and 253.

Table XV.

OCCUPATIONS.  
XII. Textile Fabrics  
and Dress.

287

XV.

—continued.

AND SUPPLY OF MATERIAL SUBSTANCES—cont.

Textile Fabrics and Dress—cont.

Sub-order 39.—Silk.																				
* 259. SILKWORM REARERS AND COCOON GATHERERS.					260. SILK CARDERS, SPINNERS AND WEAVERS; MAKERS OF SILK BRAID AND THREAD.					261. SELLERS OF RAW SILK, SILK CLOTH, BRAID AND THREAD.					262. SILK DYERS.					NUMBER.
Actual workers.				Dependents, Both sexes.	Actual workers.				Dependents, Both sexes.	Actual workers.				Dependents, Both sexes.	Actual workers.				Dependents, Both sexes.	
Total.		Partially Agricultur- ist.			Total.		Partially Agricultur- ist.			Total.		Partially Agricultur- ist.			Total.		Partially Agricultur- ist.			
Males.	Females.	Males.	Females.		Males.	Females.	Males.	Females.		Males.	Females.	Males.	Females.		Males.	Females.	Males.	Females.		
1433	1434	1435	1436	1437	1438	1439	1440	1441	1442	1443	1444	1445	1446	1447	1448	1449	1450	1451	1452	
...	...	...	...	1	160	30	...	...	320	126	...	10	...	412	...	...	...	...	...	1
...	...	...	...	...	24	19	...	...	43	43	31	5	...	117	...	...	...	...	...	2
...	...	...	...	...	1	5	...	...	1	2	...	...	...	15	...	...	...	...	...	3
...	...	...	...	...	40	2	...	...	65	38	...	...	...	6	4	1	...	...	4	4
...	...	...	...	...	...	...	...	...	...	...	...	...	...	...	...	...	...	...	...	5
...	...	...	...	...	118	13	...	...	236	7	...	...	...	15	...	...	...	...	...	6
...	...	...	...	...	4	...	1	...	9	...	...	...	...	16	...	...	...	...	...	7
...	...	...	...	...	127	122	10	...	291	43	9	1	...	74	...	1	...	...	...	8
...	...	...	...	...	57	...	...	...	431	20	...	...	...	15	...	...	...	...	...	9
...	...	...	...	...	948	3,259	26	4	1,562	76	6	2	...	218	9	1	1	...	16	10
...	...	...	...	...	32	45	1	1	44	32	7	3	...	42	...	...	...	...	...	11
...	...	...	...	...	207	60	...	...	400	75	13	...	...	256	...	...	...	...	...	12
...	...	...	...	...	683	1,318	1	...	1,010	82	2	5	...	263	...	8	...	...	113	13
...	...	...	...	...	860	724	1	1	1,806	82	25	8	...	190	...	...	...	...	2	14
...	...	...	...	...	858	1,285	31	4	2,258	243	63	15	...	618	1	...	...	...	6	15
13	3	5	...	30	196	161	5	...	451	84	53	5	...	226	1	...	1	...	...	16
16	13	...	...	35	...	...	...	...	1	...	...	...	...	...	...	...	...	...	...	17
...	...	...	...	...	2,054	1,562	162	34	2,710	42	2	2	...	19	...	...	...	...	...	18
...	...	...	...	...	6,668	6,867	47	7	8,981	573	15	24	2	1,300	107	...	1	...	133	19
...	...	...	...	...	964	652	23	2	1,843	20	1	1	...	65	...	...	...	...	...	20
...	...	...	...	...	133	78	2	...	340	29	2	3	1	35	...	...	...	...	...	21
...	...	...	...	...	12	...	...	...	15	12	...	...	...	8	5	...	...	...	...	22
...	...	...	...	...	73	...	...	...	144	34	58	1	...	69	...	...	...	...	...	23
...	...	...	...	...	...	2	...	...	7	44	4	1	...	84	...	...	...	...	...	24
...	...	...	...	...	...	...	...	...	...	...	...	...	...	...	...	...	...	...	...	25
30	16	6	...	66	14,219	16,204	310	53	23,877	1,707	291	86	3	4,063	127	11	3	...	274	26
...	...	...	...	...	285	297	2	...	239	15	1	...	...	17	...	...	...	...	...	27
...	...	...	...	...	1	2	...	...	2	...	...	...	...	...	...	...	...	...	...	28
...	...	...	...	...	286	299	2	...	241	15	1	...	...	17	...	...	...	...	...	...
30	16	6	...	66	14,505	16,503	312	53	24,118	1,722	292	86	3	4,080	127	11	3	...	274	...
...	...	...	...	...	92	52	2	...	101	9	...	...	...	42	...	...	...	...	...	29
...	...	...	...	...	29	9	...	...	68	20	...	...	...	96	...	...	...	...	...	30
...	...	...	...	...	3	...	...	...	...	4	...	...	...	3	...	...	...	...	...	31
...	...	...	...	...	1,975	2,137	3	1	2,580	124	11	12	1	443	64	...	1	...	97	32
...	...	...	...	...	207	60	...	...	400	75	13	...	...	256	...	...	...	...	...	33
...	...	...	...	...	92	61	2	...	243	22	...	3	...	25	...	...	...	...	...	34
...	...	...	...	...	3	...	...	...	11	2	...	...	...	11	...	...	...	...	...	35
...	...	...	...	...	500	709	9	...	1,749	3	3	...	...	162	...	...	...	...	6	36
...	...	...	...	...	717	686	5	...	934	13	...	1	...	39	2	...	...	...	9	37
...	...	...	...	...	766	519	2	...	1,530	20	...	1	...	55	...	...	...	...	...	38
...	...	...	...	...	4,381	4,326	23	1	7,625	292	27	17	1	1,132	66	...	1	...	112	39
112					55,126					6,094					412					

\* There are no entries under groups Nos. 255, 256, 257 and 258.



**Table XV.**  
**OCCUPATIONS.**  
**XII. Textile Fabrics**  
**and Dress.**

**TABLE**  
**Occupations**

CLASS D.—PREPARATION																
Order XII.—																
NUMBER.	DISTRICT, STATE OR CITY.	Sub-order 39.—Silk—concl'd.					263. COTTON GINNING, CLEANING AND PRESSING MILLS: OWNERS, MANAGERS AND SUPERIOR STAFF.					264. COTTON GINNING, CLEANING AND PRESSING MILLS: OPERATIVES AND OTHER SUBORDINATES.				
		Total Sub-order 39.					Actual workers.					Actual workers.				
		Actual workers.				Dependents.	Actual workers.				Dependents.	Actual workers.				Dependents.
		Total.		Partially Agri- culturist.	Total.		Partially Agricul- turst.	Total.		Partially Agriculturist.						
		Males.	Females.	Males.	Females.		Males.	Females.	Males.	Females.		Males.	Females.			
		1453	1454	1455	1456	1457	1458	1459	1460	1461	1462	1463	1464	1465	1466	1467
		1	GANJAM ...	286	30	10	..	733.	...	...	...	...	...	...	...	...
2	AGENCY, GANJAM ...	...	...	...	...	...	...	...	...	...	...	...	...	...	...	
3	VIZAGAPATAM ...	67	50	5	...	160	...	...	...	...	...	...	...	...	...	
4	AGENCY, VIZAGAPATAM.	3	5	...	...	16	...	...	...	...	...	...	...	...	...	
5	GODAVARI ...	82	3	...	...	75	...	...	...	...	...	...	...	...	...	
6	AGENCY, GODAVARI ...	...	...	...	...	...	...	...	...	...	...	...	...	...	...	
7	KISTNA ...	125	13	...	...	251	13	...	4	...	18	78	30	8	...	
8	NELLORE ...	4	...	1	...	25	...	...	...	...	...	...	...	...	...	
9	CUDDAPAH ...	170	132	11	...	365	1	...	...	...	2	8	...	...	10	
10	KURNOOL ...	77	...	...	...	446	...	...	...	...	...	3	...	...	9	
11	BELLARY ...	1,034	3,266	30	4	1,796	6	...	1	...	29	420	69	29	598	
12	ANANTAPUR ...	64	52	4	1	86	2	...	...	...	3	25	7	...	73	
13	MADRAS ...	282	73	...	...	656	5	...	...	...	9	1,187	50	4	1,492	
14	CHINGLEPUT ...	765	1,328	6	...	2,286	...	...	...	...	...	...	...	...	...	
15	NORTH ARCOT ...	942	749	9	1	1,998	...	...	...	...	...	1	2	...	2	
16	SALEM ...	1,115	1,351	51	4	2,912	...	...	...	...	...	...	...	...	...	
17	COIMBATORE ...	297	227	11	...	712	1	...	...	...	3	6	...	...	7	
18	NILGIRIS ...	...	...	...	...	1	...	...	...	...	...	...	...	...	...	
19	SOUTH ARCOT ...	2,096	1,564	164	34	2,729	...	...	...	...	...	...	...	...	2	
20	TANJORE ...	7,348	6,882	72	9	10,414	...	...	...	...	...	...	...	...	...	
21	TRICHINOPOLY ...	984	653	24	2	1,908	...	...	...	...	...	1	...	...	2	
22	MADURA ...	162	80	5	1	384	2	...	...	...	2	...	...	...	...	
23	TINNEVELLY ...	29	...	...	...	23	2	...	...	...	9	200	19	7	290	
24	MALABAR ...	107	58	1	...	213	...	...	...	...	...	...	...	...	...	
25	SOUTH CANARA ...	44	6	1	...	91	...	...	...	...	5	...	...	...	...	
Total, British Terry.		16,083	16,522	405	56	28,280	32	...	5	...	80	1,929	177	48	2	2,651
26	PUDUKKOTTAI ...	300	298	2	...	256	...	...	...	...	...	...	...	...	...	...
27	BANGANAPALLE ...	...	...	...	...	...	...	...	...	...	...	...	...	...	...	...
28	SANDUR ...	1	2	...	...	2	...	...	...	...	...	...	...	...	...	...
Total, Fendatories.		301	300	2	..	258	...	...	...	...	...	...	...	...	...	...
Grand Total		16,384	16,822	407	56	28,538	32	...	5	...	80	1,929	177	48	2	2,651
29	BELLARY CITY ...	101	52	2	...	143	1	...	...	...	4	285	...	2	...	408
30	CALICUT CITY ...	...	...	...	...	...	...	...	...	...	...	...	...	...	...	...
31	COIMBATORE CITY ...	49	9	...	...	164	...	...	...	...	...	...	...	...	...	...
32	CUDDALORE CITY ...	4	3	...	...	3	...	...	...	...	...	...	...	...	...	...
33	KUMBAKONAM CITY ...	2,163	2,148	16	2	3,129	...	...	...	...	...	...	...	...	...	...
34	MADRAS CITY ...	282	73	...	...	656	5	...	...	...	9	1,187	50	4	...	1,492
35	MADURA CITY ...	114	61	5	...	268	...	...	...	...	...	...	...	...	...	...
36	NEGAPATAM CITY ...	5	...	...	...	22	...	...	...	...	...	...	...	...	...	...
37	SALEM CITY ...	503	802	9	...	1,917	...	...	...	...	...	...	...	...	...	...
38	TANJORE CITY ...	732	686	6	...	982	...	...	...	...	...	...	...	...	...	...
39	TRICHINOPOLY CITY ...	786	519	3	...	1,585	...	...	...	...	...	...	...	...	...	2
Total, Cities		4,739	4,353	41	2	8,869	6	...	...	...	18	1,472	50	6	...	1,902
Total Workers and Dependents in the Presidency.		61,744					112					4,757				

Table XV.

OCCUPATIONS.  
XII. Textile Fabrics  
and Dress.

XV.

—continued.

AND SUPPLY OF MATERIAL SUBSTANCES—cont.

Textile Fabrics and Dress—cont.

Sub-order 40.—Cotton.

* 267. COTTON SPINNING, WEAVING AND OTHER MILLS: OWNERS, MANAGERS AND SUPERIOR STAFF.					268. COTTON SPINNING, WEAVING AND OTHER MILLS: OPERATIVES AND OTHER SUBORDINATES.					* 271. COTTON CLEANERS, PRESSERS AND GINNERS.					272. COTTON WEAVERS: HAND INDUSTRY.					NUMBER.
Actual workers.				Dependents.	Actual workers.				Dependents.	Actual workers.				Dependents.	Actual workers.				Dependents.	
Total.		Partially Agricul- turist.			Total.		Partially Agricul- turist.			Total.		Partially Agricul- turist.			Total.		Partially Agricul- turist.			
Males.	Females.	Males.	Females.	Both sexes.	Males.	Females.	Males.	Females.	Both sexes.	Males.	Females.	Males.	Females.	Both sexes.	Males.	Females.	Males.	Females.	Both sexes.	
1468	1469	1470	1471	1472	1473	1474	1475	1476	1477	1478	1479	1480	1481	1482	1483	1484	1485	1486	1487	
...	...	...	...	...	1	...	...	...	...	43	542	1	10	88	15,450	5,737	564	67	17,812	1
...	...	...	...	...	...	...	...	...	...	50	16	...	...	229	4,754	2,105	345	202	8,879	2
...	...	...	...	...	...	...	...	...	...	2,083	2,053	250	183	2,423	26,865	16,900	997	538	27,547	3
...	...	...	...	...	...	...	...	...	...	19	22	2	...	17	5,570	727	143	8	12,253	4
...	...	...	...	...	...	...	...	...	...	572	519	219	35	638	22,015	4,256	989	58	34,631	5
...	...	...	...	...	...	...	...	...	...	9	1	4	1	20	268	42	59	9	415	6
3	...	1	...	1	82	...	...	...	1	1,503	933	469	292	2,679	27,505	9,654	4,600	790	38,989	7
...	...	...	...	...	...	...	...	...	4	1,465	1,317	346	151	1,828	23,230	6,658	3,907	636	27,371	8
...	...	...	...	...	...	...	...	...	...	694	363	149	41	1,090	21,582	10,732	1,909	568	26,270	9
...	...	...	...	3	...	...	...	...	1	1,037	591	312	100	1,526	12,366	4,315	2,036	402	15,111	10
2	...	...	...	44	111	61	1	...	120	355	444	69	24	660	12,934	3,171	772	40	15,920	11
...	...	...	...	...	...	...	...	...	1	764	270	90	17	852	12,086	4,842	507	188	16,324	12
7	...	1	...	15	2,866	77	2	1	3,560	60	...	1	...	84	3,224	775	8	6	6,020	13
...	...	...	...	1	646	28	5	...	605	141	4	1	...	119	13,664	6,560	659	41	22,650	14
1	...	...	...	8	4	4	...	...	15	19	...	...	...	40	25,608	13,768	1,842	229	35,151	15
1	...	...	...	3	2	...	...	...	...	158	1,127	14	2	327	33,233	19,876	1,020	266	37,865	16
4	...	...	...	21	610	302	3	...	536	697	1,021	41	17	1,532	22,781	11,154	535	204	32,345	17
...	...	...	...	...	...	...	...	...	...	3	...	...	...	...	26	8	...	...	4	18
...	...	...	...	...	1	2	...	...	1	56	28	16	...	90	15,615	7,713	1,594	260	19,177	19
...	...	...	...	...	1	...	...	...	2	19	13	1	1	54	12,425	2,184	410	60	21,034	20
...	...	...	...	...	...	...	...	...	1	246	107	77	5	352	10,754	5,736	1,758	209	13,956	21
32	...	...	...	58	653	307	14	1	784	273	218	15	...	666	23,819	11,291	568	234	35,410	22
6	...	...	...	22	1,189	1,197	8	3	1,759	378	1,625	54	17	1,176	23,194	10,301	1,351	245	31,967	23
4	...	...	...	5	585	207	21	...	858	3	34	...	...	6	12,269	3,299	187	9	18,298	24
...	...	...	...	...	40	1	1	...	29	5	21	...	...	6	1,826	1,142	120	51	2,312	25
60	...	2	...	181	6,791	2,186	55	5	8,268	10,682	11,269	2,137	896	16,502	383,132	163,036	26,950	5,389	517,711	
...	...	...	...	...	...	...	...	...	...	3	...	1	...	2	670	598	142	84	751	26
...	...	...	...	...	...	...	...	...	...	69	3	8	...	79	740	103	84	1	840	27
...	...	...	...	...	...	...	...	...	...	...	...	...	...	...	4	2	...	...	2	28
...	...	...	...	...	...	...	...	...	...	72	3	9	...	81	1,414	703	226	85	1,593	
60	...	2	...	181	6,791	2,186	55	5	8,268	10,754	11,272	2,146	896	16,583	384,546	163,739	27,176	5,474	519,304	
...	...	...	...	29	1	...	...	...	1	...	...	...	...	...	419	129	5	...	688	29
2	...	...	...	3	196	41	7	...	299	1	...	...	...	...	436	195	9	...	610	30
4	...	...	...	21	227	79	2	...	305	21	...	3	...	69	744	288	5	...	1,485	31
...	...	...	...	...	...	...	...	...	...	...	...	...	...	1	1,757	771	46	4	2,161	32
...	...	...	...	...	...	...	...	...	...	...	...	...	...	...	409	18	1	...	857	33
7	...	1	...	15	2,866	77	2	1	3,560	60	...	1	...	84	3,224	775	8	6	6,020	34
22	...	...	...	49	651	307	14	1	783	12	3	...	...	37	7,402	553	57	...	15,428	35
...	...	...	...	...	...	...	...	...	...	...	...	...	...	...	32	...	...	...	25	36
...	...	...	...	...	...	...	...	...	...	25	1,101	1	...	165	8,322	3,447	59	2	10,591	37
...	...	...	...	...	...	...	...	...	...	...	...	...	...	...	212	32	5	...	332	38
...	...	...	...	...	...	...	...	...	...	...	...	...	...	1	677	28	1	...	1,977	39
35	...	1	...	117	3,941	504	25	2	4,948	119	1,104	5	...	357	23,634	6,236	196	12	39,274	
241					17,245					38,609					1,067,589					

\* There are no entries under groups Nos. 265, 266, 269 and 270.



**Table XV.**  
**OCCUPATIONS.**  
**XII. Textile Fabrics**  
**and Dress.**

290

**TABLE**  
**Occupations**

NUMBER.		DISTRICT, STATE OR CITY.		CLASS D.—PREPARATION																			
				Order XII.—																			
				Sub-order 40.—																			
				273. COTTON CARPET AND RUG MAKERS.					274. COTTON CARPET AND RUG SELLERS.					275. COTTON SPINNERS, SIZERS AND YARN BEATERS.					276. COTTON YARN AND THREAD SELLERS.				
				Actual workers.				Dependents.	Actual workers.				Dependents.	Actual workers.				Dependents.	Actual workers.				Dependents.
				Total.		Partially Agricul- turist.			Total.		Partially Agricul- turist.			Total.		Partially Agricul- turist.			Total.		Partially Agricul- turist.		
				Males.	Females.	Males.	Females.		Males.	Females.	Males.	Females.		Males.	Females.	Males.	Females.		Males.	Females.			
				1488	1489	1490	1491	1492	1493	1494	1495	1496	1497	1498	1499	1500	1501	1502	1503	1504	1505	1506	1507
1	GANJAM	66	60	4	...	83	...	...	...	...	125	5,743	16	161	540	107	91	8	3	201			
2	AGENCY, GANJAM	...	...	...	...	...	...	...	...	...	23	55	...	...	62	11	...	1	...	6			
3	VIZAGAPATAM	3	...	...	...	3	...	...	...	...	152	5,839	12	173	615	161	240	2	7	433			
4	AGENCY, VIZAGAPATAM	...	...	...	...	...	...	...	...	...	68	378	...	...	92	116	14	1	2	357			
5	GODAVARI	1	...	...	...	...	8	...	...	...	573	5,954	57	215	1,389	93	15	8	...	268			
6	AGENCY, GODAVARI	...	...	...	...	...	...	...	...	...	3	2	1	...	1	2	...	...	...	2			
7	KISTNA	...	...	...	...	...	4	3	...	17	500	796	179	110	598	25	5	1	...	82			
8	NELLORE	1	...	...	...	...	...	...	...	1	363	2,560	43	180	952	214	20	17	1	443			
9	CHIDAPAH	1	...	...	...	1	...	...	...	...	77	921	16	43	372	168	39	36	6	223			
10	KURNOOL	178	126	...	...	404	1	...	...	...	445	2,057	23	176	575	4	7	...	4	3			
11	BELLARY	175	80	4	...	414	15	2	1	...	17	158	5,008	10	14	974	74	5	2	...	136		
12	ANANTAPUR	...	...	...	...	...	...	...	...	...	162	2,249	2	32	439	44	22	1	...	34			
13	MADRAS	...	...	...	...	...	2	...	...	...	242	209	2	...	205	87	8	...	...	248			
14	CHINGLEPUT	...	...	...	...	...	...	...	...	...	220	1,874	7	5	515	49	15	4	...	136			
15	NORTH ARCOT	...	...	...	...	...	1	...	...	...	55	1,828	1	25	145	121	66	25	1	253			
16	SALEM	6	53	1	...	35	12	...	...	15	88	2,227	1	14	233	126	437	2	27	264			
17	COIMBATORE	2	...	...	...	2	4	...	...	1	1,424	5,857	10	30	2,758	81	160	10	6	243			
18	NILGIRIS	...	...	...	...	...	...	...	...	...	...	...	...	...	...	...	...	...	...	...			
19	SOUTH ARCOT	25	10	...	...	1	...	...	...	...	39	671	4	13	196	22	16	4	...	55			
20	TANJORE	17	...	3	...	7	2	...	...	...	296	1,915	2	3	822	43	71	5	...	196			
21	TRICHINOPOLY	4	...	1	...	2	...	...	...	...	62	924	3	3	92	35	20	3	...	44			
22	MADRAS	...	...	...	...	...	3	...	...	14	346	2,355	1	177	778	287	116	17	40	476			
23	TINNEVELLY	76	19	11	...	77	...	...	...	18	901	4,861	58	19	1,246	641	77	60	...	550			
24	MALABAR	...	...	...	...	...	...	...	...	...	62	3,673	1	34	507	63	25	2	...	168			
25	SOUTH CANARA	...	...	...	...	...	...	...	...	...	30	860	...	19	320	15	2	7	...	38			
Total, British Terry.		555	338	34	...	1,099	52	5	1	...	83	6,414	59,456	449	1,426	15,216	2,585	1,473	225	97	4,847		
26	PUDUKKOTTAI	20	437	...	60	42	22	...	8	...	23	...	11	...	3	6	13	1	...	...	35		
27	BANGALAPALLE	...	...	...	...	...	...	...	...	...	15	796	3	42	111	2	...	...	...	...	8		
28	SANDUR	...	...	...	...	...	...	...	...	...	...	...	...	...	...	...	...	...	...	...	...		
Total, Feudatories.		20	437	...	60	42	22	...	8	...	23	15	807	3	45	117	15	1	...	...	43		
Grand Total		575	775	34	60	1,141	74	5	9	...	106	6,429	60,263	452	1,471	15,333	2,600	1,474	225	97	4,890		
29	BELLARY CITY	...	...	...	...	2	...	...	...	...	22	52	1	...	64	40	...	1	...	...	98		
30	CHIDAMPAL CITY	...	...	...	...	...	...	...	...	...	6	102	...	...	43	3	1	...	...	...	26		
31	COIMBATORE CITY	...	...	...	...	...	...	...	...	...	1,112	813	5	...	2,100	16	...	1	...	...	48		
32	CHIDAMPAL CITY	...	...	...	...	...	...	...	...	...	11	87	...	...	23	2	...	...	...	...	5		
33	KURNAKONAM CITY	...	...	...	...	...	1	...	...	...	9	...	...	...	54	1	...	...	...	...	15		
34	MADRAS CITY	...	...	...	...	...	2	...	...	...	242	209	2	...	205	87	8	...	...	...	248		
35	MADRAS CITY	...	...	...	...	...	3	...	...	14	218	173	...	...	437	97	4	5	...	...	277		
36	NEGAIPATAM CITY	...	...	...	...	...	...	...	...	...	1	16	...	...	16	3	...	...	...	...	7		
37	SALEM CITY	...	2	...	...	...	...	...	...	...	5	39	...	...	11	68	...	...	...	...	80		
38	TANJORE CITY	...	...	...	...	2	...	...	...	...	5	29	...	...	9	6	...	...	...	...	19		
39	TRICHINOPOLY CITY	...	...	...	...	...	...	...	...	...	4	145	...	...	16	17	1	...	...	...	21		
Total, Cities		...	2	...	...	4	6	...	...	14	1,635	1,063	8	...	2,978	349	14	7	...	...	844		
Total Workers and Dependents in the Presidency.		2,491					185					82,025					8,964						



**Table XV.**  
**OCCUPATIONS.**  
**XII. Textile Fabrics**  
**and Dress.**

XV.

—continued.

AND SUPPLY OF MATERIAL SUBSTANCES—cont.

Textile Fabrics and Dress—cont.

Cotton—cont.

277. CALENDERERS, FULLERS AND PRINTERS.					278. COTTON DYERS.					279. TAPE MAKERS.					280. TAPE SELLERS.					281. TENT MAKERS.					NUMBER.
Actual workers.					Actual workers.					Actual workers.					Actual workers.					Actual workers.					
Total.		Partially Agri- culturist.		Dependents.	Total.		Partially Agri- culturist.		Dependents.	Total.		Partially Agri- culturist.		Dependents.	Total.		Partially Agri- culturist.		Dependents.	Total.		Partially Agri- culturist.		Dependents.	
Males.	Females.	Males.	Females.		Males.	Females.	Males.	Females.		Males.	Females.	Males.	Females.		Males.	Females.	Males.	Females.		Males.	Females.	Males.	Females.		
1508	1509	1510	1511	1512	1513	1514	1515	1516	1517	1518	1519	1520	1521	1522	1523	1524	1525	1526	1527	1528	1529	1530	1531	1532	
...	...	...	...	...	13	8	...	...	21	2	...	...	...	9	...	...	...	...	...	...	...	...	...	...	
2	1	...	...	3	277	187	14	7	514	42	39	...	...	20	2	...	...	...	2	...	...	...	...	...	
...	...	...	...	...	1	...	...	...	...	...	...	...	...	...	...	...	...	...	...	...	...	...	...	...	
...	...	...	...	...	456	138	11	4	789	7	6	...	...	5	3	13	...	...	10	...	...	...	...	...	
3	...	...	...	...	2	1	...	...	...	...	...	...	...	...	...	...	...	...	...	...	...	...	...	...	
3	...	...	...	1	421	210	29	1	1,535	4	...	...	...	6	...	...	...	...	...	...	...	...	...	...	
...	...	...	...	2	303	61	21	6	542	3	3	...	...	10	2	...	...	...	5	...	...	...	...	...	
...	...	...	...	...	169	48	13	3	453	...	...	...	...	1	...	...	...	...	...	...	...	...	...	...	
...	2	...	...	...	179	64	20	...	261	1	2	...	...	4	...	...	...	...	...	...	...	...	...	...	
...	...	...	...	...	790	204	12	1	695	12	...	...	...	5	...	...	...	...	...	2	...	...	...	...	
1	...	...	...	...	553	165	21	2	885	...	1	...	...	1	...	1	...	...	...	4	...	...	...	...	
23	...	...	...	21	118	27	1	...	465	18	4	...	...	29	7	...	...	...	17	11	...	1	...	...	
...	...	...	...	...	420	15	30	...	613	...	...	...	...	10	1	...	...	...	4	...	...	...	...	...	
...	...	...	...	9	248	28	11	...	531	...	...	...	...	...	...	...	...	...	...	...	...	...	...	...	
...	...	...	...	1	274	228	27	25	470	...	...	...	...	...	...	...	...	...	...	...	...	...	...	...	
...	...	...	...	...	136	43	18	...	285	...	...	...	...	...	...	...	...	...	...	...	...	...	...	...	
...	...	...	...	...	2	...	...	...	5	...	...	...	...	...	...	...	...	...	...	...	...	...	...	...	
...	...	...	...	1	101	8	2	...	173	...	...	...	...	...	...	...	...	...	...	...	...	...	...	...	
610	73	2	...	1,349	166	10	1	...	398	...	7	...	...	7	1	...	...	...	...	...	...	...	...	...	
48	1,025	...	1	225	595	371	43	3	1,334	10	...	...	...	17	2	...	...	...	3	1	...	...	...	...	
21	21	...	...	28	404	492	38	10	740	...	...	...	...	...	1	...	...	...	5	...	...	...	...	...	
...	...	...	...	...	7	...	...	...	17	...	...	...	...	...	...	...	...	...	...	...	...	...	...	...	
...	...	...	...	...	4	...	...	...	10	...	...	...	...	...	...	...	...	...	...	...	...	...	...	...	
711	1,122	2	1	1,640	5,726	2,364	315	63	10,931	99	62	...	...	124	20	15	...	...	46	18	...	1	...	27	
3	...	...	...	3	52	2	1	...	92	...	...	...	...	...	...	...	...	...	...	...	...	...	...	...	
...	...	...	...	...	2	...	2	...	...	...	...	...	...	...	...	...	...	...	...	...	...	...	...	...	
...	...	...	...	...	1	...	...	...	...	...	...	...	...	...	...	...	...	...	...	...	...	...	...	...	
3	...	...	...	3	55	2	3	...	92	...	...	...	...	...	...	...	...	...	...	...	...	...	...	...	
714	1,122	2	1	1,643	5,781	2,366	318	63	11,023	99	62	...	...	124	20	15	...	...	46	18	...	1	...	27	
...	...	...	...	...	11	...	...	...	22	1	...	...	...	...	...	...	...	...	...	...	...	...	...	...	
...	...	...	...	...	1	...	...	...	...	...	...	...	...	...	...	...	...	...	...	...	...	...	...	...	
...	...	...	...	...	16	...	...	...	57	...	...	...	...	...	...	...	...	...	...	...	...	...	...	...	
...	...	...	...	...	46	...	2	...	50	...	...	...	...	...	...	...	...	...	...	...	...	...	...	...	
268	...	...	...	669	26	...	...	...	78	...	...	...	...	3	...	...	...	...	...	...	...	...	...	...	
1	...	...	...	...	118	27	1	...	465	18	4	...	...	29	7	...	...	...	17	11	...	1	...	...	
48	1,025	...	1	225	285	150	21	1	842	...	...	...	...	4	...	...	...	...	3	...	...	...	...	...	
277	65	1	...	561	15	...	...	...	39	...	...	...	...	...	...	...	...	...	...	...	...	...	...	...	
...	...	...	...	...	75	40	3	...	168	...	...	...	...	...	...	...	...	...	...	...	...	...	...	...	
...	...	...	...	...	2	...	...	...	6	...	7	...	...	...	...	...	...	...	...	...	...	...	...	...	
...	...	...	...	...	50	...	...	...	56	...	...	...	...	...	...	...	...	...	...	...	...	...	...	...	
594	1,090	1	1	1,455	646	217	27	1	1,783	19	11	...	...	40	8	...	...	...	20	11	...	1	...	26	
3,479					19,170					285					81					45					



**Table XV.**  
**OCCUPATIONS.**  
**XII. Textile Fabrics**  
**and Dress.**

292

**TABLE**  
**Occupations**

NUMBER.		DISTRICT, STATE OR CITY.	CLASS D.—PREPARATION																		Order XII.—				
			Sub-order 40.—Cotton— <i>conold.</i>													* 285. JUTE MILLS: OWNERS, MANAGERS AND SUPERIOR STAFF.					286. JUTE MILLS: OPERATIVES AND OTHER SUBORDINATES.				
			282. TENT SELLERS.					Total Sub-order 40.								Actual workers.					Actual workers.				
			Actual workers.			Dependents.		Actual workers.			Dependents.		Actual workers.			Dependents.		Actual workers.			Dependents.				
			Total.	Partially Agri- culturist.				Total.	Partially Agriculturist.				Total.	Partially Agriculturist.				Total.	Partially Agriculturist.						
			Males.	Females.	Both sexes.			Males.	Females.	Both sexes.			Males.	Females.	Both sexes.			Males.	Females.	Both sexes.			Males.	Females.	Both sexes.
			1533	1534	1535	1536	1537	1538	1539	1540	1541	1542	1543	1544	1545	1546	1547	1548	1549	1550	1551	1552			
1	GANJAM					15,816	12,181	593	241	18,734															
2	AGENCY, GANJAM					4,838	2,176	346	262	9,176															
3	VIZAGAPATAM					29,587	25,349	1,275	908	31,560	4				5	451	78	10	1	317					
4	AGENCY, VIZAGAPATAM.					5,774	1,141	146	10	12,719															
5	GODAVARI					23,728	10,901	1,284	312	37,728															
6	AGENCY, GODAVARI					282	48	64	10	438															
7	KISTNA					30,141	11,631	5,291	1,202	44,094															
8	NELLORE					25,614	10,619	4,394	954	31,157															
9	CUDDAPAH					22,699	12,103	2,123	661	28,423															
10	KURNOOL					14,216	7,162	2,391	682	17,987															
11	BELLARY					15,056	9,946	901	79	19,813															
12	ANANTAPUR					13,636	7,557	627	239	18,612															
13	MADRAS					7,835	1,150	20	7	12,170															
14	CHINGLEPUT				3	15,164	8,496	706	46	24,657															
15	NORTH ARCOT					26,118	15,696	1,879	257	36,153															
16	SALEM					33,900	23,948	1,065	334	39,221															
17	COIMBATORE					25,746	18,337	617	257	37,734															
18	NILGIRIS					31	8			9															
19	SOUTH ARCOT					15,859	8,438	1,640	273	19,696															
20	TANJORE					13,580	4,273	424	64	23,869															
21	TRICHINOPOLY					11,190	6,843	1,847	218	14,644															
22	MADURA					26,071	15,683	658	455	39,767															
23	TINNEVELLY					27,012	18,553	1,594	294	38,578															
24	MALABAR					12,993	7,238	211	43	19,950															
25	SOUTH CANARA					1,920	2,026	128	70	2,720															
		Total, British Terry.				3	418,806	241,503	30,224	7,879	579,409	4				5	451	78	10	1	317				
26	PUDUKKOTTAI					783	1,049	152	147	954															
27	BANGANAPALLE					828	902	97	43	1,036															
28	SANDUR					5	2			2															
		Total, Feudatories.					1,616	1,953	249	190	1,994														
		Grand Total				3	420,422	243,456	30,473	8,069	581,403	4				5	451	78	10	1	317				
29	BELLARY CITY					789	181	9		1,316															
30	CALICUT CITY					645	339	16		981															
31	COIMBATORE CITY					2,140	1,180	16		4,085															
32	CUDDALORE CITY					1,816	858	48	4	2,240															
33	KUMBakonam CITY					714	18	1		1,676															
34	MADRAS CITY					7,835	1,150	20	7	12,170															
35	MADURA CITY					8,738	2,215	97	3	18,099															
36	NEGAPATAM CITY					328	81	1		648															
37	SALEM CITY					8,495	4,629	63	2	11,015															
38	TANJORE CITY					225	68	5		372															
39	TRICHINOPOLY CITY					749	174	1		1,173															
		Total, Cities					32,474	10,893	277	16	53,775														
		Total Workers and Dependents in the Presidency.				3					1,245,281				9					846					

\* There are no entries under groups Nos. 283 and 284.



Table XV.

OCCUPATIONS.  
XII. Textile Fabrics  
and Dress.

293

XV.

—continued.

AND SUPPLY OF MATERIAL SUBSTANCES—cont.

Textile Fabrics and Dress—cont.

Suborder 41.—Jute, Hemp, Flax, Coir, Etc.

287. ROPE WORKS: OWNERS, MANAGERS AND SUPERIOR STAFF.					288. ROPE WORKS: OPERATIVES AND OTHER SUBORDINATES.					289. DEALERS IN RAW FIBRES.					290. ROPE, SACKING AND NET MAKERS.					291. ROPE, SACKING AND NET SELLERS.					NUMBER.	
Actual workers.					Actual workers.					Actual workers.					Actual workers.					Actual workers.						
Total.		Partially Agri- culturist.		Dependents.	Total.		Partially Agri- culturist.		Dependents.	Total.		Partially Agri- culturist.		Dependents.	Total.		Partially Agri- culturist.		Dependents.	Total.		Partially Agri- culturist.		Dependents.		
Males.	Females.	Males.	Females.		Males.	Females.	Males.	Females.		Males.	Females.	Males.	Females.		Males.	Females.	Males.	Females.		Males.	Females.	Males.	Females.			Males.
1553	1554	1555	1556	1557	1558	1559	1560	1561	1562	1563	1564	1565	1566	1567	1568	1569	1570	1571	1572	1573	1574	1575	1576	1577		
										43	126	1	4	114	23	209		52	67	23	31	7	1	51	1	
															24				103					3	2	
				1						29	7	1		57	202	278	13	27	282	93	155	8	6	82	3	
										1				14	7	3			18	22	3			39	4	
										62	106	2	1	86	190	1,304	41	23	506	85	233	2	1	206	5	
										7	2			11	1				1						6	
										10				10	70	36	3		129	42	32	11	10	58	7	
										51	39	5		81	122	191	24	4	154	34	24	1	1	37	8	
										33	30	1	1	48	153	139	13	13	157	124	68	20	7	127	9	
										2					41	109	1		90	191	127	23		231	10	
														1	164	148	2	2	201	87	133			144	11	
										6				3	23	25			15	37	74	1	4	71	12	
										6				20	56	34			95	31	3			116	13	
										31	14			49	38	36	1		74	9	2	1		7	14	
										47	24			45	69	168	7	2	168	77	73	2	4	99	15	
										48	97	3		80	275	635	19	13	369	101	111	1	3	103	16	
										11	25	2		44	291	310	6		247	86	104	5		155	17	
										1				3					2						18	
										60	547	3		203	90	182	2	12	181	6	38	1	3	28	19	
										50	25	1	1	84	130	533	3	4	225	156	193			257	20	
											14			13	73	67		1	128	55	54			65	21	
										11	5			4	182	712	1	1	371	143	149		1	100	22	
				1	17	81	1		39	55	89	4		108	270	592	4		565	73	69	14	3	94	23	
										419	145	34		1,202	2,335	27,564	89	996	7,681	561	1,176	31	175	1,328	24	
										59	16	1		24	512	3,653	5	77	1,289	33	207	1	3	184	25	
				2	17	81	1		39	1,042	1,311	58	7	2,304	5,350	36,928	234	1,227	13,116	2,071	3,059	129	222	3,645		
										1	1			1	10				13	3	40			14	26	
															55	1	13		35		17			28	27	
																									28	
										1	1			1	65	1	13		48	3	57			42		
				2	17	81	1		39	1,043	1,312	58	7	2,305	5,415	36,929	247	1,227	13,164	2,074	3,116	129	222	3,687		
															2				9						29	
										14				39	272	2,072	1	7	1,085	99	4	4		249	30	
															8	3			9						31	
										34	544	1		172	13	18			30						32	
															3	15			3	4				17	33	
										6				20	56	34			95	31	3			116	34	
															5	122		1	61	10	8			20	35	
										4				20	8				11						36	
															26	84			60		7			3	37	
															8	14			11	5	16			10	38	
															15				64					3	39	
										58	544	1		251	419	2,962	1	8	1,438	150	38	4			418	
2					137					4,630					55,508					8,877						



**Table XV.**  
OCCUPATIONS.  
XII. Textile Fabrics  
and Dress.

294

**TABLE**  
Occupations

NUMBER.		DISTRICT, STATE OR CITY.		CLASS D.—PREPARATION																	
				Order XII.—																	
				Sub-order 41.—Jute, Hemp, Flax, Coir, Etc.— <i>cancelled.</i>																	
				292. FIBRE MATTING AND BAG MAKERS.					293. FIBRE MATTING AND BAG SELLERS.					Total Sub-order 41.					* 300. UMBRELLA SELLERS.		
				Actual workers.			Dependents.	Actual workers.			Dependents.	Actual workers.			Dependents.	Actual workers.			Dependents.		
				Total.	Partially Agri- culturist.	Males.		Females.	Total.	Partially Agri- culturist.		Males.	Females.	Total.		Partially Agri- culturist.	Males.	Females.		Total.	Partially Agri- culturist.
				1578	1579	1580	1581	1582	1583	1584	1585	1586	1587	1588	1589	1590	1591	1592	1593	1594	1595
1	GANJAM ...	183	1	35	1	141	12	...	2	...	284	367	45	58	378	...	...	...	...		
2	AGENCY, GANJAM ...	...	...	...	...	...	...	...	...	...	24	...	...	...	108	...	...	...	...		
3	VIZAGAPATAM ...	191	139	27	...	202	15	9	...	...	985	666	59	34	1,014	14	15	...	10		
4	AGENCY, VIZAGAPATAM.	9	4	...	...	10	18	...	...	...	57	10	...	...	102	...	...	...	...		
5	GODAVARI ...	178	19	1	...	329	20	50	...	...	544	1,712	46	25	1,187	3	...	1	...		
6	AGENCY, GODAVARI ...	...	...	...	...	...	...	...	...	...	8	2	...	...	12	...	...	...	...		
7	KISTNA ...	255	179	13	5	367	31	5	3	1	408	252	30	16	697	1	...	...	...		
8	NELLORE ...	98	89	10	2	153	72	...	7	...	377	343	47	7	505	1	...	...	...		
9	CUDDAPAH ...	294	104	21	1	272	1	2	...	...	605	343	55	22	613	...	...	...	...		
10	KURNOOL ...	12	...	...	...	4	11	...	...	...	257	236	24	...	329	...	...	...	...		
11	BELLARY ...	52	...	...	...	145	3	...	...	...	306	281	2	2	505	...	...	...	...		
12	ANANTAPUR ...	67	8	1	...	78	...	...	...	...	133	107	2	4	168	...	...	...	...		
13	MADRAS ...	84	2	...	...	177	109	3	1	...	286	42	1	...	740	39	...	...	70		
14	CHINGLEPUT ...	10	31	3	4	31	1	...	...	...	89	83	4	4	164	1	...	...	3		
15	NORTH ARCOT ...	177	241	2	...	483	6	5	...	...	376	511	11	6	825	6	2	...	12		
16	SALEM ...	245	169	7	...	261	5	15	...	2	674	1,027	30	18	842	...	...	...	...		
17	COIMBATORE ...	294	139	6	...	373	57	21	...	...	739	599	19	...	898	1	...	...	11		
18	NILGIRIS ...	...	...	...	...	...	1	1	...	...	4	1	...	...	4	...	...	...	...		
19	SOUTH ARCOT ...	70	13	7	...	70	...	2	...	...	226	782	13	15	483	6	...	...	17		
20	TANJORE ...	170	203	3	1	276	10	...	...	...	516	954	7	6	871	21	24	1	67		
21	TRICHINOPOLY ...	3	2	...	...	26	7	...	...	...	138	137	...	1	258	12	3	...	9		
22	MADRAS ...	7	19	...	2	45	8	2	...	...	351	887	1	4	614	1	...	...	...		
23	TINNEVELLY ...	64	284	16	2	109	44	63	2	2	523	1,178	41	7	976	...	...	...	2		
24	MALABAR ...	1,209	2,534	28	40	1,491	55	1	1	...	4,579	31,420	183	1,211	11,844	19	...	...	52		
25	SOUTH CANARA ...	...	34	...	...	24	...	1	...	...	604	3,911	7	80	1,522	5	...	...	6		
Total, British Terry.		3,672	4,214	179	58	5,067	486	180	16	5	1,164	13,093	45,851	627	1,520	25,659	130	44	2	10	273
26	PUDUKKOTTAI ...	...	...	...	...	...	...	...	...	2	14	41	...	...	30	...	1	...	...	2	
27	BANGANAPALLE ...	3	1	...	...	...	...	...	...	1	58	19	13	...	64	...	...	...	...		
28	SANDUR ...	...	...	...	...	...	...	...	...	...	...	...	...	...	...	...	...	...	...		
Total, Feudatories.		3	1	...	...	...	...	...	...	3	72	60	13	...	94	...	1	...	...	2	
Grand Total		3,675	4,215	179	58	5,067	486	180	16	5	1,167	13,165	45,911	640	1,520	25,753	130	45	2	10	275
29	BELLARY CITY ...	50	...	...	...	144	3	...	...	14	55	...	...	...	187	...	...	...	...		
30	CALICUT CITY ...	16	25	1	...	46	...	...	...	...	401	2,701	6	7	1,419	11	...	...	24		
31	COIMBATORE CITY ...	15	...	...	...	28	3	...	...	22	26	3	...	...	59	...	...	...	...		
32	CUDDALORE CITY ...	10	7	...	...	8	...	...	...	...	57	569	1	...	210	...	...	...	...		
33	KUMBAKONAM CITY ...	...	...	...	...	...	...	...	...	...	7	15	...	...	20	7	...	...	17		
34	MADRAS CITY ...	84	2	...	...	177	109	3	1	...	286	42	1	...	740	39	...	...	70		
35	MADRAS CITY ...	...	1	...	...	...	...	...	...	...	15	131	...	1	61	1	...	...	...		
36	NEGAPATAM CITY ...	14	...	...	...	30	9	...	...	27	35	...	...	...	88	1	3	...	1		
37	SALEM CITY ...	13	...	...	...	21	...	...	...	...	42	91	...	...	84	...	...	...	...		
38	TANJORE CITY ...	6	...	...	...	10	1	...	...	1	20	30	...	...	32	5	...	...	19		
39	TRICHINOPOLY CITY ...	3	...	...	...	25	7	...	...	24	26	...	...	...	116	5	...	...	2		
Total, Cities		211	35	1	...	489	132	3	1	...	420	970	3,582	8	8	3,016	69	3	...	123	
Total Workers and Dependents in the Presidency.		12,957					1,833					84,829					450				

\* There are no entries under groups Nos. 294, 295, 296, 297, 298 and 299.



Table XV.

OCCUPATIONS.  
XII. Textile Fabrics  
and Dress.

XV.

—continued.

AND SUPPLY OF MATERIAL SUBSTANCES—cont.

Textile Fabrics and Dress—cont.

## Sub-order 42.—Dress.

301. EMBROIDERERS AND LACE AND MUSLIN MAKERS.					302. HAT, CAP AND TURBAN MAKERS, BINDERS AND SELLERS.					303. HOSIERS AND HAVERDASHERS.					304. PIECE-GOODS DEALERS.					305. MAKERS OF SHOES (NOT LEATHER).					NUMBER.
Actual workers.					Actual workers.					Actual workers.					Actual workers.					Actual workers.					
Total.		Partially Agri-culturist.		Dependents.	Total.		Partially Agri-culturist.		Dependents.	Total.		Partially Agri-culturist.		Dependents.	Total.		Partially Agri-culturist.		Dependents.	Total.		Partially Agri-culturist.		Dependents.	
Males.	Females.	Males.	Females.		Males.	Females.	Males.	Females.		Males.	Females.	Males.	Females.		Males.	Females.	Males.	Females.		Males.	Females.	Males.	Females.		
1598	1599	1600	1601	1602	1603	1604	1605	1606	1607	1608	1609	1610	1611	1612	1613	1614	1615	1616	1617	1618	1619	1620	1621	1622	
...	...	...	...	...	1	...	...	...	5	...	...	...	...	...	779	66	63	1	1,716	...	...	...	...	1	
...	...	...	...	...	...	...	...	...	...	...	...	...	...	...	86	9	3	...	190	...	...	...	...	2	
8	2	...	...	24	...	...	...	...	...	...	...	...	...	...	971	299	22	8	1,537	...	...	...	...	3	
...	...	...	...	...	2	...	...	...	4	...	...	...	...	...	817	120	18	2	1,859	...	...	...	...	4	
4	...	...	...	1	...	...	...	...	...	...	...	...	...	...	1,543	162	91	...	2,652	...	...	...	...	5	
...	...	...	...	...	...	...	...	...	...	...	...	...	...	...	116	14	8	...	102	...	...	...	...	6	
3	1	...	...	11	8	...	1	...	30	...	...	...	...	...	1,541	144	86	10	3,202	69	1	3	...	107	
1	...	...	...	2	4	...	...	...	2	...	...	...	...	...	940	49	60	2	1,920	2	...	1	...	8	
1	1	...	...	...	...	...	...	...	...	...	...	...	...	...	599	87	54	5	1,546	...	...	...	...	9	
11	6	...	...	17	...	...	...	...	...	...	...	...	...	...	377	21	26	1	832	...	...	...	...	10	
17	33	...	...	11	...	...	...	...	...	6	...	1	...	50	1,203	81	92	...	2,026	...	...	...	...	11	
...	...	...	...	...	...	...	...	...	...	...	...	...	...	...	725	49	58	...	1,833	...	...	...	...	12	
1,050	36	3	...	1,861	64	1	...	...	159	2	...	...	...	...	2	1,679	23	26	...	3,927	...	...	...	...	13
7	...	...	...	4	1	...	...	...	...	11	...	...	...	...	868	37	65	4	1,654	...	...	...	...	...	14
16	21	...	...	33	3	...	...	...	6	...	...	...	...	...	1,336	67	165	2	3,325	...	...	...	...	...	15
12	8	...	...	27	...	...	...	...	...	...	...	...	...	...	2,161	152	300	1	4,299	...	...	...	...	...	16
11	1	...	...	22	...	...	...	...	...	...	...	...	...	...	2,057	92	154	3	5,343	...	...	...	...	...	17
...	...	...	...	4	...	...	...	...	...	...	...	...	...	...	185	5	1	...	254	...	...	...	...	...	18
4	1	...	...	4	2	...	...	...	5	...	...	...	...	...	907	98	130	...	2,110	...	...	...	...	...	19
119	7	9	...	320	2	...	...	...	7	5	2	...	...	12	1,918	54	195	1	5,409	...	13	...	...	22	20
35	...	...	...	77	...	...	...	...	1	1	10	...	...	11	910	37	162	...	2,364	...	...	...	...	...	21
14	29	1	...	250	8	33	...	...	28	...	...	...	...	...	2,574	144	309	14	7,446	...	...	...	...	...	22
71	133	1	...	197	...	...	...	...	1	...	...	...	...	...	1,690	79	227	3	5,208	...	1	...	...	...	23
...	...	...	...	...	226	1,010	1	...	700	...	...	...	...	...	1,932	17	148	...	4,463	...	...	...	...	...	24
...	...	...	...	...	8	40	...	...	33	...	...	...	...	...	1,100	9	122	1	1,937	...	...	...	...	...	25
1,375	279	14	...	2,865	329	1,084	2	...	1,043	27	12	1	...	79	29,084	1,913	2,585	57	67,214	71	15	4	...	133	
1	...	...	...	2	...	...	...	...	...	...	...	...	...	...	247	11	55	...	663	...	...	...	...	...	26
...	...	...	...	...	...	...	...	...	...	...	...	...	...	...	38	2	1	...	126	...	...	...	...	...	27
...	...	...	...	...	...	...	...	...	...	...	...	...	...	...	24	...	1	...	25	...	...	...	...	...	28
1	...	...	...	2	...	...	...	...	...	...	...	...	...	...	309	13	57	...	614	...	...	...	...	...	
1,376	279	14	...	2,867	329	1,084	2	...	1,043	27	12	1	...	79	29,393	1,926	2,642	57	68,028	71	15	4	...	133	
15	...	...	...	7	...	...	...	...	...	...	...	...	...	...	211	...	7	...	487	...	...	...	...	...	29
...	...	...	...	...	32	14	...	...	74	...	...	...	...	...	234	7	19	...	444	...	...	...	...	...	30
6	...	...	...	17	...	...	...	...	...	...	...	...	...	...	167	8	19	...	514	...	...	...	...	...	31
...	...	...	...	...	...	...	...	...	...	...	...	...	...	...	94	6	11	...	262	...	...	...	...	...	32
29	...	...	...	60	...	...	...	...	...	...	...	...	...	...	170	1	22	...	597	...	...	...	...	...	33
1,050	36	3	...	1,861	64	1	...	...	159	2	...	...	...	2	1,679	23	26	...	3,927	...	...	...	...	...	34
...	27	...	...	...	...	...	...	...	...	...	...	...	...	...	522	25	88	...	1,446	...	...	...	...	...	35
6	...	...	...	22	1	...	...	...	6	...	...	...	...	...	189	...	14	...	809	...	...	...	...	...	36
...	1	...	...	7	...	...	...	...	...	...	...	...	...	...	477	80	40	...	1,065	...	...	...	...	...	37
3	...	...	...	9	...	...	...	...	...	1	...	...	...	3	124	...	11	...	365	...	...	...	...	...	38
23	...	...	...	77	...	...	...	...	1	1	...	...	...	4	213	...	22	...	698	...	...	...	...	...	39
1,142	64	3	...	2,282	157	15	...	...	240	4	...	...	...	9	4,080	150	288	...	10,614	...	...	...	...	...	
4,522					2,456					118					99,347					219					



Table XV.

OCCUPATIONS.  
XII. Textile Fabrics  
and Dress.

296

## TABLE

## Occupations

CLASS D.—PREPARATION																
Order XII.—Textile Fabrics and Dress— <i>concl'd.</i>																
Sub-order 42.—Dress— <i>concl'd.</i>																
NUMBER.	DISTRICT, STATE OR CITY.	306. TAILORS, MILLINERS, DRESS-MAKERS AND DARNERS.					Total Sub-order 42.					Total Order XII.				
		Actual workers.				Dependents.	Actual workers.				Dependents.	Actual workers.				Dependents.
		Total.		Partially Agri- culturist.	Total.		Partially Agri- culturist.	Total.		Partially Agri- culturist.						
		Males.	Females.		Males.			Females.	Males.			Females.	Males.	Females.		
		1623.	1624.	1625.	1626.	1627.	1628.	1629.	1630.	1631.	1632.	1633.	1634.	1635.	1636.	1637.
1	GANJAM ... ..	405	230	7	3	730	1,185	296	70	4	2,451	17,573	12,874	719	303	22,304
2	AGENCY, GANJAM ...	1	1	...	...	1	87	10	3	...	191	4,949	2,186	349	262	9,475
3	VIRAGAPATAM ... ..	1,324	475	130	42	1,903	2,317	791	152	60	3,482	32,957	26,856	1,491	1,002	36,219
4	AGENCY, VIRAGAPATAM.	43	24	1	...	84	864	144	19	2	1,947	6,698	1,300	165	12	14,784
5	GÓDÁVARI ... ..	907	598	55	4	1,987	2,457	760	147	4	4,643	27,222	13,712	1,547	346	44,572
6	AGENCY, GÓDÁVARI ...	16	22	4	...	43	132	36	12	...	145	422	86	76	10	595
7	KISTNA ... ..	730	428	20	16	1,358	2,352	574	110	26	4,770	33,503	12,662	5,482	1,312	50,505
8	NELLORE ... ..	559	338	51	9	832	1,507	387	112	11	2,759	27,651	11,447	4,561	978	34,553
9	CUDDAPAH ... ..	485	409	28	7	929	1,085	497	82	12	2,475	24,902	13,403	2,349	722	32,319
10	KURNOOL ... ..	528	336	32	12	897	916	363	58	13	1,746	15,793	7,948	2,304	706	20,836
11	BELLARY ... ..	950	819	29	6	1,645	2,176	933	122	6	3,732	20,304	16,566	1,212	145	28,264
12	ANANTAPUR ... ..	391	238	10	...	651	1,116	287	68	...	2,484	17,449	10,239	864	306	24,534
13	MADRAS ... ..	3,574	370	1	...	7,284	6,408	430	30	...	13,303	14,859	1,696	53	7	26,984
14	CHINGLEPUT ... ..	625	272	8	1	995	1,513	309	73	5	2,660	17,534	10,216	789	55	29,776
15	NORTH ARCOT ... ..	562	809	21	13	1,657	1,923	899	186	15	5,033	29,516	17,911	2,122	284	44,371
16	SALEM ... ..	395	453	8	1	973	2,568	613	308	2	5,299	38,570	29,279	1,472	551	49,030
17	COIMBATORE ... ..	567	171	6	2	1,086	2,636	264	160	4	6,462	29,453	19,840	807	272	45,952
18	NILGIRIS ... ..	310	53	...	...	762	475	58	1	...	1,020	321	67	1	...	1,053
19	SOUTH ARCOT ... ..	381	88	19	...	925	1,300	198	149	...	3,083	19,494	11,925	1,966	366	26,201
20	TANJORE ... ..	673	79	12	...	1,400	2,729	166	217	1	7,215	24,180	12,276	721	80	42,353
21	TRICHINOPOLY ... ..	356	80	11	...	907	1,314	130	173	...	3,369	13,674	10,522	2,050	562	20,574
22	MADRAS ... ..	856	178	23	...	2,071	3,453	384	333	14	9,797	30,089	17,926	997	537	50,766
23	TINNEVELLY ... ..	1,045	307	80	5	1,906	2,806	520	308	8	7,316	30,376	20,251	1,943	309	46,903
24	MALABAR ... ..	4,474	3,392	108	82	7,281	6,651	4,419	257	82	12,556	24,339	45,135	652	1,336	44,569
25	SOUTH CANARA ... ..	731	557	24	3	1,099	1,934	606	146	4	3,075	4,506	6,549	282	154	7,408
Total, British Terry.		20,888	10,727	688	206	39,406	51,904	14,074	3,296	273	111,013	506,534	350,872	35,177	10,617	754,860
26	PUDUKKÓTTAI ... ..	74	10	5	...	135	322	22	60	...	802	1,422	1,494	214	153	2,131
27	BANGALAPALLE ... ..	47	32	6	...	54	85	34	7	...	180	971	955	117	43	1,289
28	SANDUR ... ..	9	8	...	...	15	33	8	1	...	40	64	26	7	2	69
Total, Feudatories.		130	50	11	...	204	440	64	68	...	1,022	2,457	2,475	335	197	3,473
Grand Total ...		21,018	10,777	699	206	39,610	52,344	14,138	3,364	273	112,035	508,991	353,347	35,515	10,814	758,332
29	BELLARY CITY ... ..	323	110	1	...	709	549	110	8	...	1,194	1,626	343	25	...	3,043
30	CALicut CITY ... ..	281	178	14	...	510	618	199	33	...	1,052	1,664	3,239	55	7	3,452
31	COIMBATORE CITY ...	158	19	...	...	378	331	27	19	...	909	2,546	1,219	35	...	5,217
32	CUDDALORE CITY ...	82	7	2	...	168	176	13	13	...	430	2,053	1,443	62	4	2,883
33	KUMBAKÓNAM CITY ...	73	...	1	...	149	279	1	23	...	823	3,163	2,183	40	2	5,650
34	MADRAS CITY ... ..	3,574	370	1	...	7,284	6,408	430	30	...	13,303	14,859	1,696	53	7	26,984
35	MADRAS CITY ... ..	375	22	10	...	1,096	898	74	98	...	2,674	9,765	3,481	200	4	21,123
36	NEGAPATAM CITY ...	92	17	...	...	252	289	20	14	...	1,090	657	101	15	...	1,848
37	SALEM CITY ... ..	81	90	1	...	235	558	171	50	...	1,307	9,609	5,693	122	2	14,339
38	TANJORE CITY ... ..	96	18	...	...	180	229	18	11	...	576	1,206	802	22	...	1,962
39	TRICHINOPOLY CITY ...	224	61	2	...	698	476	61	24	...	1,480	2,039	755	29	...	4,558
Total, Cities ...		5,350	892	32	...	11,560	10,811	1,124	323	...	24,838	49,787	19,955	658	26	90,858
Total Workers and Dependents in the Presidency.		71,405					178,517					1,600,670				



—continued.

Table XV.  
OCCUPATIONS.  
XIII. Metals and  
Precious Stones.

AND SUPPLY OF MATERIAL SUBSTANCES—cont.

## Order XIII.—Metals and Precious Stones.

## Sub-order 43.—Gold, Silver and Precious Stones.

* 309. GOLD MINES: OWNERS, MANAGERS AND SUPERIOR STAFF.					310. GOLD MINES: OPER- ATIVES AND OTHER SUBORDINATES.					* 312. GOLDSMITHS' DUST- WASHERS.					* 314. ELECTRO-PLATERS.					315. DEALERS IN PLATE AND PLATEWARE.					NUMBER.
Actual workers.					Actual workers.					Actual workers.					Actual workers.					Actual workers.					
Total.		Partially Agri- culturist.		Dependents.	Total.		Partially Agri- culturist.		Dependents.	Total.		Partially Agri- culturist.		Dependents.	Total.		Partially Agri- culturist.		Dependents.	Total.		Partially Agri- culturist.		Dependents.	
Males.	Females.	Males.	Females.		Males.	Females.	Males.	Females.		Males.	Females.	Males.	Females.		Males.	Females.	Males.	Females.		Males.	Females.	Males.	Females.		
1638	1639	1640	1641	1642	1643	1644	1645	1646	1647	1648	1649	1650	1651	1652	1653	1654	1655	1656	1657	1658	1659	1660	1661	1662	
...	...	...	...	...	...	...	...	...	...	37	1	5	...	72	...	...	...	...	7	...	...	...	...	...	1
...	...	...	...	...	...	...	...	...	...	...	...	...	...	...	...	...	...	...	...	...	...	...	...	...	2
...	...	...	...	...	1	...	...	...	...	89	20	9	2	112	...	...	...	...	...	...	...	...	...	...	3
...	...	...	...	...	...	...	...	...	...	...	...	...	...	...	...	...	...	...	...	...	...	...	...	...	4
...	...	...	...	...	...	...	...	...	...	109	4	...	...	67	2	...	...	...	1	13	...	...	...	...	5
...	...	...	...	...	...	...	...	...	...	...	...	...	...	...	...	...	...	...	...	...	...	...	...	...	6
...	...	...	...	...	...	...	...	...	...	116	2	7	...	134	5	...	...	...	8	1	1	...	1	...	7
1	...	...	...	...	1	...	...	...	6	32	12	...	...	51	20	...	...	...	7	1	1	...	...	2	8
...	...	...	...	...	...	...	...	...	...	20	4	...	...	19	1	2	...	...	...	...	...	...	...	...	9
...	...	...	...	...	...	...	...	...	...	17	3	...	...	31	...	...	...	...	1	1	...	...	...	2	10
...	...	...	...	...	...	...	...	...	...	6	5	1	1	22	5	...	...	...	5	8	...	...	...	5	11
...	...	...	...	...	...	...	...	...	...	15	9	...	...	27	...	...	...	...	...	...	...	...	...	...	12
4	...	...	...	25	4	...	...	...	92	33	18	...	...	75	477	2	...	857	1	...	...	...	...	1	13
1	...	...	...	...	1	...	...	...	8	8	13	...	...	12	1	...	...	8	...	...	...	...	...	...	14
...	...	...	...	...	53	41	2	...	244	15	2	1	...	28	7	1	2	9	6	...	...	...	...	8	15
...	...	...	...	...	2	...	...	...	32	45	26	7	...	106	13	2	1	10	...	...	...	...	...	...	16
...	...	...	...	...	9	...	...	...	9	16	2	...	...	21	1	...	...	16	...	...	...	...	...	3	17
...	...	...	...	...	138	3	...	...	21	...	...	...	...	9	1	...	...	2	...	...	...	...	...	...	18
...	...	...	...	...	1	...	...	...	5	20	12	...	...	67	9	13	...	33	...	...	...	...	...	...	19
...	...	...	...	...	...	...	...	...	...	56	4	2	...	144	17	...	...	13	34	...	1	...	83	20	
...	...	...	...	...	...	...	...	...	2	23	3	...	...	74	5	...	...	11	7	...	...	...	2	21	
...	...	...	...	...	1	...	...	...	2	38	8	...	...	141	17	...	...	25	...	...	...	...	...	...	22
...	...	...	...	...	...	...	...	...	...	81	4	5	...	133	6	...	1	44	1	...	...	...	...	...	23
...	...	...	...	2	175	1	7	...	562	40	...	...	...	113	11	4	...	16	19	...	...	...	58	24	
...	...	...	...	...	...	...	...	...	...	10	...	...	...	12	...	...	...	1	2	...	...	...	...	...	25
6	...	...	...	31	385	46	9	...	983	806	152	37	3	1,470	598	22	6	1,074	94	2	1	1	164	...	
...	...	...	...	...	...	...	...	...	...	1	1	...	...	1	3	...	1	7	7	...	1	...	1	26	
...	...	...	...	...	...	...	...	...	...	2	...	...	...	...	...	...	...	...	...	...	...	...	...	...	27
...	...	...	...	...	...	...	...	...	...	...	...	...	...	...	...	...	...	...	...	...	...	...	...	...	28
...	...	...	...	...	...	...	...	...	...	3	1	...	...	1	3	...	1	7	7	...	1	...	1	...	
6	...	...	...	31	385	46	9	...	983	809	153	37	3	1,471	601	22	7	1,081	101	2	2	1	165	...	
...	...	...	...	...	...	...	...	...	...	...	3	...	...	2	2	...	...	5	...	...	...	...	...	...	29
...	...	...	...	...	...	...	...	...	...	6	1	...	...	10	5	...	...	3	...	...	...	...	...	...	30
...	...	...	...	...	...	...	...	...	...	7	1	...	...	10	1	...	...	4	...	...	...	...	...	2	31
...	...	...	...	...	...	...	...	...	...	9	...	...	...	29	6	...	...	8	28	...	1	...	73	32	
4	...	...	...	25	4	...	...	...	92	33	18	...	...	75	477	2	...	857	1	...	...	...	1	33	
...	...	...	...	...	...	...	...	...	2	3	1	...	...	13	3	...	...	10	...	...	...	...	...	...	34
...	...	...	...	...	...	...	...	...	...	5	2	...	...	7	...	...	...	...	...	...	...	...	...	...	35
...	...	...	...	...	...	...	...	...	...	...	1	...	...	28	...	...	...	...	...	...	...	...	...	...	36
...	...	...	...	...	...	...	...	...	...	9	...	...	...	10	...	...	...	...	...	...	...	...	...	...	37
...	...	...	...	...	...	...	...	...	2	12	1	...	...	57	5	...	...	11	1	...	...	...	2	38	
4	...	...	...	25	4	...	...	...	97	84	28	...	...	241	499	...	3	898	30	...	1	...	78	...	
37					1,414					2,433					1,704					268					

\* There are no entries under groups Nos. 307, 308, 311 and 313.



Table XV.

OCCUPATIONS.  
XIII. Metals and  
Precious Stones.

298

TABLE  
Occupations

CLASS D.—PREPARATION

Order XIII.—

Sub-order 43.—Gold, Silver and Precious Stones—*concluded*.

316. GOLD AND SILVER WIRE DRAWERS AND BRAID-MAKERS.					317. WORKERS IN GOLD, SILVER AND PRECIOUS STONES.					318. DEALERS IN GOLD, SILVER AND PRECIOUS STONES.					319. PEARL-DIVERS.				
Actual workers.				Dependents.	Actual workers.				Dependents.	Actual workers.				Dependents.	Actual workers.				Dependents.
Total.		Partially Agri- culturist.	Total.		Partially Agricultur- ist.	Total.		Partially Agri- culturist.		Total.		Partially Agri- culturist.							
Males.	Females.		Males.			Females.	Males.			Females.	Males.		Females.		Males.	Females.			
1663	1664	1665	1666	1667	1668	1669	1670	1671	1672	1673	1674	1675	1676	1677	1678	1679	1680	1681	1682
					3,978	136	430	8	8,151	198	3	15		420					
					33	2	8	2	43	1									
					7,064	607	1,119	75	12,038	365	51	34		763					
					503	12	49	1	1,147	4				20					
					7,264	105	377	3	15,019	672	10	20		683					
					231	2	1		473	4		3							
					5,949	74	637	3	10,250	192	2	6		380					
				12	3,003	99	411	3	4,708	421	10	49		1,163					
					2,046	188	219	11	3,483	235	11	19	3	876					
					1,183	65	171	3	1,945	87	8	1		57					
				5	1,898	152	251	2	3,000	182		4		148					
					1,315	171	115	2	2,191	98	2	7		107					
				37	3,217	92	24		7,180	1,000	3	15		2,471					
				5	2,481	43	232		4,729	150	23	4		419					
			3	17	4,334	28	570		8,367	334	59	27		1,563					
			1	118	4,430	172	666	4	7,973	305	57	25	1	723					
				7	4,992	348	295	2	9,157	327	38	25		728					
					173		10		252	1				1					
				7	4,130	111	665	20	7,710	283	85	8		325					
				61	6,823	50	684	3	16,144	1,582	78	149	3	3,027					
					3,804	5	717		8,033	201	7	9		513					
				269	7,652	457	677	32	14,110	625	80	75	1	1,327	69	13			419
					7,826	196	1,105	19	14,834	287	9	14	1	894	32		1		79
					6,869	237	316	8	14,364	330	10	21		1,118					
					3,258	221	397	21	5,576	145	1	17		312					
233	6	8		538	94,456	3,502	10,146	222	181,777	8,119	557	547	9	18,038	101	13	1		498
					802		133		1,758	103	4	16	1	337					
					44		3		66	12				28					
					37		2		86										
					943		138		1,910	115	4	16	1	365					
268	6	8		538	95,399	3,502	10,284	222	183,867	8,234	561	563	10	18,403	101	13	1		498
				5	196		3		387	49		3		66					
					211		2		304	42		1		110					
					261	2	9		617	40		1		51					
					210	4	10		422	37		2		34					
				16	647		32		1,447	56	2	2		148					
				37	3,217	22	24		7,180	1,090	3	15		2,471					
				250	750	10	33		1,701	104	2	9		263					
					507		9		1,052	198		1		864					
				107	299		16		589	92	21	7		279					
				10	410	7	18	1	1,123	70	10	4		196					
					802		6		2,134	111	6	3		409					
222	5	2		425	7,570	45	160	1	17,046	1,889	44	48		4,891					
812					282,588					27,198					612				



Table XV.

OCCUPATIONS.  
XIII. Metals and  
Precious Stones.

299

XV.

—continued.

AND SUPPLY OF MATERIAL SUBSTANCES—*cont.*Metals and Precious Stones—*cont.*

Total Sub-order 43.					Sub-order 44.—Brass, Copper, Bell-metal, Etc.															NUMBER.
					* 322. BRASS, COPPER AND BELL-METAL WORKERS.					323. BRASS, COPPER AND BELL-METAL SELLERS.					323 (a). ALUMINIUM WORKERS AND SELLERS.					
Actual workers.				Dependents.	Actual workers.				Dependents.	Actual workers.				Dependents.	Actual workers.				Dependents.	
Total.		Partially Agriculturist.			Total.		Partially Agriculturist.			Total.		Partially Agriculturist.			Total.		Partially Agriculturist.			
Males.	Females.	Males.	Females.		Males.	Females.	Males.	Females.		Males.	Females.	Males.	Females.		Males.	Females.	Males.	Females.		
1683	1684	1685	1686	1687	1688	1689	1690	1691	1692	1693	1694	1695	1696	1697	1698	1699	1700	1701	1702	
4,213	140	450	8	8,650	1,235	9	34	...	2,121	505	3	29	...	1,018	...	...	...	...	...	1
34	2	8	2	43	192	175	9	7	304	33	33	2	2	101	...	...	...	...	...	2
7,519	678	1,162	77	13,813	1,497	110	53	1	2,402	294	19	1	...	571	...	...	...	...	...	3
507	12	49	1	1,167	340	21	...	1	836	65	1	7	...	165	...	...	...	...	...	4
8,069	119	397	3	15,770	794	14	9	...	1,097	182	7	2	...	335	3	...	...	...	...	5
235	2	4	...	473	12	...	1	...	35	3	...	...	...	...	...	...	...	...	...	6
6,233	79	650	4	10,772	519	21	13	2	689	317	7	5	1	438	...	...	...	...	...	7
3,478	123	460	3	5,949	234	3	18	...	218	315	100	10	3	944	...	...	...	...	3	8
2,302	205	238	14	4,378	233	14	17	2	700	133	11	13	1	129	...	...	...	...	...	9
1,258	76	172	3	2,036	20	4	...	3	43	93	12	3	...	52	...	...	...	...	...	10
2,100	157	258	3	3,185	106	...	9	...	171	93	17	7	...	202	...	...	...	...	...	11
1,428	182	122	2	2,327	39	4	1	...	53	31	...	4	...	12	...	...	...	...	...	12
4,837	43	41	...	10,738	323	...	...	...	747	243	4	...	...	509	90	...	1	...	136	13
2,643	88	236	...	5,183	458	53	46	...	627	259	11	3	...	453	1	...	...	...	...	14
4,757	131	605	...	10,236	654	4	46	...	1,221	296	13	22	...	775	1	...	...	...	...	15
4,847	257	700	5	8,982	575	13	41	1	1,118	201	24	17	...	448	...	...	...	...	...	16
5,347	389	320	2	9,941	664	87	12	...	1,397	272	52	30	...	822	...	...	...	...	...	17
313	3	10	...	295	7	...	...	...	12	14	...	...	...	2	...	...	...	...	...	18
4,449	221	675	29	8,147	390	35	32	...	662	307	5	8	...	372	...	...	...	...	1	19
8,543	133	836	6	19,472	1,405	7	26	...	2,901	522	5	33	...	1,226	2	...	...	...	7	20
4,041	15	726	...	8,635	585	9	35	...	1,032	153	4	20	...	358	...	...	...	...	2	21
6,557	563	754	33	16,293	1,151	88	52	...	2,119	348	39	28	7	682	...	...	...	...	...	22
8,213	209	1,126	20	15,984	997	12	42	...	2,068	154	6	12	...	380	...	...	...	...	...	23
7,444	252	344	8	16,233	1,185	98	24	2	1,920	578	62	19	...	1,281	...	...	...	...	...	24
3,415	222	414	21	5,901	572	45	42	14	736	80	...	7	...	98	...	...	...	...	...	25
104,933	4,300	10,755	235	204,573	14,248	826	562	33	25,646	5,548	445	282	14	11,373	97	...	1	...	154	
976	5	151	1	2,104	178	...	17	...	209	10	2	1	...	14	...	...	...	...	...	26
58	...	3	...	94	2	...	...	...	3	8	...	...	...	...	...	...	...	...	...	27
37	...	2	...	86	4	2	...	...	...	...	...	...	...	...	...	...	...	...	...	28
1,071	5	153	1	2,284	184	2	17	...	212	18	2	1	...	14	...	...	...	...	...	
105,904	4,305	10,911	236	206,857	14,432	828	579	33	25,858	5,566	447	283	14	11,387	97	...	1	...	154	
249	3	6	...	465	13	...	...	...	42	16	...	1	...	63	...	...	...	...	...	29
258	...	3	...	507	62	4	...	...	104	26	...	...	...	73	...	...	...	...	...	30
309	3	10	...	689	65	...	...	...	161	...	2	...	...	27	...	...	...	...	...	31
254	5	12	...	471	25	...	2	...	42	3	...	...	...	39	...	...	...	...	...	32
753	2	35	...	1,721	519	...	1	...	1,015	114	...	13	...	282	2	...	...	...	6	33
4,837	43	41	...	10,738	323	...	...	...	747	243	4	...	...	509	90	...	1	...	136	34
1,008	18	44	...	2,339	158	5	2	...	395	36	1	1	...	54	...	...	...	...	...	35
710	2	10	...	1,923	27	...	...	...	61	24	...	...	...	70	...	...	...	...	...	36
449	22	23	...	1,933	43	...	2	...	116	52	10	3	...	121	...	...	...	...	...	37
493	17	20	1	1,339	38	2	...	...	95	27	...	1	...	71	...	...	...	...	...	38
992	7	9	...	2,615	104	...	1	...	234	16	...	...	...	70	...	...	...	...	2	39
10,302	122	213	1	23,701	1,377	11	8	...	3,015	557	17	19	...	1,379	92	...	1	...	144	
317,065					41,118					17,400					251					

\* There are no entries under groups Nos. 320 and 321.



Table XV.

OCCUPATIONS.  
XIII. Metals and  
Precious Stones.

300

TABLE  
Occupations

CLASS D.—PREPARATION

Order XIII.—

NUMBER.		DISTRICT, STATE OR CITY.		CLASS D.—PREPARATION																						
				Order XIII.—																						
				Sub-order 44.—Brass, Copper, Bell-metal, Etc.— <i>conold.</i>										Sub-order 45.—Tin, Zinc, Quicksilver and Lead.												
				Total Sub-order 44.					324. WORKERS IN TIN, ZINC, QUICKSILVER AND LEAD.					325. SELLERS OF TIN, ZINC AND LEAD GOODS.					Total Sub-order 45.							
				Actual workers.				Dependents.	Actual workers.				Dependents.	Actual workers.				Dependents.	Actual workers.				Dependents.			
				Total.		Partially Agri- culturist.			Total.		Partially Agri- culturist.			Total.		Partially Agri- culturist.			Total.		Partially Agri- culturist.					
Males.	Females.	Males.	Females.	Both sexes.	Males.	Females.	Males.	Females.	Both sexes.	Males.	Females.	Males.	Females.	Both sexes.	Males.	Females.	Males.	Females.	Both sexes.	Males.	Females.	Males.	Females.	Both sexes.		
1703	1704	1705	1706	1707	1708	1709	1710	1711	1712	1713	1714	1715	1716	1717	1718	1719	1720	1721	1722							
1	GANJAM ...	1,800	12	63	...	3,139	23	...	1	...	58	12	2	3	...	25	35	2	4	...	83	...	...	...	...	
2	AGENCY, GANJAM ...	225	208	11	9	406	2	...	...	...	...	...	...	...	...	...	2	...	...	...	...	...	...	...	...	
3	VIZAGAPATAM ...	1,791	129	54	1	2,973	48	2	3	...	81	10	...	...	...	24	58	2	3	...	105	...	...	...	...	
4	AGENCY, VIZAGAPATAM ...	405	22	7	1	1,001	...	...	...	...	...	...	...	...	...	...	...	...	...	...	...	...	...	...	...	
5	GODAVARI ...	979	21	11	...	1,942	174	3	5	1	264	41	3	1	...	98	215	6	6	1	362	...	...	...	...	
6	AGENCY, GODAVARI ...	15	...	1	...	35	1	...	...	...	...	...	...	...	...	...	1	...	...	...	...	...	...	...	...	
7	KISTNA ...	836	28	18	3	1,127	219	7	6	...	281	50	...	1	...	88	278	7	7	...	369	...	...	...	...	
8	NELLORE ...	549	103	28	3	1,165	106	8	4	...	221	5	...	...	...	5	111	8	4	...	226	...	...	...	...	
9	CUDDAPAH ...	376	25	30	3	829	59	7	...	1	139	14	...	...	...	5	73	7	...	1	144	...	...	...	...	
10	KURNOOL ...	113	16	3	3	95	85	7	1	1	139	2	...	...	...	4	87	7	1	1	143	...	...	...	...	
11	BELLARY ...	199	17	16	...	373	155	2	4	...	304	3	2	...	...	1	158	4	4	...	305	...	...	...	...	
12	ANANTAPUR ...	61	4	5	...	65	88	3	1	...	177	...	...	...	...	...	88	3	1	...	177	...	...	...	...	
13	MADRAS ...	656	4	1	...	1,392	515	4	...	...	874	90	5	...	...	235	614	9	...	1,109	...	...	...	...	...	
14	CHINGLEPUT ...	709	64	49	...	1,085	170	11	6	...	335	34	...	...	...	57	204	11	6	...	392	...	...	...	...	
15	NORTH ARCOT ...	951	17	68	...	1,996	189	5	4	...	388	15	...	1	...	33	204	5	5	...	421	...	...	...	...	
16	SALEM ...	776	37	58	1	1,566	120	15	1	2	271	18	23	1	2	35	138	38	2	4	306	...	...	...	...	
17	COIMBATORE ...	936	149	42	...	2,129	92	13	1	...	209	46	1	2	1	92	138	14	3	1	301	...	...	...	...	
18	NILGIRIS ...	21	...	...	...	14	33	...	...	...	133	...	...	...	...	...	33	...	...	...	133	...	...	...	...	
19	SOUTH ARCOT ...	697	40	40	...	1,035	186	14	12	1	338	12	...	...	...	35	198	14	12	1	373	...	...	...	...	
20	TANJORE ...	1,959	12	59	...	4,134	286	3	2	...	612	78	...	3	...	192	364	3	5	...	804	...	...	...	...	
21	TRICHINOPOLY ...	738	13	55	...	1,392	128	6	4	...	263	37	1	1	...	139	165	7	5	...	342	...	...	...	...	
22	MADURA ...	1,499	127	80	7	2,798	163	27	1	...	255	88	1	2	...	170	251	26	3	...	425	...	...	...	...	
23	TINNEVELLY ...	1,151	18	54	...	2,448	73	8	4	...	114	54	...	2	...	117	127	8	6	...	231	...	...	...	...	
24	MALABAR ...	1,763	160	43	2	3,201	209	11	2	...	501	15	12	...	...	33	224	23	2	...	534	...	...	...	...	
25	SOUTH CANARA ...	658	45	49	14	834	210	1	4	...	373	3	...	1	...	...	213	1	5	...	373	...	...	...	...	
Total, British Terry.		19,893	1,271	845	47	37,173	3,334	157	66	6	6,270	645	50	18	3	1,388	3,979	207	84	9	7,658	...	...	...	...	...
26	PUDUKKOTTAI ...	188	2	18	...	223	41	...	1	...	58	...	...	...	...	2	41	...	1	...	60	...	...	...	...	
27	KANNANAPALLE ...	10	...	...	...	3	2	...	...	...	13	...	...	...	...	...	2	...	...	...	13	...	...	...	...	
28	SANDUR ...	4	2	...	...	...	3	...	...	...	3	...	...	...	...	...	3	...	...	...	3	...	...	...	...	
Total, Feudatories.		202	4	15	...	226	46	...	1	...	74	...	...	...	...	2	46	...	1	...	76	...	...	...	...	
Grand Total		20,095	1,275	863	47	37,399	3,380	157	67	6	6,344	645	50	18	3	1,390	4,025	207	85	9	7,734	...	...	...	...	...
29	BELLARY CITY ...	29	...	1	...	105	49	...	...	...	119	2	...	...	...	1	51	...	...	...	130	...	...	...	...	
30	CALICUT CITY ...	88	4	...	...	177	39	...	...	...	132	7	...	...	...	6	46	...	...	...	148	...	...	...	...	
31	COIMBATORE CITY ...	65	2	...	...	191	18	5	...	...	35	23	...	...	...	46	41	5	...	81	...	...	...	...		
32	CUDDALORE CITY ...	28	...	2	...	81	10	2	...	...	40	...	...	...	...	9	10	2	...	56	...	...	...	...		
33	KUMBHAKONAM CITY ...	635	...	14	...	1,303	62	2	...	...	94	20	...	1	...	58	82	2	1	...	162	...	...	...	...	
34	MADRAS CITY ...	656	4	1	...	1,392	515	4	...	...	874	90	5	...	...	235	614	9	...	1,109	...	...	...	...		
35	MADURA CITY ...	194	6	3	...	449	33	3	...	...	66	22	...	2	...	56	55	3	2	...	122	...	...	...	...	
36	NEGAPATAM CITY ...	51	...	...	...	131	18	...	...	...	42	5	...	...	...	42	23	...	...	84	...	...	...	...		
37	SALEM CITY ...	95	10	5	...	237	18	...	1	...	75	...	20	...	...	2	18	50	1	...	77	...	...	...	...	
38	TANJORE CITY ...	65	2	1	...	166	19	1	...	...	38	14	...	...	...	20	33	1	...	58	...	...	...	...		
39	TRICHINOPOLY CITY ...	120	...	1	...	306	59	1	...	...	99	20	...	...	...	99	79	1	...	189	...	...	...	...		
Total, Cities		2,026	28	28	...	4,536	840	18	1	...	1,633	212	25	3	...	565	1,052	43	4	...	2,198	...	...	...	...	
Total Workers and Dependents in the Presidency.		58,769					9,861					2,065					11,966									



XV.  
—continued.

Table XV.  
OCCUPATIONS.  
XIII. Metals and  
Precious Stones.

AND SUPPLY OF MATERIAL SUBSTANCES—cont.

Metals and Precious Stones—cont.

Sub-order 46.—Iron and Steel.																										
326. IRON FOUNDRIES: OWNERS, MANAGERS AND SUPERIOR STAFF.					327. IRON FOUNDRIES: OPERATIVES AND OTHER SUBORDINATES.					328. WORKERS IN IRON AND HARDWARE.					329. SELLERS OF IRON AND HARDWARE.					Total Sub-order 46.						
Actual workers.					Actual workers.					Actual workers.					Actual workers.					Actual workers.						
Total.		Partially Agri- culturist.		Dependents.	Total.		Partially Agri- culturist.		Dependents.	Total.		Partially Agri- culturist.		Dependents.	Total.		Partially Agri- culturist.		Dependents.	Total.		Partially Agri- culturist.		Dependents.		
Males.	Females.	Males.	Females.		Males.	Females.	Males.	Females.		Males.	Females.	Males.	Females.		Males.	Females.	Males.	Females.		Males.	Females.	Males.	Females.			
1723	1724	1725	1726	1727	1728	1729	1730	1731	1732	1733	1734	1735	1736	1737	1738	1739	1740	1741	1742	1743	1744	1745	1746	1747	NUMBER.	
										2,370	100	567	7	3,862	39	23	2		52	2,409	123	569	7	3,914	1	
					8				8	698	146	87	7	1,486	0				11	707	146	87	7	1,497	2	
										695	52	129	15	1,374	50	4	1		110	753	58	130	15	1,490	3	
										2,511	382	155	12	5,768	109	14	5		249	2,620	396	160	12	6,017	4	
										1,691	24	179	1	3,223	28	15			97	1,719	39	179	1	3,320	5	
										246		15		581	7				5	253		15		586	6	
										1,007	51	185	1	2,187	119	3	33		117	1,216	54	218	1	2,304	7	
										967	104	176	3	1,427	28				60	1,015	104	178	3	1,487	8	
										1,124	284	166	20	1,998	28				27	1,152	284	168	20	2,025	9	
										701	49	213	18	1,371	21				74	782	49	213	18	1,445	10	
										1,129	99	221	32	2,185	82	29	1		224	1,211	128	222	32	2,409	11	
										856	144	72	2	1,657	64	2	2		76	920	146	74	2	1,733	12	
										1,484	1	7		3,100	249	8			629	1,983	9	7		4,239	13	
										1,372	28	194	1	2,600	51	16			221	1,423	44	194	1	2,830	14	
										2,035	221	413	13	5,954	99	8	0		295	2,704	229	419	13	6,249	15	
										2,779	183	429	5	4,789	54	13	7		115	2,833	196	436	5	4,904	16	
										3,291	277	211	5	6,372	101	3	0		201	3,392	280	220	5	6,573	17	
										90		4		145	12				32	102		4		177	18	
										2,658	80	671	4	5,917	56	29	3		101	2,714	109	674	4	5,718	19	
										2,823	10	331	1	5,512	99		0		333	2,922	10	340	1	5,845	20	
					3				3	1,718	03	491	4	3,501	96		18		60	1,784	63	509	4	3,561	21	
										4,583	472	581	31	7,708	210	18	14		482	4,796	490	595	31	8,193	22	
										4,796	36	991	2	9,197	87	3	13		245	4,853	39	704	2	9,442	23	
					5				10	6,165	1,016	158	7	11,205	163	1	7		387	6,328	1,017	165	7	11,592	24	
										1,233	82	168	8	2,009	65	3	16		198	1,303	85	184	8	2,217	25	
6				18	260				511	49,762	3,904	6,614	199	94,937	1,866	192	150		4,401	51,894	4,096	6,664	199	99,767		
										614		222		1,180	1				15	645		222		1,195	26	
				4						16		8		25	4				8	20		8		33	27	
										11		1		40						11		1		53	28	
				4						671		231		1,254	5				23	676		231		1,281		
6				22	260				511	50,433	3,094	6,745	199	96,091	1,871	192	150		4,424	52,570	4,096	6,895	199	101,048		
										214				460	16				75	230				555	29	
										99	9			103	5				23	104	9			216	30	
										78		3		154	17				45	95		3		199	31	
										77		4		176					10	77		4		186	32	
6				18	244				492	163				247	7				51	170				298	33	
										1,484	1	7		3,100	219	8			629	1,983	9	7		4,239	34	
										309	10	14		878	46	3	2		136	406	13	16		1,014	35	
										80		1		160	22		1		46	102		2		206	36	
										68				169	8	5			28	76	5			197	37	
										62	3	1		185	12				33	74	3	1		218	38	
										229				609	1				1	230				610	39	
6				18	244				492	2,914		23	30		6,351	382	16	3		1,077	3,547	39	33		7,938	
28					771					150,428					6,487					157,714						



Table XV.

OCCUPATIONS.  
XIV. Glass, Earthen  
and Stoneware.

302

TABLE  
Occupations

CLASS D.—PREPARATION

CLASS D.—PREPARATION

NUMBER.	DISTRICT, STATE OR CITY.	Order XIII.—Metals and Precious Stones—concl'd.					Order XIV.— Sub-order 47.—Glass and Chinaware.														
		Total Order XIII.					* 332. MAKERS OF GLASS AND CHINAWARE OTHER THAN RANGLES.					333. SELLERS OF GLASS AND CHINAWARE OTHER THAN RANGLES.					Total Sub-order 47.				
		Actual workers.				Dependents.	Actual workers.				Dependents.	Actual workers.				Dependents.	Actual workers.				Dependents.
		Total.		Partially Agricul- turist.			Total.		Partially Agricul- turist.			Total.		Partially Agricul- turist.			Total.		Partially Agricul- turist.		
		Males.	Females.	Males.	Females.		Males.	Females.	Males.	Females.		Males.	Females.	Males.	Females.		Males.	Females.	Males.	Females.	
		1748	1749	1750	1751	1752	1753	1754	1755	1756	1757	1758	1759	1760	1761	1762	1763	1764	1765	1766	1767
1	GANJAM ...	8,457	277	1,086	15	15,786						32		1		30	32		1		30
2	AGENCY, GANJAM ...	968	356	106	18	1,945															
3	VIZAGAPATAM ...	10,121	865	1,349	93	18,381						33	2	6		77	33	2	6		77
4	AGENCY, VIZAGAPATAM ...	3,532	430	216	14	8,185						2				24	7				24
5	GÓDÁVARI ...	10,973	183	593	5	21,394						7	6			24	7	6			24
6	AGENCY, GÓDÁVARI ...	504	2	20		1,094						1	1			2	1	1			2
7	KISTNA ...	8,593	168	893	8	14,572					1	12	3	2		11	12	3	2		12
8	NELLORE ...	5,153	338	670	9	8,827						31	24	4		83	31	24	4		83
9	CHIDDAPOH ...	3,903	521	456	38	7,570						4	1			1	4	1			1
10	KURNOOL ...	2,270	148	389	25	3,719						3				4	3				4
11	BELLARY ...	3,668	306	498	35	6,272						35	1			102	35	1			102
12	ANANTAPUR ...	2,497	335	202	4	4,302						15	4	3		24	15	4	3		24
13	MADRAS ...	8,090	65	49		17,478						212	10	1		467	212	10	1		467
14	CHINGLEPUT ...	4,979	207	485	1	9,490						39	1			91	39	1			91
15	NORTH ARCOT ...	8,616	382	1,097	13	18,902	1					35	1	5		125	36	1	5		125
16	SALEM ...	8,594	528	1,190	15	15,738						10				11	10				11
17	COIMBATORE ...	9,813	831	585	8	18,944	11				40	5				19	16				59
18	NILGIRIS ...	469	3	14		609						7	8			44	7	8			44
19	SOUTH ARCOT ...	8,958	384	1,401	25	15,273					1	24	1	1		45	24	1	1		46
20	TANJORE ...	13,818	158	1,240	7	30,255					2	53	1	2		217	53	1	2		219
21	TRICHINOPOLY ...	6,728	98	1,295	4	13,930						28	8	1		113	28	8	1		113
22	MADRAS ...	15,103	1,208	1,432	71	27,709						24				174	24				174
23	TINNEVELLY ...	14,344	274	1,890	32	28,105						29		6		52	29		6		52
24	MALABAR ...	15,759	1,452	554	17	31,500						165		1		447	165		1		447
25	SOUTH CANARA ...	5,589	353	653	43	9,325						14				54	14				54
Total, British Terry.		180,599	9,874	18,348	490	349,171	12				44	620	72	33		2,218	632	72	33		2,262
26	PUDUKKÓTTAI ...	1,850	7	392	1	3,582						1				14	1				14
27	BANGANAPALLE ...	90		11		143										3					3
28	SANDUR ...	55	2	3		142															
Total, Feudatories.		1,095	9	406	1	3,867						1				17	1				17
Grand Total		182,594	9,883	18,754	491	353,038	12				44	621	72	33		2,235	633	72	33		2,279
29	BELLARY CITY ...	558	5	7		1,215						30				94	30				94
30	CALICUT CITY ...	496	13	3		1,048						26				97	26				97
31	COIMBATORE CITY ...	510	10	13		1,151	11				39	5				19	16				58
32	CHIDDAPORE CITY ...	369	7	18		796					1	9				17	9				18
33	KUMRAKONAM CITY ...	1,649	4	50		3,474						3				24	3				24
34	MADRAS CITY ...	8,090	65	49		17,478						212	10	1		467	212	10	1		467
35	MADRAS CITY ...	1,863	40	65		3,824						11				29	11				29
36	NEGAPATAM CITY ...	886	2	12		2,344					2	13		1		50	13		1		52
37	SALEM CITY ...	629	57	29		1,514						4				2	4				2
38	TANJORE CITY ...	665	23	22	1	1,781						5				19	5				19
39	TRICHINOPOLY CITY ...	1,421	8	10		3,720						22	8			94	22	8			94
Total, Cities		16,927	332	278	1	38,375	11				42	340	18	2		912	351	18	2		954
Total Workers and Dependents in the Presidency.		545,515					56					3,128					3,184				

\* There are no entries under groups Nos. 330 and 331.

**Table XV.**  
**OCCUPATIONS.**  
**XIV. Glass, Earthen**  
**and Stoneware.**

XV.

—continued.

AND SUPPLY OF MATERIAL SUBSTANCES—cont.

Glass, Earthen and Stoneware.

Sub-order 48.—Earthen and Stoneware.																				
* 336. POTTERS AND POT AND PIPE-BOWL MAKERS.					337. SELLERS OF POTTERYWARE.					338. GRINDSTONE AND MILLSTONE MAKERS AND MENDERS.					339. GRINDSTONE AND MILLSTONE SELLERS.					NUMBER.
Actual workers.				Dependents.	Actual workers.				Dependents.	Actual workers.				Dependents.	Actual workers.				Dependents.	
Total.		Partially Agriculturist.			Total.		Partially Agriculturist.			Total.		Partially Agriculturist.			Total.		Partially Agriculturist.			
Males.	Females.	Males.	Females.		Males.	Females.	Males.	Females.		Males.	Females.	Males.	Females.		Males.	Females.	Males.	Females.		
1768	1769	1770	1771	1772	1773	1774	1775	1776	1777	1778	1779	1780	1781	1782	1783	1784	1785	1786	1787	
3,018	813	1,921	106	3,922	1,033	1,828	219	257	1,342	1	1	...	...	17	19	6	...	...	9	1
709	387	267	159	1,110	54	23	10	10	103	...	...	...	...	...	...	...	...	...	...	2
1,419	913	110	51	1,231	1,765	1,983	91	47	1,646	4	...	...	...	4	1	2	...	...	3	3
874	187	82	5	1,376	630	403	30	7	1,130	...	...	...	...	...	...	...	...	...	...	4
2,746	467	914	20	3,770	475	596	128	11	1,732	29	4	...	...	65	11	1	...	...	26	5
186	12	39	1	303	34	32	20	...	96	...	...	...	...	...	...	...	...	...	...	6
4,156	1,399	1,251	194	6,720	641	328	176	59	777	146	13	15	...	162	15	2	...	...	28	7
3,636	1,295	1,276	166	5,059	873	482	338	46	1,389	40	1	1	...	59	12	4	...	...	39	8
2,101	713	603	117	2,539	449	510	133	50	729	33	4	...	...	32	5	2	1	...	8	9
1,334	588	450	105	1,761	498	333	135	53	586	132	27	7	2	189	58	7	2	...	50	10
879	504	185	24	1,175	347	243	34	15	472	156	114	3	1	313	61	43	2	...	91	11
1,018	441	165	17	1,367	394	195	43	1	423	50	4	...	...	38	...	...	...	...	...	12
243	47	4	...	553	27	25	...	...	84	...	...	...	...	4	...	...	...	...	3	13
2,210	1,045	354	29	3,352	307	333	33	8	645	9	4	...	...	20	...	...	...	...	...	14
3,404	1,649	848	202	5,429	437	231	62	12	655	5	2	2	...	21	...	...	...	...	1	15
3,711	2,842	369	153	4,161	211	398	54	23	677	21	...	1	...	14	...	...	...	...	2	16
5,610	3,788	290	82	7,662	486	369	31	2	590	28	4	...	...	54	...	...	...	...	...	17
3	15	...	...	9	...	...	...	...	...	...	...	...	...	...	...	...	...	...	...	18
2,830	1,606	516	88	4,055	289	133	73	3	582	10	...	...	...	6	1	1	...	...	3	19
3,253	1,488	382	64	3,055	577	1,032	36	3	1,522	6	46	...	...	62	41	19	...	...	49	20
2,224	1,696	401	98	2,122	197	303	25	5	342	...	10	...	...	9	8	6	...	...	28	21
3,854	3,928	530	327	4,554	833	439	161	21	662	...	...	...	...	...	...	...	...	...	1	22
3,771	2,349	443	79	3,791	513	374	70	13	489	22	2	3	2	2	5	...	...	...	...	23
3,408	1,897	262	61	4,239	378	680	10	1	1,081	6	...	...	...	12	3	2	...	...	26	24
1,440	1,544	290	209	1,658	184	125	45	...	163	91	...	3	...	63	...	...	...	...	...	25
57,927	31,613	10,652	2,357	74,994	11,632	11,406	1,957	647	17,917	789	236	35	5	1,146	241	95	5	...	367	
1,049	1,087	428	262	844	56	338	25	59	122	6	1	...	...	2	2	5	...	...	2	26
73	28	15	...	65	...	...	...	...	...	...	...	...	...	...	...	...	...	...	...	27
9	8	...	...	12	...	...	...	...	...	...	...	...	...	...	...	...	...	...	...	28
1,131	1,123	443	262	921	56	338	25	59	122	6	1	...	...	2	2	5	...	...	2	
59,058	32,736	11,395	2,619	75,915	11,688	11,744	1,962	706	18,039	795	237	35	5	1,148	243	100	5	...	369	
37	16	...	...	84	5	6	...	...	12	1	...	...	...	2	...	...	...	...	...	29
13	2	...	...	15	...	...	...	...	1	...	...	...	...	...	...	...	...	...	...	30
100	48	...	...	231	8	4	1	...	5	...	...	...	...	...	...	...	...	...	...	31
90	9	2	...	36	...	5	...	1	3	...	...	...	...	...	...	...	...	...	1	32
29	14	...	1	42	3	12	...	1	12	...	...	...	...	...	4	...	...	...	...	33
243	47	4	...	583	27	35	...	...	84	...	...	...	...	4	...	...	...	...	3	34
115	112	3	...	123	12	5	2	...	29	...	...	...	...	...	...	...	...	...	...	35
8	3	...	...	20	8	17	1	...	44	...	...	...	...	...	...	...	...	...	...	36
106	45	4	...	167	...	28	...	...	34	...	...	...	...	2	...	...	...	...	2	37
102	2	...	...	47	1	98	...	...	60	...	...	...	...	...	...	2	...	...	1	38
38	49	...	...	81	...	...	...	...	...	...	...	...	...	...	...	...	...	...	...	39
881	347	13	1	1,429	64	210	4	2	284	1	...	...	...	8	4	2	...	...	7	
167,709					41,471					2,180					712					

\* There are no entries under groups Nos. 334 and 335.



Table XV.

OCCUPATIONS.  
XV. Wood, Cane and  
Leaves, Etc.

304

## TABLE

## Occupations

CLASS D.—PREPARATION															
Order XIV.—Glass, Earthen and Stoneware— <i>concl'd.</i>															
Sub-Order 48.—Earthen and Stoneware— <i>concl'd.</i>															
Total Order XIV.															
* 342, SAW MILLS: OWNERS, MANAGERS AND SUPERIOR STAFF.															
Actual workers.															
Actual workers.															
Actual workers.															
Total.															
Total.															
Total.															
Total.															
Total.															
Total.															
Total.															
Total.															
Total.															
Total.															
Total.															
Total.															
Total.															
Total.															
Total.															
Total.															
Total.															
Total.															
Total.															
Total.															
Total.															
Total.															
Total.															
Total.															
Total.															
Total.															
Total.															
Total.															
Total.															
Total.															
Total.															
Total.															
Total.															
Total.															
Total.															
Total.															
Total.															
Total.															
Total.															
Total.															
Total.															
Total.															
Total.															
Total.															
Total.															
Total.															
Total.															
Total.															
Total.															
Total.															
Total.															
Total.															
Total.															
Total.															
Total.															
Total.															
Total.															
Total.															
Total.															
Total.															
Total.															
Total.															
Total.															
Total.															
Total.															
Total.															
Total.															
Total.															
Total.															
Total.															
Total.															
Total.															
Total.															
Total.															
Total.															
Total.															
Total.															
Total.															
Total.															
Total.															
Total.															
Total.															
Total.															
Total.															
Total.															
Total.															
Total.															
Total.															
Total.															
Total.															
Total.															
Total.															
Total.															
Total.															
Total.															
Total.															
Total.															
Total.															
Total.															
Total.															
Total.															
Total.															
Total.															
Total.															
Total.															
Total.															
Total.															
Total.															
Total.															
Total.															
Total.															
Total.															
Total.															
Total.															
Total.															
Total.															
Total.															
Total.															
Total.															
Total.															
Total.															
Total.															
Total.															
Total.															
Total.															
Total.															
Total.															
Total.															
Total.															
Total.															
Total.															
Total.															
Total.															
Total.															
Total.															
Total.															
Total.															
Total.															
Total.															
Total.															
Total.															
Total.															
Total.															
Total.															
Total.															
Total.															
Total.															
Total.															
Total.															
Total.															
Total.															
Total.															
Total.															
Total.															
Total.															
Total.															
Total.															
Total.															
Total.															
Total.															
Total.															
Total.															
Total.															
Total.															
Total.															
Total.															
Total.															
Total.															
Total.															
Total.															
Total.															
Total.															
Total.															
Total.															
Total.															
Total.															
Total.															
Total.															
Total.															
Total.															
Total.															
Total.															
Total.															
Total.															
Total.															
Total.															
Total.															
Total.															
Total.															
Total.															
Total.															
Total.															
Total.															
Total.															
Total.															
Total.															
Total.															
Total.															
Total.															
Total.															
Total.															
Total.															
Total.															
Total.															
Total.															
Total.															
Total.															
Total.															
Total.															
Total.															
Total.															
Total.															
Total.															
Total.															
Total.															
Total.															
Total.															
Total.															
Total.															
Total.															
Total.															
Total.															
Total.															
Total.															
Total.															
Total.															
Total.															
Total.															
Total.															
Total.															
Total.															
Total.															
Total.															
Total.															
Total.															
Total.															
Total.															
Total.															
Total.															
Total.															
Total.															
Total.															
Total.															
Total.															
Total.															
Total.															
Total.															
Total.															
Total.															
Total.															
Total.															
Total.															
Total.															
Total.															
Total.															
Total.															
Total.															
Total.															
Total.															
Total.															
Total.															
Total.															
Total.															
Total.															
Total.															
Total.															
Total.															
Total.															
Total.															
Total.															
Total.															
Total.															
Total.															
Total.															
Total.															
Total.															
Total.															
Total.															
Total.															
Total.															
Total.															
Total.															
Total.															
Total.															
Total.															
Total.															
Total.															
Total.															
Total.															
Total.															
Total.															
Total.															
Total.															
Total.															
Total.															
Total.															
Total.															
Total.															
Total.															
Total.															
Total.															
Total.															
Total.															
Total.															
Total.															
Total.															
Total.															
Total.															
Total.															
Total.															
Total.															
Total.															
Total.															
Total.															
Total.															
Total.															
Total.															
Total.															
Total.															

\* There are no entries under groups Nos. 340 and 341.



## XV.

—continued.

AND SUPPLY OF MATERIAL SUBSTANCES—cont.

Table XV.

OCCUPATIONS.  
XV. Wood, Cane and  
Leaves, Etc.

305

## Order XV.—Wood, Cane and Leaves, Etc.

## Sub-order 49.—Wood and Bamboos.

343. SAW MILLS / WORKMEN AND OTHER SUBORDINATES.					344. CARPENTERS.					345. DEALERS IN TIMBER AND BAMBOOS.					346. WOOD-CUTTERS AND SAWYERS.					NUMBER.
Actual workers.				Dependents.	Actual workers.				Dependents.	Actual workers.				Dependents.	Actual workers.				Dependents.	
Total.		Partially Agricul- turist.			Total.		Partially Agri- culturist.			Total.		Partially Agri- culturist.			Total.		Partially Agri- culturist.			
Males.	Females.	Males.	Females.	Both sexes.	Males.	Females.	Males.	Females.	Both sexes.	Males.	Females.	Males.	Females.	Both sexes.	Males.	Females.	Males.	Females.	Both sexes.	
1803	1804	1805	1806	1807	1808	1809	1810	1811	1812	1813	1814	1815	1816	1817	1818	1819	1820	1821	1822	
...	...	...	...	...	4,831	254	1,080	15	9,367	204	240	22	33	725	397	...	48	...	571	
...	...	...	...	...	46	...	4	...	93	...	8	...	...	2	...	...	...	...	2	
...	...	...	...	...	10,867	893	2,912	189	17,540	185	123	2	1	283	190	13	15	...	199	
...	...	...	...	...	264	16	19	...	494	9	8	...	...	19	5	...	...	...	13	
87	...	7	...	325	6,294	41	748	3	12,705	208	22	18	...	578	783	...	37	...	1,376	
...	...	...	...	...	231	5	22	...	496	244	...	22	...	258	81	7	1	1	130	
...	...	...	...	...	6,409	88	1,119	11	11,462	271	71	9	...	447	785	13	35	1	734	
...	...	...	...	...	4,169	114	1,072	13	7,456	120	...	21	...	218	601	184	72	2	881	
...	...	...	...	...	1,421	110	276	11	2,611	44	1	5	...	43	171	6	27	2	202	
...	...	...	...	...	1,552	91	425	25	2,472	1	...	...	...	8	326	14	35	...	248	
...	...	...	...	...	1,897	21	370	2	3,499	59	38	3	...	172	265	4	17	...	396	
...	...	...	...	...	794	56	76	...	1,510	12	2	...	...	15	105	3	1	...	214	
...	...	...	...	...	3,272	...	6	...	6,944	207	6	7	...	647	494	...	...	...	1,099	
...	...	...	...	5	3,372	58	448	4	6,748	46	5	3	2	140	522	40	14	...	1,122	
...	...	...	...	...	3,365	81	746	11	6,970	156	2	22	...	326	839	14	46	...	1,705	
...	...	...	...	...	3,535	218	424	12	6,276	227	81	16	4	437	953	71	22	...	1,074	
...	...	...	...	...	5,310	266	293	3	9,321	400	13	22	...	701	957	86	14	...	1,604	
...	...	...	...	...	415	...	4	...	588	5	...	...	...	12	204	12	7	...	248	
...	...	...	...	...	4,436	117	1,025	14	9,028	134	38	10	...	258	515	151	32	2	955	
...	...	...	...	...	6,687	32	1,070	4	14,196	69	2	3	...	215	896	6	13	2	1,686	
...	...	...	...	...	3,352	24	759	5	6,898	115	11	14	...	272	338	8	12	...	609	
...	...	...	...	...	8,176	269	1,035	41	13,285	219	62	23	...	388	764	21	38	...	1,001	
...	...	...	...	...	6,483	55	1,044	5	12,855	192	4	30	...	495	1,028	32	82	...	1,609	
107	2	3	...	179	14,089	339	445	1	29,872	1,246	28	101	...	3,476	8,641	83	340	...	15,120	
...	...	...	...	...	3,453	19	346	...	5,122	55	...	7	...	116	898	4	131	...	1,272	
194	2	10	...	509	105,620	3,167	15,768	369	197,658	4,488	764	369	40	10,251	20,758	781	1,039	10	34,068	
...	...	...	...	...	1,297	58	361	4	2,139	18	...	5	...	34	158	...	29	...	182	
...	...	...	...	...	40	...	9	...	56	...	...	...	...	...	12	...	...	...	1	
...	...	...	...	...	25	...	4	...	13	...	...	...	...	...	10	...	1	...	17	
...	...	...	...	...	1,362	58	374	4	2,208	18	...	5	...	34	180	...	21	...	200	
194	2	10	...	509	106,982	3,225	16,142	373	200,066	4,506	764	365	40	10,285	20,938	781	1,060	10	34,268	
...	...	...	...	...	285	...	2	...	682	31	...	...	...	96	112	...	...	...	170	
102	2	3	...	176	381	...	5	...	574	271	...	23	...	980	789	...	13	...	1,196	
...	...	...	...	...	148	...	1	...	266	39	...	9	...	136	11	...	...	...	16	
...	...	...	...	...	165	4	12	1	335	4	25	...	...	29	28	...	2	...	62	
...	...	...	...	...	211	...	2	...	438	13	...	...	...	40	107	...	...	...	160	
...	...	...	...	...	3,272	...	6	...	6,944	207	6	7	...	647	494	...	...	...	1,099	
...	...	...	...	...	338	5	11	1	833	32	1	2	...	77	66	...	...	...	5	
...	...	...	...	...	212	...	...	...	392	8	...	1	...	42	38	...	...	...	65	
...	...	...	...	...	236	10	2	...	435	12	14	...	1	150	123	9	7	...	207	
...	...	...	...	...	212	3	...	...	471	18	...	1	...	61	59	...	1	...	75	
...	...	...	...	...	501	...	2	...	1,278	53	1	2	...	145	142	1	1	...	303	
102	2	3	...	176	5,961	22	43	2	12,648	688	47	45	1	2,403	1,969	10	24	...	3,358	
705					310,273					15,555					55,987					



**Table XV.**  
**OCCUPATIONS.**  
**XV. Wood, Cane and**  
**Leaves, Etc.**

**TABLE**  
**Occupations**

NUMBER.		DISTRICT, STATE OR CITY.		CLASS D.—PREPARATION														
				Order XV.—														
				Sub-order 49.—Wood and Bamboos— <i>coult.</i>					Sub-order 50.—									
				Total Sub-order 49.					347. BASKETS, MATS, FANS, SCREENS, BROOMS, ETC., MAKERS AND SELLERS.					348. COMB AND TOOTHSTICK MAKERS AND SELLERS.				
				Actual workers.				Dependents.	Actual workers.				Dependents.	Actual workers.				Dependents.
				Total.		Partially Agriculturist.			Total.		Partially Agriculturist.			Total.		Partially Agricul- turist.		
				Males.	Females.	Males.	Females.		Both sexes.	Males.	Females.	Males.		Females.	Both sexes.	Males.	Females.	
		1823	1824	1825	1826	1827	1828	1829	1830	1831	1832	1833	1834	1835	1836	1837		
1	GANJAM	5,492	503	1,150	48	10,663	2,595	3,258	149	128	2,854	13	17	2	...	32		
2	AGENCY, GANJAM	46	8	4	...	95	341	247	28	12	406	3	...	...	...	...		
3	VIZAGAPATAM	11,242	1,029	2,929	190	18,022	4,376	4,326	224	217	4,519	49	68	2	1	100		
4	AGENCY, VIZAGAPATAM	278	24	19	...	526	482	300	95	7	822	33	7	...	...	33		
5	GODÁVARI	7,373	63	810	3	15,058	3,077	3,332	75	71	4,396	42	22	...	...	62		
6	AGENCY, GODÁVARI	556	12	45	1	884	188	147	65	49	199	3	...	...	...	2		
7	KISTNA	7,465	172	1,163	12	12,633	4,887	4,159	458	280	6,550	170	85	14	4	314		
8	NELLORE	4,890	298	1,165	15	8,555	1,712	1,783	105	49	1,943	97	80	3	2	138		
9	CUDDAPAH	1,636	117	398	13	2,856	2,005	2,185	155	70	3,697	157	91	2	5	191		
10	KURNOOL	1,879	105	460	25	2,728	1,943	2,057	63	74	2,644	66	23	...	...	13		
11	BELLARY	2,221	63	390	2	4,067	1,497	1,878	55	45	2,197	16	16	1	...	13		
12	ANANTAPUR	911	61	77	...	1,739	995	733	36	20	1,308	53	51	2	1	53		
13	MADRAS	3,973	6	13	...	8,690	508	197	2	...	947	8	3	...	...	11		
14	CHINGLEPUT	3,940	112	465	6	8,015	1,787	1,499	97	6	2,747	35	31	...	1	42		
15	NORTH ARCOT	4,360	97	814	11	9,001	2,725	2,037	170	48	3,916	121	67	3	...	167		
16	SALEM	4,715	370	462	16	7,787	2,076	3,449	119	91	3,065	118	72	9	4	93		
17	COIMBATORE	6,667	365	329	3	11,626	2,338	3,789	44	36	3,997	59	35	...	...	62		
18	NILGIRI	624	12	11	...	848	4	8	...	...	10	...	...	...	...	...		
19	SOUTH ARCOT	5,085	306	1,067	16	10,241	2,694	2,079	255	64	3,933	47	27	7	2	72		
20	TANJORE	7,652	40	1,086	6	16,097	2,684	2,956	67	58	4,359	53	13	1	...	94		
21	TRICHINOPOLY	3,805	33	785	5	7,779	1,573	2,336	72	20	2,023	74	24	6	...	91		
22	MADRAS	9,159	352	1,096	41	14,674	2,036	3,977	68	62	3,637	64	48	...	...	62		
23	TINNEVELLY	7,703	91	1,156	5	14,959	2,221	6,041	92	55	4,837	47	29	1	...	62		
24	MALABAR	24,992	452	890	1	48,667	8,329	16,324	378	769	13,043	3	7	...	...	14		
25	SOUTH CANARA	4,406	23	484	...	6,510	1,595	3,217	87	128	2,328	27	2	1	...	31		
Total, British Terry.		131,070	4,714	17,178	419	242,720	55,178	73,514	2,959	2,359	80,317	1,358	818	54	20	1,753		
26	PUDUKKÓTTAI	1,473	58	386	4	2,355	364	400	49	40	317	...	...	...	...	...		
27	HANGANAPALLE	52	...	9	...	57	35	68	...	...	54	...	...	...	...	...		
28	SANDUR	35	...	5	...	30	41	34	1	...	40	...	...	...	...	...		
Total, Feudatories.		1,560	58	400	4	2,442	340	502	50	40	411	...	...	...	...	...		
Grand Total		132,630	4,772	17,578	423	245,162	55,518	74,076	3,009	2,399	80,728	1,358	818	54	20	1,753		
29	BELLARY CITY	428	...	2	...	948	100	116	...	...	195	...	2	...	...	...		
30	CALICUT CITY	1,547	2	44	...	2,944	187	153	4	15	296	...	...	...	...	...		
31	COIMBATORE CITY	198	...	10	...	418	76	456	...	...	227	2	1	...	...	...		
32	CUDDALORE CITY	197	29	14	1	426	59	6	4	2	245	...	...	...	...	...		
33	KUMBHAKONAM CITY	331	...	2	...	638	49	46	...	...	89	...	1	...	...	...		
34	MADRAS CITY	3,973	6	13	...	8,690	508	197	2	...	947	8	3	...	...	11		
35	MADRAS CITY	436	6	13	1	915	60	81	1	...	173	...	...	...	...	2		
36	NEGAPATAM CITY	258	...	1	...	499	25	59	...	...	92	3	...	...	...	4		
37	SALEM CITY	371	33	9	1	792	87	198	...	...	214	1	1	...	...	...		
38	TANJORE CITY	289	3	2	...	607	51	49	...	...	94	...	...	...	...	3		
39	TRICHINOPOLY CITY	696	2	5	...	1,726	169	136	...	...	265	...	1	...	...	1		
Total, Cities		8,724	81	115	3	18,603	1,301	1,197	11	17	2,837	14	9	...	...	21		
Total Workers and Dependents in the Presidency.		382,564					210,322					3,929						



Table XV.

OCCUPATIONS.  
XVI. Drugs, Gums,  
Dyes, Etc.

XV.

—continued.

AND SUPPLY OF MATERIAL SUBSTANCES—cont.

Wood, Cane and Leaves, Etc.—concl.

Canework, Matting and Leaves, Etc.

Order XVI.—Drugs, Gums,  
Dyes, Etc.Sub-order 51.—Gums, Wax, Re-  
sins and similar Forest Produce.\* 354. CAMPHOR, GUM AND  
INDIA-RUBBER COLLECTORS.

349. LEAF-PLATE MAKERS AND SELLERS.					Total Sub-order 50.					Total Order XV.					* 354. CAMPHOR, GUM AND INDIA-RUBBER COLLECTORS.					NUMBER.
Actual workers.				Dependents, Both sexes.	Actual workers.				Dependents, Both sexes.	Actual workers.				Dependents, Both sexes.	Actual workers.				Dependents, Both sexes.	
Total.		Partially Agri- culturist.			Total.		Partially Agriculturist.			Total.		Partially Agriculturist.			Total.		Partially Agri- culturist.			
Males.	Females.	Males.	Females.	Males.	Females.	Males.	Females.	Males.	Females.	Males.	Females.	Males.	Females.	Males.	Females.	Males.	Females.			
1838	1839	1840	1841	1842	1843	1844	1845	1846	1847	1848	1849	1850	1851	1852	1853	1854	1855	1856	1857	
88	807	15	9	234	2,696	4,142	166	137	3,120	8,188	4,645	1,316	185	13,783						
2	3			1	346	250	28	12	407	392	258	32	12	502					1	
328	952	26	1	395	4,753	5,346	252	219	5,014	15,995	6,375	3,181	499	23,036					2	
21	195		1	73	536	502	95	8	928	814	526	114	8	1,454					3	
38	221			133	3,157	3,575	75	71	4,591	10,530	3,638	885	74	19,649					4	
22	20	1		43	213	167	66	49	244	769	179	111	50	1,128					5	
572	136	44	41	489	5,629	4,380	516	325	7,353	13,994	4,552	1,679	377	19,986	1				6	
103	493	1	17	212	1,912	2,356	109	68	2,293	6,802	2,654	1,274	83	10,848					7	
78	205	1	2	189	2,840	2,481	158	77	4,047	4,476	2,398	406	90	6,903					8	
133	152	4	2	92	2,142	2,232	67	76	2,749	4,021	2,337	527	101	5,477					9	
32	6	1	1	36	1,545	1,900	57	46	2,216	3,766	1,963	447	48	6,283					10	
17	16			29	975	800	38	21	1,390	1,886	861	115	21	3,129					11	
26	26			112	542	226	2		1,070	4,515	232	15		9,760					12	
23	89			48	1,845	1,619	97	7	2,837	5,785	1,731	562	13	10,852					13	
16	290	3		232	2,945	2,394	176	48	4,315	7,305	2,491	990	59	13,316					14	
247	286	10	4	218	2,441	3,807	147	99	3,376	7,156	4,177	609	115	11,163					15	
2,576	2,783	76	57	3,579	4,973	6,807	120	93	7,639	11,640	6,972	449	96	19,265					16	
					4	8			10	628	20	11		858					17	
8	58			40	2,749	2,764	262	66	4,054	7,834	3,070	1,329	82	14,295	6		1		18	
98	34	33		185	2,835	3,003	101	58	4,638	10,487	3,043	1,187	64	20,735	3				19	
24	54	1		116	1,671	2,414	79	20	2,230	5,476	2,447	864	25	10,009					20	
200	208	5	3	186	2,300	4,233	73	65	3,885	11,459	4,585	1,169	106	18,559					21	
6	12			77	2,274	6,682	93	55	4,976	9,977	6,775	1,249	69	19,935					22	
77	35	1	2	121	8,409	16,366	379	771	13,178	33,401	16,818	1,269	772	61,845	1				23	
	7			4	1,622	3,226	88	128	2,363	6,029	3,249	572	128	8,575					24	
																			25	
4,818	7,148	231	140	6,853	61,354	81,480	3,344	2,519	85,923	192,424	86,194	20,422	2,938	331,643	11		1		26	
					264	460	49	40	317	1,737	518	435	44	2,672					27	
2	3			2	37	71			56	89	71	9		115					28	
1	9				42	43	1		40	77	45	6		70						
3	12			2	343	574	50	40	413	1,993	632	450	44	2,553						
4,821	7,160	231	140	6,855	61,697	82,054	3,294	2,559	89,336	194,337	86,826	20,572	2,952	334,498	11		1		29	
				1	100	118			196	528	118	2		1,144					30	
25	3			57	187	153	4	15	296	1,734	155	48	15	3,240					31	
1	5				103	160			284	301	160	10		702					32	
6				8	60	11	4	2	245	257	40	18	3	671					33	
26	26			112	542	226	2		97	336	47	2		735	3				34	
					60	81	1		1,070	4,515	232	15		9,760					35	
6	6			13	34	65			175	496	87	14	1	1,090					36	
11	22	11		21	99	221	11		109	292	65	1		605					37	
36	2	1		77	87	51	1		235	470	254	20	1	1,027					38	
22	29			101	121	166			174	376	34	5		781					39	
									367	817	168			2,993						
133	98	12		390	1,448	1,299	23	17	3,248	10,172	1,380	138	20	21,531	3				8	
18,836					233,087					615,051					34					

\* There are no entries under groups Nos. 350, 351, 352 and 353.



Table XV.

OCCUPATIONS.  
XVI. Drugs, Gums,  
Dyes, Etc.

308

TABLE  
Occupations

NUMBER.		DISTRICT, STATE OR CITY.		CLASS D.—PREPARATION																			
				Order XVI.—																			
				Sub-order 51.—Gums, Wax, Resins and similar Forest																			
				355. CAMPHOR, GUM AND INDIA-RUBBER SELLERS.					356. CATECHU PREPARERS.					357. CATECHU SELLERS.					* 359. LAC SELLERS.				
				Actual workers.				Dependents.	Actual workers.				Dependents.	Actual workers.				Dependents.	Actual workers.				Dependents.
				Total.		Partially Agri- culturist.			Total.		Partially Agri- culturist.			Total.		Partially Agri- culturist.			Total.		Partially Agri- culturist.		
				Males.	Females.	Males.	Females.		Males.	Females.	Males.	Females.		Males.	Females.	Males.	Females.		Males.	Females.	Males.	Females.	
1858	1859	1860	1861	1862	1863	1864	1865	1866	1867	1868	1869	1870	1871	1872	1873	1874	1875	1876	1877				
1	GANJAM ...	2	...	...	...	5	...	...	...	...	...	...	...	...	...	...	...	...	...	...			
2	AGENCY, GANJAM ...	...	...	...	...	...	...	...	...	...	...	...	...	...	...	...	...	...	...	...			
3	VIZAGAPATAM ...	...	...	...	...	...	...	...	...	...	...	...	...	...	...	9	9	...	...	38			
4	AGENCY, VIZAGAPATAM.	...	...	...	...	...	...	...	...	...	...	...	...	...	...	48	5	...	...	77			
5	GÓDÁVARI ...	1	...	...	...	10	...	...	...	...	...	...	...	...	...	...	...	...	...	...			
6	AGENCY, GÓDÁVARI ...	...	...	...	...	...	...	...	...	...	...	...	...	...	...	...	...	...	...	...			
7	KISTNA ...	5	2	...	...	21	...	...	...	...	...	...	...	...	...	...	...	...	...	...			
8	NELLORE ...	3	2	...	...	8	...	...	...	...	...	...	...	...	...	...	...	...	...	...			
9	CUDDAPAH ...	1	...	...	...	2	...	...	...	...	...	...	...	...	...	...	...	...	...	...			
10	KURNOOL ...	...	...	...	...	...	...	...	...	...	...	...	...	...	...	...	...	...	...	...			
11	BELLARY ...	2	...	...	...	...	...	...	...	...	...	...	...	...	...	...	...	...	...	...			
12	ANANTAPUR ...	...	...	...	...	...	...	...	...	...	...	...	...	...	...	...	...	...	...	...			
13	MADRAS ...	7	...	...	...	36	...	...	...	...	...	...	...	...	...	...	...	...	...	...			
14	CHINGLEPUT ...	1	...	...	...	3	...	...	...	...	...	...	...	...	...	...	...	...	...	3			
15	NORTH ARCOT ...	...	...	...	...	2	...	...	...	...	...	...	...	...	...	...	...	...	...	...			
16	SALEM ...	...	7	...	...	9	...	...	...	...	...	...	...	...	...	...	...	...	...	...			
17	COIMBATORE ...	2	...	...	...	1	...	...	...	...	...	...	...	...	...	...	...	...	...	...			
18	NILGIRIS ...	...	...	...	...	...	...	...	...	...	...	...	...	...	...	...	...	...	...	...			
19	SOUTH ARCOT ...	...	...	...	...	...	...	...	...	...	...	...	...	...	...	...	...	...	...	...			
20	TANJORE ...	2	...	...	...	5	...	...	...	...	...	...	...	...	...	...	...	...	...	...			
21	TRICHINOPOLY ...	...	...	...	...	...	...	...	...	...	...	...	...	...	...	...	...	...	...	...			
22	MADURA ...	13	1	...	...	36	...	...	...	...	...	...	...	...	...	1	...	...	...	1			
23	TINNEVELLY ...	7	...	1	...	11	...	...	...	...	...	...	...	...	...	2	...	...	...	...			
24	MALABAR ...	...	...	...	...	...	...	...	...	...	...	...	...	...	...	...	...	...	...	...			
25	SOUTH CANARA ...	...	...	...	...	...	4	10	1	...	24	7	...	...	13	...	...	...	...	...			
Total, British Terry.		46	12	1	...	149	4	19	1	...	24	7	...	...	13	60	14	...	...	119			
26	PUDUKKÓTTAI ...	...	...	...	...	...	...	...	...	...	...	...	...	...	...	...	...	...	...	...			
27	BANGANAPALLE ...	...	...	...	...	...	...	...	...	...	...	...	...	...	...	...	...	...	...	...			
28	SANDUR ...	...	...	...	...	...	...	...	...	...	...	...	...	...	...	...	...	...	...	...			
Total, Feudatories.		...	...	...	...	...	...	...	...	...	...	...	...	...	...	...	...	...	...	...			
Grand Total		46	12	1	...	149	4	19	1	...	24	7	...	...	13	60	14	...	...	119			
29	BELLARY CITY ...	...	...	...	...	...	...	...	...	...	...	...	...	...	...	...	...	...	...	...			
30	CALICUT CITY ...	...	...	...	...	...	...	...	...	...	...	...	...	...	...	...	...	...	...	...			
31	COIMBATORE CITY ...	...	...	...	...	...	...	...	...	...	...	...	...	...	...	...	...	...	...	...			
32	CUDDALORE CITY ...	...	...	...	...	...	...	...	...	...	...	...	...	...	...	...	...	...	...	...			
33	KUMBHAKONAM CITY ...	2	...	...	...	3	...	...	...	...	...	...	...	...	...	...	...	...	...	...			
34	MADRAS CITY ...	7	...	...	...	36	...	...	...	...	...	...	...	...	...	...	...	...	...	...			
35	MADURA CITY ...	...	...	...	...	...	...	...	...	...	...	...	...	...	...	...	...	...	...	...			
36	NEGAPATAM CITY ...	...	...	...	...	...	...	...	...	...	...	...	...	...	...	...	...	...	...	...			
37	SALEM CITY ...	...	...	...	...	...	...	...	...	...	...	...	...	...	...	...	...	...	...	...			
38	TANJORE CITY ...	...	...	...	...	...	...	...	...	...	...	...	...	...	...	...	...	...	...	...			
39	TRICHINOPOLY CITY ...	...	...	...	...	...	...	...	...	...	...	...	...	...	...	1	...	...	...	...			
Total, Cities		9	...	...	...	39	...	...	...	...	...	...	...	...	...	1	...	...	...	...			
Total Workers and Dependents in the Presidency.		207					47					20					193						

\* There are no entries under group No. 358.

Table XV.

OCCUPATIONS.  
XVI. Drugs, Gums,  
Dyes, Etc.

309

XV.

—continued.

AND SUPPLY OF MATERIAL SUBSTANCES—cont.

Drugs, Gums, Dyes, Etc.—cont.

Produce—concd.										Sub-order 52.—Drugs, Dyes, Pigments, Etc.																NUMBER.
360. WAX, HONEY AND FOREST PRODUCE COLLECTORS AND SELLERS.					Total Sub-order 51.					* 363. SOAP FACTORIES: OWNERS, MANAGERS AND SUPERIOR STAFF.					364. SOAP FACTORIES: OPERATIVES AND OTHER SUBORDINATES.					365. SALTPETRE REFINERS.						
Actual workers.				Dependents.	Actual workers.				Dependents.	Actual workers.				Dependents.	Actual workers.				Dependents.							
Total.		Partially Agri- culturist.			Total.		Partially Agri- culturist.			Total.		Partially Agri- culturist.			Total.		Partially Agri- culturist.			Total.		Partially Agri- culturist.				
Males.	Females.	Males.	Females.	Both sexes.	Males.	Females.	Males.	Females.	Both sexes.	Males.	Females.	Males.	Females.	Both sexes.	Males.	Females.	Males.	Females.	Both sexes.	Males.	Females.	Males.	Females.	Both sexes.		
1878	1879	1880	1881	1882	1883	1884	1885	1886	1887	1888	1889	1890	1891	1892	1893	1894	1895	1896	1897	1898	1899	1900	1901	1902		
19	23	2	2	46	21	23	2	2	51	...	...	...	...	...	...	...	...	...	...	...	...	...	...	1		
...	...	...	...	1	...	...	...	...	1	...	...	...	...	...	...	...	...	...	...	...	...	...	...	2		
215	217	15	1	457	224	226	15	1	495	...	...	...	...	...	...	...	...	...	...	...	...	...	...	3		
145	6	7	...	278	193	11	7	...	355	...	...	...	...	...	...	...	...	...	...	...	...	...	...	4		
128	27	5	...	233	129	27	5	...	243	...	...	...	...	...	...	...	...	...	...	...	...	...	...	5		
22	6	...	...	57	22	6	...	...	57	...	...	...	...	...	...	...	...	...	...	...	...	...	...	6		
109	128	3	6	158	115	130	3	6	179	...	...	...	...	...	...	...	...	...	...	...	...	...	...	7		
646	275	65	42	661	649	277	65	42	669	...	...	...	...	...	...	...	...	...	...	2	...	...	...	...	8	
647	824	34	22	745	648	824	34	22	747	...	...	...	...	...	...	...	...	...	...	...	...	...	...	...	9	
210	42	1	1	114	210	42	1	1	114	...	...	...	...	...	...	...	...	...	...	...	...	...	...	...	10	
120	73	6	7	141	122	73	6	7	141	...	...	...	...	...	...	...	...	...	...	...	...	...	...	...	11	
425	444	8	13	548	425	444	8	13	548	...	...	...	...	...	...	...	...	...	...	...	...	...	...	...	12	
38	5	...	...	98	45	5	...	...	134	...	...	...	...	...	...	...	...	...	...	...	...	...	...	...	13	
26	7	2	...	41	27	7	2	...	47	...	...	...	...	...	...	...	...	...	...	...	...	...	...	...	14	
440	406	13	4	723	440	406	13	4	725	...	...	...	...	...	...	...	...	...	...	...	...	...	...	...	15	
372	184	19	...	407	372	191	19	...	416	...	...	...	...	...	...	...	...	...	...	167	161	7	9	161	16	
536	3,340	22	47	1,108	536	3,340	22	47	1,109	...	...	...	...	...	...	...	...	...	...	717	631	59	45	1,069	17	
10	8	...	...	14	10	8	...	...	14	...	...	...	...	...	...	...	...	...	...	...	...	...	...	...	18	
83	54	6	8	128	89	54	7	8	143	...	...	...	...	...	...	...	...	...	...	...	...	...	...	...	19	
129	28	4	...	209	134	28	4	...	312	...	...	...	...	...	...	...	...	...	...	6	...	...	...	...	20	
86	54	5	1	219	87	54	5	1	220	...	...	...	...	...	...	...	...	...	...	291	209	35	7	381	21	
245	1,923	4	4	444	269	1,924	4	4	480	2	...	1	...	1	5	...	...	...	2	113	64	14	...	162	22	
99	91	6	1	128	106	91	7	1	139	1	...	...	...	...	...	...	...	...	...	...	...	...	...	...	23	
354	372	6	6	529	355	372	6	6	529	...	...	...	...	...	...	...	...	...	...	...	...	...	...	...	24	
20	...	3	...	32	31	19	4	...	69	...	...	...	...	...	...	...	...	...	...	...	...	...	...	...	25	
5,124	8,537	236	165	7,609	5,252	8,562	239	165	7,937	3	...	1	...	1	5	...	...	...	2	1,296	1,125	115	61	1,803		
27	14	...	...	12	27	14	...	...	12	...	...	...	...	...	...	...	...	...	...	...	...	...	...	...	26	
14	13	...	...	10	14	13	...	...	10	...	...	...	...	...	...	...	...	...	...	...	...	...	...	...	27	
...	...	...	...	...	...	...	...	...	...	...	...	...	...	...	...	...	...	...	...	...	...	...	...	...	28	
41	27	...	...	22	41	27	...	...	22	...	...	...	...	...	...	...	...	...	...	...	...	...	...	...		
5,165	8,564	236	165	7,631	5,293	8,609	239	165	7,959	3	...	1	...	1	5	...	...	...	2	1,296	1,125	115	61	1,803		
19	...	1	...	36	19	...	1	...	36	...	...	...	...	...	...	...	...	...	...	...	...	...	...	...	29	
...	...	...	...	...	...	...	...	...	...	...	...	...	...	...	...	...	...	...	...	...	...	...	...	...	30	
12	...	2	...	43	12	...	2	...	43	...	...	...	...	...	...	...	...	...	...	18	24	1	...	36	31	
...	...	...	...	...	...	...	...	...	...	...	...	...	...	...	...	...	...	...	...	...	...	...	...	...	32	
5	...	...	...	37	10	...	...	...	48	...	...	...	...	...	...	...	...	...	...	...	...	...	...	...	33	
38	5	...	...	98	45	5	...	...	134	...	...	...	...	...	...	...	...	...	...	...	...	...	...	...	34	
...	...	...	...	...	...	...	...	...	...	2	...	1	...	1	5	...	...	...	2	1	...	...	...	...	35	
1	...	...	...	2	1	...	...	...	2	...	...	...	...	...	...	...	...	...	...	...	...	...	...	...	36	
9	...	1	...	30	9	...	1	...	30	...	...	...	...	...	...	...	...	...	...	...	...	...	...	...	37	
...	2	...	...	9	...	2	...	...	9	...	...	...	...	...	...	...	...	...	...	...	...	...	...	...	38	
23	1	...	...	79	24	1	...	...	79	...	...	...	...	...	...	...	...	...	...	24	...	...	...	...	64	
107	8	4	...	334	120	8	4	...	381	2	...	1	...	1	5	...	...	...	2	43	24	1	...	106		
21,360					21,861					4					7					4,224						

\* There are no entries under groups Nos. 361 and 362.



Table XV.

OCCUPATIONS.  
XVI. Drugs, Gums,  
Dyes, Etc.

310

TABLE  
Occupation

CLASS D.—PREPARATION

Order XVI.—

Sub-order 52.—

Occupation

CLASS D.—PREPARATION

Order XVI.—

Sub-order 52.—

NUMBER.	DISTRICT, STATE OR CITY.	366. SALTPETRE SELLERS.										* 369. CHEMISTS AND DRUGGISTS.										* 371. BORAX SELLERS.										372. SOAP SELLERS.									
		Actual workers.					Dependents.	Actual workers.					Dependents.	Actual workers.					Dependents.	Actual workers.					Dependents.																
		Total.		Partially Agri- culturist.	Both sexes.	Total.		Partially Agri- culturist.	Both sexes.	Total.		Partially Agri- culturist.		Both sexes.	Total.		Partially Agri- culturist.	Both sexes.																							
		Males.	Females.			Males.				Females.	Males.				Females.	Males.				Females.	Males.	Females.	Males.	Females.		Males.	Females.														
		1903	1904	1905	1906	1907	1908	1909	1910	1911	1912	1913	1914	1915	1916	1917	1918	1919	1920	1921	1922																				
		1	GANJAM ...	1	...	...	...	...	3	...	...	...	3	...	...	...	...	...	...	...	...	...																			
2	AGENCY, GANJAM ...	...	...	...	...	...	...	...	...	...	...	...	...	...	...	...	...	...	...	...																					
3	VIZAGAPATAM ...	...	...	...	...	...	1	...	...	...	8	...	...	...	...	1	...	...	...	2																					
4	AGENCY, VIZAGAPATAM, GODÁVARI ...	...	...	...	...	...	...	...	...	...	...	...	...	...	...	...	...	...	...	...																					
5	GODÁVARI ...	2	...	...	...	9	1	...	...	...	1	...	...	...	...	...	...	...	...	...																					
6	AGENCY, GODÁVARI ...	...	...	...	...	...	...	...	...	...	...	...	...	...	...	...	...	...	...	...																					
7	KISTNA ...	10	...	...	...	10	1	...	...	...	3	...	...	...	...	...	...	...	...	...																					
8	NELLORE ...	2	...	...	...	6	...	...	...	...	...	...	...	...	...	...	...	...	...	...																					
9	CUDDAPAH ...	...	...	...	...	...	...	...	...	...	...	...	...	...	...	...	...	...	...	...																					
10	KURNOOL ...	1	...	...	...	...	...	...	...	...	...	...	...	...	...	...	...	...	...	...																					
11	BELLARY ...	...	...	...	...	...	3	...	...	...	9	...	...	...	...	1	...	...	...	...																					
12	ANANTAPUR ...	...	...	...	...	...	...	...	...	...	...	...	...	...	...	...	...	...	...	...																					
13	MADRAS ...	...	...	...	...	...	108	...	3	...	293	...	...	...	...	4	...	...	...	2																					
14	CHINGLEPUT ...	1	...	1	...	...	1	...	...	...	3	2	...	...	...	6	...	6	...	4																					
15	NORTH ARCOT ...	...	3	...	...	17	...	...	...	...	...	...	...	...	...	...	...	...	...	...																					
16	SALEM ...	9	...	...	...	3	...	...	...	...	...	...	...	...	...	3	...	...	...	2																					
17	COIMBATORE ...	4	20	...	...	26	1	...	...	...	4	...	...	...	...	...	...	...	...	...																					
18	NILGIRIS ...	...	...	...	...	...	13	...	...	...	26	...	...	...	...	1	...	...	...	...																					
19	SOUTH ARCOT ...	17	...	4	...	5	1	...	...	...	...	...	...	...	...	2	...	1	...	3																					
20	TANJORE ...	1	...	...	...	2	10	...	...	...	32	10	...	2	...	2	...	...	...	...																					
21	TRICHINOPOLY ...	19	9	2	...	35	...	...	...	...	...	...	...	2	...	...	...	...	...	2																					
22	MADURA ...	5	...	...	...	8	2	...	...	...	2	...	...	...	...	...	...	...	...	16																					
23	TINNEVELLY ...	4	...	...	...	2	...	...	...	...	...	...	...	...	...	1	...	...	...	...																					
24	MALABAR ...	1	...	...	...	...	1	...	...	...	...	...	...	...	...	...	...	...	...	...																					
25	SOUTH CANARA ...	...	...	...	...	...	13	...	...	...	36	...	...	...	...	...	...	...	...	...																					
Total, British Terry.		77	32	7	...	123	159	...	3	...	422	12	1	2	...	2	19	...	7	30																					
26	PUDUKKÓTTAI ...	...	...	...	...	...	...	...	...	...	...	...	...	...	...	...	...	...	...	...																					
27	BANGANAPALLE ...	...	...	...	...	...	...	...	...	...	...	...	...	...	...	...	...	...	...	...																					
28	SANDUR ...	...	...	...	...	...	...	...	...	...	...	...	...	...	...	...	...	...	...	...																					
Total, Feudatories.		...	...	...	...	...	...	...	...	...	...	...	...	...	...	...	...	...	...	...																					
Grand Total		77	32	7	...	123	159	...	3	...	422	12	1	2	...	2	19	...	7	30																					
29	BELLARY CITY ...	...	...	...	...	...	3	...	...	...	9	...	...	...	...	1	...	...	...	...																					
30	CALICUT CITY ...	1	...	...	...	...	1	...	...	...	...	...	...	...	...	...	...	...	...	...																					
31	COIMBATORE CITY ...	1	...	...	...	...	1	...	...	...	4	...	...	...	...	...	...	...	...	...																					
32	CUDDALORE CITY ...	...	...	...	...	...	1	...	...	...	...	...	...	...	...	1	...	...	...	...																					
33	KUMBHAKONAM CITY ...	...	...	...	...	...	2	...	...	...	20	...	...	...	...	...	...	...	...	...																					
34	MADRAS CITY ...	...	...	...	...	...	108	...	3	...	293	...	...	...	...	4	...	...	...	2																					
35	MADURA CITY ...	3	...	...	...	1	2	...	...	...	4	...	...	...	...	...	...	...	...	16																					
36	NEGAIPATAN CITY ...	...	...	...	...	...	...	...	...	...	...	...	...	...	...	...	...	...	...	...																					
37	SALEM CITY ...	1	...	...	...	...	...	...	...	...	...	...	...	...	...	...	...	...	...	...																					
38	TANJORE CITY ...	...	...	...	...	...	1	...	...	...	6	...	...	...	...	...	...	...	...	...																					
39	TRICHINOPOLY CITY ...	1	...	...	...	3	...	...	...	...	...	...	...	...	...	...	...	...	...	2																					
Total, Cities		7	...	...	...	4	119	...	3	...	336	...	...	...	...	6	...	...	...	20																					
Total Workers and Dependents in the Presidency.		232					581					15					49																								

\* There are no entries under groups Nos. 367, 368 and 370.

Table XV.

OCCUPATIONS.  
XVI. Drugs, Gums,  
Dyes, Etc.

XV.

—continued.

AND SUPPLY OF MATERIAL SUBSTANCES—cont.

Drugs, Gums, Dyes, Etc.—cont.

Drugs, Dyes, Pigments, Etc.—cont.

373. ANTIMONY PREPARERS AND SELLERS.					374. Madder, saffron and logwood workers and dealers.					375. INK MAKERS AND SELLERS.					376. PERFUME, INCENSE AND SANDALWOOD PREPARERS.					377. PERFUME, INCENSE AND SANDALWOOD SELLERS.					NUMBER.	
Actual workers.					Actual workers.					Actual workers.					Actual workers.					Actual workers.						
Total.		Partially Agri-culturist.		Dependents.	Total.		Partially Agri-culturist.		Dependents.	Total.		Partially Agri-culturist.		Dependents.	Total.		Partially Agri-culturist.		Dependents.	Total.		Partially Agri-culturist.		Dependents.		
Males.	Females.	Males.	Females.		Both sexes.	Males.	Females.	Males.		Females.	Both sexes.	Males.	Females.		Males.	Females.	Both sexes.	Males.		Females.	Males.	Females.	Both sexes.			Males.
1923	1924	1925	1926	1927	1928	1929	1930	1931	1932	1933	1934	1935	1936	1937	1938	1939	1940	1941	1942	1943	1944	1945	1946	1947		
...	...	...	...	...	55	3	7	...	168	...	...	...	...	...	1	...	...	...	2	16	...	...	...	36	1	
...	...	...	...	...	312	17	70	2	514	...	...	...	...	...	...	...	...	...	...	...	...	...	...	...	42	
...	...	...	...	...	73	44	1	...	202	...	...	...	...	...	...	...	...	...	2	11	8	...	...	...	16	3
...	...	...	...	...	76	37	3	2	178	...	...	...	...	...	...	...	...	...	...	...	...	...	...	...	4	
...	...	...	...	...	1	...	...	...	...	...	...	...	...	...	...	...	...	...	...	186	62	4	1	159	5	
...	...	...	...	...	...	3	...	...	...	...	...	...	...	...	...	...	...	...	...	9	...	...	...	...	6	
...	...	...	...	...	36	2	2	...	7	...	1	...	...	...	6	...	...	...	...	89	8	10	1	367	7	
...	...	...	...	...	60	17	5	...	72	...	...	...	...	...	3	...	...	...	...	13	4	2	...	50	8	
...	...	...	...	...	1	...	...	...	12	3	...	...	...	...	6	3	...	...	...	4	35	9	2	...	89	10
...	...	...	...	...	7	...	...	...	14	4	...	...	...	...	8	10	7	...	...	11	57	35	2	...	141	11
...	...	...	...	...	3	4	...	...	14	...	...	...	...	...	12	...	...	...	...	18	98	64	2	...	191	12
...	...	...	...	...	20	4	...	...	33	3	...	...	...	...	3	5	1	...	...	12	120	13	1	...	308	13
...	...	...	...	...	2	10	...	...	20	...	...	...	...	...	...	...	...	...	...	...	88	25	1	...	214	14
...	...	...	...	...	83	9	3	...	66	...	...	...	...	...	4	...	...	...	...	2	142	89	6	1	371	15
...	...	...	...	...	1	2	...	...	1	...	...	...	...	...	5	...	...	...	...	4	157	67	1	3	250	16
...	...	...	...	...	51	0	1	...	116	...	...	...	...	...	2	1	...	...	...	1	196	65	1	...	559	17
...	...	...	...	...	...	...	...	...	...	...	...	...	...	...	...	...	...	...	...	4	...	...	...	...	4	18
...	...	...	...	...	8	7	...	1	11	...	...	...	...	...	7	...	1	...	...	...	36	14	1	...	96	19
...	...	...	...	...	47	18	4	...	96	...	...	...	...	...	3	6	...	...	...	8	167	34	2	...	572	20
...	...	...	...	...	1	1	...	...	3	...	...	...	...	...	3	...	...	...	...	3	104	18	4	...	264	21
...	...	...	...	...	13	5	...	...	35	...	...	...	...	...	14	23	...	...	...	38	195	61	6	1	429	22
...	...	...	...	...	4	17	...	1	9	...	...	...	...	...	1	...	...	...	...	8	115	52	5	...	337	23
1	...	...	...	1	4	...	...	...	15	13	2	...	14	...	1	...	...	...	...	7	111	3	...	...	223	24
1	...	...	...	5	...	...	...	...	...	...	...	...	...	...	7	1	6	...	...	2	8	...	5	...	5	25
2	...	...	...	6	858	209	96	6	1,572	23	1	2	...	31	87	39	7	...	123	2,015	683	63	7	4,874	...	
...	...	...	...	...	...	...	...	...	...	...	...	...	...	...	1	...	...	...	...	18	8	1	...	82	26	
...	...	...	...	...	...	...	...	...	...	...	...	...	...	...	2	...	...	...	...	...	...	...	...	...	9	27
...	...	...	...	...	...	...	...	...	...	...	...	...	...	...	...	...	...	...	...	...	...	...	...	...	...	28
...	...	...	...	...	...	...	...	...	...	...	...	...	...	...	2	1	...	...	...	18	8	1	...	91	...	
2	...	...	...	6	858	209	96	6	1,572	23	1	2	...	33	88	39	7	...	123	2,033	691	64	7	4,965	...	
...	...	...	...	...	...	...	...	...	...	...	...	...	...	...	...	...	...	...	...	...	...	...	...	...	...	
1	...	...	...	1	4	...	...	...	15	1	...	...	...	5	...	...	...	...	4	13	...	...	...	18	29	
...	...	...	...	...	...	...	...	...	...	...	...	...	...	...	...	...	...	...	...	1	...	...	...	4	30	
...	...	...	...	...	...	...	...	...	...	...	...	...	...	...	1	...	...	...	...	60	...	...	...	203	31	
...	...	...	...	...	...	...	...	...	...	...	...	...	...	...	...	...	...	...	...	3	3	...	...	16	32	
...	...	...	...	...	9	5	1	...	21	...	...	...	...	...	1	...	...	...	...	19	6	1	...	66	33	
...	...	...	...	...	20	4	...	...	33	3	...	...	...	...	5	1	...	...	12	120	13	1	...	308	34	
...	...	...	...	...	11	3	...	...	32	...	...	...	...	...	5	8	...	...	12	22	8	2	...	62	35	
...	...	...	...	...	...	...	...	...	...	...	...	...	...	...	...	...	...	...	...	19	...	...	...	62	36	
...	...	...	...	...	...	1	...	...	1	...	...	...	...	...	1	...	...	...	...	48	...	1	...	35	37	
...	...	...	...	...	1	...	...	...	...	...	...	...	...	...	6	...	...	...	...	43	8	1	...	228	38	
...	...	...	...	...	...	...	...	...	...	...	...	...	...	...	1	...	...	...	...	3	35	...	...	119	39	
1	...	...	...	1	45	13	1	...	102	4	...	...	...	8	14	15	...	...	38	383	38	6	...	1,111	...	
8					2,639					57					250					7,689						



Table XV.

OCCUPATIONS.  
XVI. Drugs, Gums,  
Dyes, Etc.

312

TABLE  
Occupations

CLASS D.—PREPARATION

CLASS D.—PREPARATION																
Order XVI.—Drugs, Gums, Dyes, Etc.— <i>concl'd.</i>																
Sub-order 52.—Drugs, Dyes, Pigments, Etc.— <i>concl'd.</i>																
NUMBER.	DISTRICT, STATE OR CITY.	378. PERSONS OCCUPIED WITH MISCELLANEOUS DRUGS.					379. PERSONS OCCUPIED WITH MISCELLANEOUS DYES.					Total Sub-order 52.				
		Actual workers.				Dependents.	Actual workers.				Dependents.	Actual workers.				Dependents.
		Total.		Partially Agri- culturist.	Total.		Partially Agri- culturist.	Total.		Partially Agri- culturist.						
		Males.	Females.		Males.			Females.	Males.			Females.	Males.	Females.		
		1948	1949	1950	1951	1952	1953	1954	1955	1956	1957	1958	1959	1960	1961	1962
		1	GANJAM ... ..	33	140	...	2	328	293	128	25	1	806	402	271	32
2	AGENCY, GANJAM ... ..	...	...	...	...	...	154	29	16	1	234	466	46	86	3	748
3	VIZAGAPATAM ... ..	189	134	4	3	500	157	130	2	...	200	432	316	7	3	930
4	AGENCY, VIZAGAPATAM ... ..	24	50	...	31	72	5	1	...	...	1	105	88	3	33	251
5	GODAVARI ... ..	102	10	2	1	114	226	117	14	1	378	518	189	20	3	661
6	AGENCY, GODAVARI ... ..	37	...	...	...	125	88	25	1	...	275	134	25	1	...	400
7	KISTNA ... ..	215	92	7	2	356	1,672	1,186	76	23	2,326	1,993	1,290	93	26	3,062
8	NELLORE ... ..	44	13	6	...	45	789	563	63	29	1,555	886	582	73	29	1,677
9	CUDDAPAH ... ..	113	18	16	1	203	253	144	21	7	679	487	231	50	8	1,139
10	KURNOOL ... ..	18	35	...	1	36	182	75	18	2	172	343	119	20	3	307
11	BELLARY ... ..	51	73	1	1	93	159	73	3	...	149	292	188	6	1	423
12	ANANTAPUR ... ..	20	12	1	...	41	67	56	2	...	151	200	137	5	...	415
13	MADRAS ... ..	195	28	...	...	676	435	7	8	...	800	890	53	12	...	2,127
14	CHINGLEPUT ... ..	85	19	1	...	146	64	28	...	...	93	249	82	9	...	480
15	NORTH ARCOT ... ..	90	42	4	...	148	286	171	23	6	1,159	605	314	36	7	1,763
16	SALEM ... ..	140	95	2	1	152	306	1,188	9	42	559	788	1,513	19	55	1,141
17	COIMBATORE ... ..	52	84	8	...	127	41	36	...	2	92	1,064	846	69	47	1,994
18	NILGIRIS ... ..	...	...	...	...	...	1	...	...	...	2	19	...	...	...	32
19	SOUTH ARCOT ... ..	25	1	7	...	48	105	7	11	...	311	201	29	25	1	473
20	TANJORE ... ..	77	33	3	2	276	149	18	2	...	336	470	109	13	2	1,340
21	TRICHINOPOLY ... ..	32	2	...	...	102	72	16	2	...	157	522	315	43	7	947
22	MADURA ... ..	38	33	1	...	79	19	19	...	...	65	406	205	22	1	837
23	TINNEVELLY ... ..	12	7	2	...	29	228	139	20	...	385	366	215	27	1	770
24	MALABAR ... ..	589	37	40	1	1,250	110	9	...	...	161	831	49	42	1	1,671
25	SOUTH CANARA ... ..	87	14	9	...	91	9	17	1	...	9	125	32	21	...	148
Total, British Terry.		2,268	972	114	46	5,037	5,870	4,182	317	114	11,055	12,694	7,244	734	234	25,081
26	PUDUKKOTTAI ... ..	9	1	1	...	6	5	...	2	...	5	33	9	4	...	93
27	BANGALAPALLE ... ..	...	...	...	...	...	27	7	...	2	51	27	7	...	2	63
28	SANDUR ... ..	...	...	...	...	...	20	8	...	...	20	20	8	...	...	20
Total, Feudatories.		9	1	1	...	6	52	15	2	2	76	80	24	4	2	175
Grand Total		2,277	973	115	46	5,043	5,922	4,197	319	116	11,131	12,774	7,268	738	236	25,256
29	BELLARY CITY ... ..	1	...	...	...	7	3	...	...	...	7	22	...	...	...	50
30	CALICUT CITY ... ..	73	3	5	...	156	3	...	...	...	7	84	3	5	...	183
31	COIMBATORE CITY ... ..	4	...	2	...	11	8	...	...	...	9	93	24	3	...	263
32	CUDDALORE CITY ... ..	8	...	...	...	30	10	3	6	...	56	23	6	6	...	102
33	KUMBHAKONAM CITY ... ..	6	...	...	...	5	69	...	...	...	158	106	11	2	...	270
34	MADRAS CITY ... ..	195	28	...	...	676	435	7	8	...	800	890	53	12	...	2,127
35	MADURA CITY ... ..	4	...	...	...	5	...	...	...	...	...	53	19	3	...	127
36	NEGAPATAM CITY ... ..	7	5	1	...	18	5	...	1	...	4	33	5	2	...	88
37	SALEM CITY ... ..	20	1	...	...	15	26	...	3	...	13	96	2	4	...	65
38	TANJORE CITY ... ..	20	2	...	...	81	6	1	...	...	15	71	17	1	...	334
39	TRICHINOPOLY CITY ... ..	17	...	...	...	80	42	8	...	...	122	120	8	...	...	393
Total, Cities		355	39	8	...	1,084	607	19	18	...	1,191	1,591	148	38	...	4,002
Total Workers and Dependents in the Presidency.		8,293					21,250					45,298				



Table XV.

OCCUPATIONS.  
XVII. Leather, Etc.

313

XV.

—continued.

AND SUPPLY OF MATERIAL SUBSTANCES—cont.

Total Order XVI.																				Order XVII.—Leather, Etc.																																																																																																																																																																																																																																																																																																																																																																																																																																																																																																																																																																																																																																																																																																																																																																																																																																																																																																												
Actual workers.																				Sub-order 53.—Leather, Horn and Bones.																																																																																																																																																																																																																																																																																																																																																																																																																																																																																																																																																																																																																																																																																																																																																																																																																																																																																																												
* 381. BONE MILLS: OPERATIVES AND OTHER SUBORDINATES.																				* 384. TANNERIES & LEATHER FACTORIES: OWNERS, MANAGERS & SUPERIOR STAFF.																				385. TANNERIES AND LEATHER FACTORIES: OPERATIVES AND OTHER SUBORDINATES.																				386. LEATHER DYERS.																																																																																																																																																																																																																																																																																																																																																																																																																																																																																																																																																																																																																																																																																																																																																																																																																																																																				
Actual workers.																				Actual workers.																				Actual workers.																				Actual workers.																																																																																																																																																																																																																																																																																																																																																																																																																																																																																																																																																																																																																																																																																																																																																																																																																																																																				
Total.																				Total.																				Total.																				Total.																																																																																																																																																																																																																																																																																																																																																																																																																																																																																																																																																																																																																																																																																																																																																																																																																																																																				
Partially Agri-culturist.																				Partially Agri-culturist.																				Partially Agri-culturist.																				Partially Agri-culturist.																																																																																																																																																																																																																																																																																																																																																																																																																																																																																																																																																																																																																																																																																																																																																																																																																																																																				
Dependents.																				Dependents.																				Dependents.																				Dependents.																																																																																																																																																																																																																																																																																																																																																																																																																																																																																																																																																																																																																																																																																																																																																																																																																																																																				
Both sexes.																				Both sexes.																				Both sexes.																				Both sexes.																																																																																																																																																																																																																																																																																																																																																																																																																																																																																																																																																																																																																																																																																																																																																																																																																																																																				
1963 1964 1965 1966 1967																				1968 1969 1970 1971 1972																				1973 1974 1975 1976 1977																				1978 1979 1980 1981 1982																				1983 1984 1985 1986 1987																				NUMBER.																																																																																																																																																																																																																																																																																																																																																																																																																																																																																																																																																																																																																																																																																																																																																																																																																												
423	294	34	5	1,396	...	...	...	...	...	...	...	...	...	...	...	...	...	...	...	...	...	...	...	...	...	...	...	...	...	...	...	...	...	...	...	...	...	...	...	...	...	...	...	...	...	...	...	...	...	...	...	...	...	...	...	...	...	...	...	...	...	...	...	...	...	...	...	...	...	...	...	...	...	...	...	...	...	...	...	...	...	...	...	...	...	...	...	...	...	...	...	...	...	...	...	...	...	...	...	...	...	...	...	...	...	...	...	...	...	...	...	...	...	...	...	...	...	...	...	...	...	...	...	...	...	...	...	...	...	...	...	...	...	...	...	...	...	...	...	...	...	...	...	...	...	...	...	...	...	...	...	...	...	...	...	...	...	...	...	...	...	...	...	...	...	...	...	...	...	...	...	...	...	...	...	...	...	...	...	...	...	...	...	...	...	...	...	...	...	...	...	...	...	...	...	...	...	...	...	...	...	...	...	...	...	...	...	...	...	...	...	...	...	...	...	...	...	...	...	...	...	...	...	...	...	...	...	...	...	...	...	...	...	...	...	...	...	...	...	...	...	...	...	...	...	...	...	...	...	...	...	...	...	...	...	...	...	...	...	...	...	...	...	...	...	...	...	...	...	...	...	...	...	...	...	...	...	...	...	...	...	...	...	...	...	...	...	...	...	...	...	...	...	...	...	...	...	...	...	...	...	...	...	...	...	...	...	...	...	...	...	...	...	...	...	...	...	...	...	...	...	...	...	...	...	...	...	...	...	...	...	...	...	...	...	...	...	...	...	...	...	...	...	...	...	...	...	...	...	...	...	...	...	...	...	...	...	...	...	...	...	...	...	...	...	...	...	...	...	...	...	...	...	...	...	...	...	...	...	...	...	...	...	...	...	...	...	...	...	...	...	...	...	...	...	...	...	...	...	...	...	...	...	...	...	...	...	...	...	...	...	...	...	...	...	...	...	...	...	...	...	...	...	...	...	...	...	...	...	...	...	...	...	...	...	...	...	...	...	...	...	...	...	...	...	...	...	...	...	...	...	...	...	...	...	...	...	...	...	...	...	...	...	...	...	...	...	...	...	...	...	...	...	...	...	...	...	...	...	...	...	...	...	...	...	...	...	...	...	...	...	...	...	...	...	...	...	...	...	...	...	...	...	...	...	...	...	...	...	...	...	...	...	...	...	...	...	...	...	...	...	...	...	...	...	...	...	...	...	...	...	...	...	...	...	...	...	...	...	...	...	...	...	...	...	...	...	...	...	...	...	...	...	...	...	...	...	...	...	...	...	...	...	...	...	...	...	...	...	...	...	...	...	...	...	...	...	...	...	...	...	...	...	...	...	...	...	...	...	...	...	...	...	...	...	...	...	...	...	...	...	...	...	...	...	...	...	...	...	...	...	...	...	...	...	...	...	...	...	...	...	...	...	...	...	...	...	...	...	...	...	...	...	...	...	...	...	...	...	...	...	...	...	...	...	...	...	...	...	...	...	...	...	...	...	...	...	...	...	...	...	...	...	...	...	...	...	...	...	...	...	...	...	...	...	...	...	...	...	...	...	...	...	...	...	...	...	...	...	...	...	...	...	...	...	...	...	...	...	...	...	...	...	...	...	...	...	...	...	...	...	...	...	...	...	...	...	...	...	...	...	...	...	...	...	...	...	...	...	...	...	...	...	...	...	...	...	...	...	...	...	...	...	...	...	...	...	...	...	...	...	...	...	...	...	...	...	...	...	...	...	...	...	...	...	...	...	...	...	...	...	...	...	...	...	...	...	...	...	...	...	...	...	...	...	...	...	...	...	...	...	...	...	...	...	...	...	...	...	...	...	...	...	...	...	...	...	...	...	...	...	...	...	...	...	...	...	...	...	...	...	...	...	...	...	...	...	...	...	...	...	...	...	...	...	...	...	...	...	...	...	...	...	...	...	...	...	...	...	...	...	...	...	...	...	...	...	...	...	...	...	...	...	...	...	...	...	...	...	...	...	...	...	...	...	...	...	...	...	...	...	...	...	...	...	...	...	...	...	...	...	...	...	...	...	...

\* There are no entries under groups Nos. 380, 382 and 383.



Table XV.

OCCUPATIONS.  
XVII. Leather, Etc.

314

TABLE  
Occupations

CLASS D.—PREPARATION																
Order XVII.—																
Sub-order 53.—Leather,																
NUMBER.	DISTRICT, STATE OR CITY.	357. SHOE, BOOT AND SANDAL MAKERS.					358. TANNERS AND CURRIERS.					359. SELLERS OF MANUFACTURED LEATHER GOODS.				
		Actual workers.				Dependents.	Actual workers.				Dependents.	Actual workers.				Dependents.
		Total.		Partially Agriculturist.			Total.		Partially Agri-culturist.			Total.		Partially Agri-culturist.		
		Males.	Females.	Males.	Females.		Males.	Females.	Males.	Females.		Males.	Females.	Males.	Females.	
		1988	1989	1990	1991	1992	1993	1994	1995	1996	1997	1998	1999	2000	2001	2002
		1	GANJAM ...	552	25	16	8	813	11	1	...	...	14	12	3	...
2	AGENCY, GANJAM ...	...	...	...	...	3	...	...	...	...	...	...	...	...	...	...
3	VIZAGAPATAM ...	1,364	406	205	45	1,925	6	5	...	...	21	284	41	18	3	290
4	AGENCY, VIZAGAPATAM.	79	48	11	21	133	...	...	...	...	...	29	2	...	...	24
5	GODAVARI ...	6,843	868	1,897	202	11,763	436	22	1	...	671	434	52	50	4	743
6	AGENCY, GODAVARI ...	481	47	78	...	958	...	...	...	...	...	1	...	...	...	...
7	KISTNA ...	13,153	996	4,278	145	21,821	92	7	...	...	162	915	71	261	5	1,345
8	NELLORE ...	17,151	1,605	4,137	193	24,365	3	...	...	...	9	303	8	82	...	389
9	CUDDAPOH ...	6,678	649	1,616	87	8,787	88	11	2	...	107	24	18	...	...	43
10	KURNOOL ...	6,018	466	1,228	69	9,158	4	...	1	...	...	59	10	20	1	86
11	BELLARY ...	3,604	525	593	51	5,150	248	69	19	...	264	157	25	5	...	293
12	ANANTAPUR ...	7,049	904	750	69	11,971	18	1	...	...	127	41	7	4	2	121
13	MADRAS ...	1,054	55	5	...	2,660	43	...	...	...	112	223	7	...	...	481
14	CHINGLEPUT ...	1,063	93	75	...	1,455	34	...	...	...	67	49	3	2	...	212
15	NORTH ARCOT ...	2,155	134	145	1	4,299	1,024	31	10	...	1,889	4	...	2	...	18
16	SALEM ...	11,877	1,654	747	23	17,986	161	152	1	23	320	3	14	...	1	90
17	COIMBATORE ...	7,818	994	250	13	13,802	200	33	4	...	381	201	5	3	...	260
18	NILGIRIS ...	107	...	...	...	290	3	...	...	...	1	4	...	1	...	21
19	SOUTH ARCOT ...	1,708	64	226	4	2,791	10	1	2	...	25	1	1	...	...	19
20	TANJORE ...	590	14	24	...	997	10	1	...	...	29	33	4	9	...	73
21	TRICHINOPOLY ...	2,528	396	653	23	5,422	5	44	...	...	10	72	3	21	2	115
22	MADRAS ...	2,588	344	108	33	3,208	708	10	9	3	1,379	57	21	4	...	87
23	TINNEVELLY ...	3,958	747	275	39	5,334	113	13	2	...	190	122	18	25	3	180
24	MALABAR ...	936	143	7	2	2,025	1	...	...	...	20	129	8	2	...	156
25	SOUTH CANARA ...	637	381	36	14	750	1	...	...	...	...	8	1	...	...	40
Total, British Terry.		99,967	11,618	17,360	1,033	157,866	3,219	403	51	26	5,798	3,165	322	509	21	5,085
26	PUDUKKÓTTAI ...	116	8	20	1	169	2	...	1	...	...	10	...	1	...	19
27	BANGANAPALLE ...	107	...	35	...	140	24	...	4	...	24	...	...	...	...	...
28	SANDUR ...	49	...	15	...	60	...	...	...	...	...	...	...	...	...	...
Total, Feudatories.		272	8	70	1	369	26	...	5	...	24	10	...	1	...	19
Grand Total ...		100,239	11,626	17,430	1,034	158,235	3,245	403	56	26	5,822	3,175	322	510	21	5,104
29	BELLARY CITY ...	223	...	...	...	475	29	...	...	...	48	23	...	...	...	25
30	CALICUT CITY ...	81	11	...	...	146	...	...	...	...	...	11	...	...	...	27
31	COIMBATORE CITY ...	204	1	...	...	502	25	1	...	...	74	6	...	...	...	16
32	CUDDAPORE CITY ...	40	...	...	...	127	2	...	1	...	6	...	...	...	...	11
33	KUMBAKONAM CITY ...	14	7	...	...	19	1	...	...	...	1	4	...	...	...	1
34	MADRAS CITY ...	1,054	55	5	...	2,060	43	...	...	...	112	223	7	...	...	481
35	MADRAS CITY ...	59	...	1	...	91	...	...	...	...	...	2	...	...	...	2
36	NEGAPATAM CITY ...	52	...	...	...	91	1	...	...	...	...	3	...	...	...	4
37	SALEM CITY ...	389	13	...	...	451	55	...	1	...	151	...	...	...	...	...
38	TANJORE CITY ...	77	...	...	...	165	...	...	...	...	...	1	4	...	...	18
39	TRICHINOPOLY CITY ...	283	11	...	...	957	...	...	...	...	...	25	...	...	...	28
Total, Cities ...		2,476	98	6	...	5,684	156	1	2	...	392	298	11	...	...	611
Total Workers and Dependents in the Presidency.		270,100					9,470					8,601				



XV.

—continued.

AND SUPPLY OF MATERIAL SUBSTANCES—cont.

Leather, Etc.—concl'd.

Horn and Bones—concl'd.

390. SELLERS OF HIDES, HORNS, BRISTLES AND BONES.					391. WATER BAG, WELL BAG, BUCKET AND GREE-POT MAKERS.					Total Sub-order 53.					Total Order XVII.					NUMBER.
Actual workers.				Dependents.	Actual workers.				Dependents.	Actual workers.				Dependents.	Actual workers.				Dependents.	
Total.		Partially Agriculturist.			Total.		Partially Agri- culturist.			Total.		Partially Agriculturist.			Total.		Partially Agri- culturist.			
Males.	Females.	Males.	Females.	Both sexes.	Males.	Females.	Males.	Females.	Both sexes.	Males.	Females.	Males.	Females.	Both sexes.	Males.	Females.	Males.	Females.	Both sexes.	
2003.	2004.	2005.	2006.	2007.	2008.	2009.	2010.	2011.	2012.	2013.	2014.	2015.	2016.	2017.	2018.	2019.	2020.	2021.	2022.	
520	55	42	6	1,009	...	...	...	...	...	1,104	84	58	14	1,870	1,104	84	58	14	1,870	1
118	33	5	...	138	...	...	...	...	...	118	33	5	...	141	118	33	5	...	141	2
567	76	26	8	968	9	...	...	...	9	2,677	829	260	56	3,826	2,677	829	260	56	3,826	3
309	28	4	...	645	...	...	...	...	...	417	78	15	21	802	417	78	15	21	802	4
343	1	14	...	663	1	...	...	...	9	8,408	1,078	1,962	206	14,330	8,408	1,078	1,962	206	14,330	5
62	2	3	...	108	...	...	...	...	...	544	49	81	...	1,066	544	49	81	...	1,066	6
446	11	31	...	672	11	...	...	...	21	14,618	1,085	4,570	150	24,021	14,618	1,085	4,570	150	24,021	7
663	24	56	1	682	1,273	63	426	27	1,815	19,393	1,700	4,701	221	27,263	19,393	1,700	4,701	221	27,263	8
431	36	28	...	845	2,151	415	354	61	3,005	9,378	1,129	2,000	148	13,412	9,378	1,129	2,000	148	13,412	9
158	9	9	1	270	...	...	...	...	...	6,282	486	1,258	71	9,571	6,282	486	1,258	71	9,571	10
239	4	5	...	281	110	92	16	9	519	4,367	715	638	60	6,507	4,367	715	638	60	6,507	11
136	8	6	...	258	664	33	27	1	1,128	7,908	953	787	72	13,605	7,908	953	787	72	13,605	12
480	13	10	...	1,000	...	...	...	...	...	2,356	99	15	...	5,405	2,356	99	15	...	5,405	13
575	32	17	...	936	410	48	55	4	535	5,243	437	157	4	8,720	5,243	437	157	4	8,720	14
932	24	64	2	2,859	2,972	163	231	6	5,299	7,088	353	452	9	14,369	7,088	353	452	9	14,369	15
2,500	657	147	2	5,613	3,374	302	114	12	4,836	17,919	2,784	1,009	62	28,654	17,919	2,784	1,009	62	28,654	16
1,035	121	36	1	2,344	27,188	3,549	594	41	52,536	36,459	4,703	887	55	69,352	36,459	4,703	887	55	69,352	17
38	5	...	...	28	...	...	...	...	...	157	6	1	...	350	157	6	1	...	350	18
370	11	41	...	656	5	...	...	...	19	2,094	77	269	4	3,511	2,094	77	269	4	3,511	19
427	6	25	1	913	3	...	...	...	1	1,013	25	58	1	2,013	1,013	25	58	1	2,013	20
610	6	61	...	1,229	889	100	55	2	1,744	4,212	560	793	27	8,871	4,212	560	793	27	8,871	21
890	62	40	3	2,179	5,570	666	80	44	8,171	10,164	1,169	243	83	15,938	10,164	1,169	243	83	15,938	22
549	47	45	1	1,007	623	93	24	...	956	5,375	918	373	34	7,710	5,375	918	373	34	7,710	23
374	14	23	...	728	...	...	...	...	...	1,461	166	33	2	2,971	1,461	166	33	2	2,971	24
174	24	4	...	432	...	...	...	...	...	820	406	40	14	1,222	820	406	40	14	1,222	25
12,946	1,309	742	26	26,544	45,262	5,533	1,976	207	81,203	169,575	19,921	20,665	1,314	285,700	169,575	19,921	20,665	1,314	285,700	
164	...	18	...	404	...	...	...	...	1	292	8	40	1	593	292	8	40	1	593	26
16	...	1	...	13	...	...	...	...	...	147	...	40	...	177	147	...	40	...	177	27
18	...	1	...	17	1	...	...	...	...	68	...	16	...	77	68	...	16	...	77	28
198	...	20	...	434	1	...	...	...	1	507	8	96	1	847	507	8	96	1	847	
13,144	1,309	762	26	26,978	45,263	5,533	1,976	207	81,204	170,082	19,929	20,761	1,315	286,547	170,082	19,929	20,761	1,315	286,547	
48	...	...	...	111	...	...	...	...	...	323	...	...	...	659	323	...	...	...	659	29
7	...	...	...	13	...	...	...	...	...	117	12	1	...	217	117	12	1	...	217	30
124	14	6	...	344	36	5	...	...	34	400	21	6	...	979	400	21	6	...	979	31
19	2	...	...	11	...	...	...	...	...	61	2	1	...	156	61	2	1	...	156	32
7	...	...	...	14	...	...	...	...	...	26	7	...	...	35	26	7	...	...	35	33
480	13	10	...	1,090	...	...	...	...	...	2,356	99	15	...	5,405	2,356	99	15	...	5,405	34
38	...	...	...	84	...	...	...	...	...	99	...	1	...	177	99	...	1	...	177	35
9	...	...	...	15	...	...	...	...	...	65	...	...	...	110	65	...	...	...	110	36
179	...	7	...	459	...	...	...	...	...	624	13	8	...	1,061	624	13	8	...	1,061	37
17	...	...	...	52	...	...	...	...	...	95	4	...	...	233	95	4	...	...	233	38
122	...	3	...	441	...	...	...	...	...	430	11	3	...	1,427	430	11	3	...	1,427	39
1,050	29	26	...	2,634	36	5	...	...	34	4,596	169	35	...	10,459	4,596	169	35	...	10,459	
41,431					132,000					476,558					476,558					



Table XV.

OCCUPATIONS.  
XVIII. Commerce.

316

TABLE  
Occupations

NUMBER.  DISTRICT, STATE OR CITY.		CLASS D.—PREPARATION AND SUPPLY OF MATERIAL SUBSTANCES—concl'd.					CLASS E.—COMMERCE, Order XVIII.— Sub-order 54.—									
		TOTAL CLASS D.					392. BANKERS, MONEY-LENDERS, ETC.					393. INSURANCE AGENTS AND UNDER-WRITERS.				
		Actual workers.				Dependents.	Actual workers.				Dependents.	Actual workers.				Dependents.
		Total.		Partially Agriculturist.			Total.		Partially Agricul- turist.			Total.		Partially Agri- culturist.		
		Males.	Females.	Males.	Females.		Both sexes.	Males.	Females.	Males.		Females.	Both sexes.	Males.	Females.	
		2023	2024	2025	2026	2027	2028	2029	2030	2031	2032	2033	2034	2035	2036	2037
1	GANJAM ...	88,995	77,498	9,207	4,766	140,595	381	69	136	1	1,157	...	...	...	...	...
2	AGENCY, GANJAM ...	11,749	5,574	1,223	759	21,293	3	1	1	...	2	...	...	...	...	...
3	VIZAGAPATAM ...	117,538	89,990	10,098	3,996	163,728	312	166	66	9	948	1	...	...	...	2
4	AGENCY, VIZAGAPATAM ...	20,176	10,187	1,256	196	44,134	53	28	2	...	215	...	...	...	...	...
5	GODÁVARI ...	111,124	60,891	10,332	1,641	213,562	442	179	128	5	1,898	2	...	1	...	9
6	AGENCY, GODÁVARI ...	4,596	1,438	509	115	8,028	39	11	6	1	105	...	...	...	...	...
7	KISTNA ...	116,549	43,037	18,795	3,376	193,687	601	245	201	25	1,785	2	...	...	...	1
8	NELLORE ...	102,783	49,266	18,802	2,649	150,720	1,500	321	350	27	4,104	...	...	...	...	1
9	CUDDAPAH ...	67,089	33,767	8,173	1,728	99,296	858	233	422	52	2,155	...	...	...	...	...
10	KURNOOL ...	47,500	20,928	6,858	1,445	67,972	1,317	293	523	71	3,840	...	...	...	...	...
11	BELLARY ...	51,606	32,714	4,741	702	81,992	299	73	75	1	843	...	...	...	...	4
12	ANANTAPUR ...	47,756	23,311	3,273	657	74,451	320	81	121	...	875	1	...	...	...	...
13	MADRAS ...	62,846	13,975	300	25	139,132	585	341	9	...	1,288	...	...	1	...	47
14	CHINGLEPUT ...	71,524	41,520	3,493	328	131,516	533	163	14	5	593	27	...	...	...	...
15	NORTH ARCOT ...	94,268	50,112	8,693	1,167	177,979	452	258	157	26	1,785	...	...	...	...	3
16	SALEM ...	113,032	74,136	7,982	1,800	175,368	398	134	128	18	1,214	...	...	...	...	...
17	COIMBATORE ...	143,175	88,993	5,263	1,211	254,126	316	289	34	6	950	1	...	...	...	4
18	NILGIRIS ...	4,443	1,240	95	7	7,739	8	1	...	...	19	...	...	...	...	...
19	SOUTH ARCOT ...	74,084	41,754	8,647	1,122	128,186	389	146	85	4	845	...	...	...	...	...
20	TANJORE ...	106,820	80,658	6,232	578	235,034	1,477	1,728	171	23	4,124	6	...	2	...	23
21	TRICHINOPOLY ...	55,385	31,808	7,811	959	104,205	294	261	50	21	1,112	3	...	...	...	1
22	MADURA ...	118,963	73,183	6,798	1,619	215,989	4,742	1,239	350	22	16,890	2	...	...	...	3
23	TINNEVELLY ...	127,447	74,883	12,198	1,531	239,147	743	1,167	56	15	2,052	2	...	1	...	3
24	MALABAR ...	192,112	112,041	10,518	3,260	385,217	1,398	1,098	94	21	5,196	2	...	...	...	14
25	SOUTH CANARA ...	56,347	35,649	5,864	1,560	89,477	150	192	10	1	532	8	...	1	...	24
Total, British Territory.		2,007,907	1,168,553	177,161	37,197	3,542,573	17,610	8,717	3,189	354	54,133	57	...	6	...	139
26	PUDUCHÉTTAI ...	11,461	7,879	2,180	639	19,255	1,863	462	305	21	6,604	...	...	...	...	...
27	BANGANAPALLE ...	2,340	1,585	228	65	3,388	31	12	3	...	81	...	...	...	...	...
28	SANDUR ...	532	361	43	10	820	7	...	3	...	41	...	...	...	...	...
Total, Feudatories.		14,333	9,825	2,451	714	23,463	1,901	464	311	21	6,816	...	...	...	...	...
Grand Total		2,022,240	1,178,378	179,612	37,911	3,566,036	19,511	9,181	3,500	375	60,949	57	...	6	...	139
29	BELLARY CITY ...	6,348	2,651	74	1	14,895	76	33	1	...	177	...	...	...	...	...
30	CALICUT CITY ...	9,320	4,444	260	31	20,393	26	3	2	...	79	...	...	...	...	...
31	COIMBATORE CITY ...	6,273	3,566	128	3	14,964	47	38	4	...	140	...	...	...	...	...
32	CUDDALORE CITY ...	5,613	4,293	216	48	10,942	30	14	4	...	56	...	...	...	...	...
33	KUMBHAKONAM CITY ...	8,097	4,735	169	6	16,975	88	150	5	3	300	2	...	1	...	7
34	MADRAS CITY ...	62,846	13,975	300	25	139,132	585	341	9	...	1,288	27	...	1	...	47
35	MADURA CITY ...	16,532	6,644	431	18	36,342	135	56	23	4	373	1	...	...	...	3
36	NEGAPATAN CITY ...	6,842	3,670	94	...	16,486	82	42	5	1	239	3	...	1	...	13
37	SALEM CITY ...	13,914	9,113	251	8	24,224	46	22	14	4	187	...	...	...	...	...
38	TANJORE CITY ...	5,059	3,774	116	6	12,923	96	65	6	1	262	1	...	...	...	2
39	TRICHINOPOLY CITY ...	11,418	5,464	159	21	30,001	94	71	...	...	443	3	...	...	...	...
Total, Cities		152,062	62,329	2,198	167	337,277	1,303	835	73	13	3,583	37	...	3	...	72
Total Workers and Dependents in the Presidency.		6,766,654					89,641					196				



Money and Securities.															Sub-order 55.—General Merchandise.										NUMBER.
394. MONEY-CHANGERS AND TESTERS.					395. BANK CLERKS, CASHIERS, BILL COLLECTORS, ACCOUNTANTS, ETC.					Total Sub-order 54.					396. GENERAL MERCHANTS.										
Actual workers.				Dependents.	Actual workers.				Dependents.	Actual workers.				Dependents.	Actual workers.				Dependents.						
Total.		Partially Agriculturist.			Total.		Partially Agricul-turist.			Total.		Partially Agriculturist.			Total.		Partially Agricul-turist.								
Males.	Females.	Males.	Females.	Both sexes.	Males.	Females.	Males.	Females.	Both sexes.	Males.	Females.	Males.	Females.	Both sexes.	Males.	Females.	Males.	Females.	Both sexes.						
2038	2039	2040	2041	2042	2043	2044	2045	2046	2047	2048	2049	2050	2051	2052	2053	2054	2055	2056	2057						
18	...	1	...	62	47	...	2	...	145	446	69	139	1	1,364	164	44	15	...	360						
97	6	5	...	194	32	...	2	...	68	442	172	73	9	1,212	57	...	19	...	291						
6	...	...	...	8	...	...	...	...	...	59	28	2	...	223	6	...	3	...	54						
14	...	...	...	35	251	...	12	...	455	709	179	141	5	2,197	109	12	13	...	241						
...	...	...	...	41	...	...	3	...	68	80	11	9	1	171	5	...	1	...	9						
3	...	...	...	5	10	...	1	...	30	616	245	202	25	1,821	150	23	8	3	282						
4	...	1	...	10	178	...	25	...	170	1,682	321	376	27	4,285	56	19	2	1	36						
42	...	2	...	86	...	...	...	...	1	904	233	424	52	2,242	7	5	2	...	18						
8	1	...	1	7	25	...	...	...	126	1,350	294	623	72	3,773	54	8	3	...	65						
1	...	...	...	6	61	...	14	...	272	361	73	89	1	1,125	43	2	2	...	87						
3	7	...	...	12	2	...	...	...	2	326	88	121	...	889	1	3	...	...	13						
85	...	...	...	125	577	...	14	1,295	1,274	341	24	...	...	2,755	560	34	11	...	1,274						
10	...	...	...	77	45	...	4	...	90	588	163	18	5	760	89	...	2	...	148						
74	...	16	...	257	50	...	3	...	54	576	258	176	26	2,099	602	68	44	4	1,323						
31	8	1	...	117	28	...	6	...	30	455	142	135	18	1,361	153	47	6	...	387						
59	...	5	...	214	64	...	6	144	440	289	45	6	...	1,312	607	167	35	6	909						
...	1	...	...	24	...	...	...	...	99	32	2	...	...	118	96	4	...	...	47						
34	...	3	...	213	7	...	5	...	11	430	146	93	4	1,069	608	83	59	2	1,715						
410	4	17	...	1,154	34	...	3	...	89	1,927	1,732	193	23	5,390	190	4	10	...	434						
93	...	10	...	311	16	...	1	...	52	406	261	61	21	1,476	125	4	3	...	134						
261	10	12	...	551	635	...	25	...	917	5,640	1,249	387	22	18,367	73	68	3	...	290						
409	12	60	3	1,008	104	...	12	...	193	1,258	1,179	129	18	3,256	19	14	...	...	51						
10	...	...	...	26	29	...	5	...	133	1,439	1,098	99	21	5,369	375	64	17	...	744						
...	...	...	...	...	22	...	2	...	66	180	192	13	1	622	19	...	...	...	35						
1,676	49	133	4	4,478	2,280	...	145	...	4,508	21,623	8,766	3,473	358	63,258	4,206	675	258	16	9,031						
6	...	1	...	16	...	...	...	...	...	1,869	452	306	21	6,710	12	...	1	...	18						
...	...	...	...	...	...	...	...	...	...	31	12	3	...	81	...	...	...	...	26						
...	...	...	...	...	1	...	...	...	1	8	...	3	...	42	...	...	...	...	27						
6	...	1	...	16	1	...	...	...	1	1,908	464	312	21	6,833	12	...	1	...	18						
1,682	49	134	4	4,494	2,281	...	145	...	4,509	23,531	9,230	3,785	379	70,091	4,218	675	259	16	9,049						
...	...	...	...	...	37	...	5	...	193	113	33	6	...	370	15	...	...	...	48						
37	...	2	...	129	17	...	2	...	85	43	3	4	...	164	28	...	1	...	31						
1	...	...	...	36	2	...	1	...	85	113	38	10	...	354	70	...	5	...	200						
97	...	2	...	250	6	...	...	...	8	33	14	5	...	139	...	...	...	...	1						
85	...	...	...	125	577	...	14	...	11	191	150	8	3	568	3	...	...	...	4						
82	...	4	...	206	9	...	1	...	1,295	1,274	341	24	...	2,755	560	34	11	...	1,274						
59	2	5	...	190	11	...	1	...	9	227	56	28	4	591	...	...	...	...	1						
...	...	...	...	...	2	...	1	...	31	155	44	12	1	473	56	4	2	...	62						
87	...	1	...	209	...	...	1	...	7	48	22	15	4	194	2	...	...	...	7						
59	...	...	...	228	15	...	1	...	2	184	65	7	1	475	...	...	...	...	3						
...	...	...	...	...	...	...	...	...	47	171	71	1	...	718	68	...	1	...	75						
507	2	14	...	1,373	705	...	30	...	1,778	2,552	837	120	13	6,801	802	88	20	...	1,736						
6,225					6,790					102,852					13,942										



Table XV.

OCCUPATIONS.  
XVIII. Commerce.

318

## TABLE

## Occupations

CLASS E.—COMMERCE.

Order XVIII.—

NUMBER.		DISTRICT, STATE OR CITY.		CLASS E.—COMMERCE.																														
				Order XVIII.—																														
				Sub-Order 55.—General Merchandise— <i>contd.</i>										Sub-Order 56.—																				
				397. MERCHANTS' MANAGERS, ACCOUNTANTS, CLERKS, ASSISTANTS, ETC.					Total Sub-Order 55.					398. SHOPKEEPERS; OTHERWISE UNSPECIFIED.				399. SHOPKEEPERS' CLERKS, SALESMEN, ETC.																
				Actual workers.			Dependents.	Actual workers.			Dependents.	Actual workers.			Dependents.	Actual workers.			Dependents.															
				Total.	Partially Agri- culturist.	Males.		Females.	Total.	Partially Agri- culturist.		Males.	Females.	Total.		Partially Agri- culturist.	Males.	Females.		Total.	Partially Agri- culturist.	Males.	Females.											
Males.		Females.		Both sexes.	Males.		Females.		Both sexes.	Males.		Females.		Both sexes.	Males.		Females.		Both sexes.															
2058		2059		2060	2061		2062	2063		2064		2065		2066		2067	2068		2069		2070		2071		2072	2073		2074		2075		2076		2077
1	GANJAM ...			64	...	8	...	226	228	44	23	...	586	67	...	3	...	85	48	...	4	...	...	...	...	...	...	...	...	...	...	...	69	
2	AGENCY, GANJAM ...			...	...	...	...	...	57	...	19	...	291	8	...	...	...	12	...	...	...	...	...	...	...	...	...	...	...	...	...	...	...	
3	VIZAGAPATAM ...			30	...	4	...	166	68	2	7	...	220	113	43	9	...	104	490	...	53	...	...	...	...	...	...	...	...	...	...	...	908	
4	AGENCY, VIZAGAPATAM.			...	...	...	...	...	6	...	...	...	4	40	11	...	...	109	46	...	...	...	...	...	...	...	...	...	...	...	...	...	52	
5	GÓDÁVARI ...			1,040	...	112	...	1,817	1,149	12	125	...	2,058	5	...	...	...	64	79	3	3	3	...	...	...	...	...	...	...	...	...	...	266	
6	AGENCY, GÓDÁVARI ...			...	...	...	...	...	5	...	1	...	9	...	...	...	...	...	...	...	...	...	...	...	...	...	...	...	...	...	...	...	...	
7	KISTNA ...			934	...	66	...	1,724	1,084	23	74	3	2,006	2	...	...	...	...	44	...	11	...	...	...	...	...	...	...	...	...	...	...	54	
8	NELLORE ...			298	...	30	...	275	264	19	32	1	311	26	...	...	...	21	20	...	1	...	...	...	...	...	...	...	...	...	...	...	16	
9	CUDDAPAH ...			2	...	...	...	6	9	5	2	...	24	70	14	14	7	76	522	3	25	...	...	...	...	...	...	...	...	...	...	...	1,379	
10	KURNOOL ...			91	...	4	...	71	145	8	7	...	136	21	9	1	...	16	40	...	...	...	...	...	...	...	...	...	...	...	...	...	147	
11	BELLARY ...			259	...	13	...	647	302	2	15	...	734	81	...	1	...	82	343	...	12	...	...	...	...	...	...	...	...	...	...	...	573	
12	ANANTAPUR ...			...	...	...	...	3	1	3	...	...	16	136	16	5	...	122	127	...	8	...	...	...	...	...	...	...	...	...	...	...	192	
13	MADRAS ...			1,806	...	29	...	4,783	2,426	34	40	...	6,057	158	10	...	...	270	450	22	3	...	...	...	...	...	...	...	...	...	...	...	640	
14	CHINGLEPUT ...			141	...	4	...	227	230	...	6	...	375	126	2	7	...	80	1,138	...	38	...	...	...	...	...	...	...	...	...	...	...	1,764	
15	NORTH ARCOT ...			381	...	15	...	1,625	983	68	59	4	3,048	255	27	16	...	406	916	...	43	...	...	...	...	...	...	...	...	...	...	...	2,217	
16	SALEM ...			647	...	45	...	668	800	47	51	...	1,035	83	4	7	...	156	201	...	5	...	...	...	...	...	...	...	...	...	...	...	462	
17	COIMBATORE ...			32	...	1	...	41	639	167	36	6	950	326	110	20	1	565	1,002	3	50	...	...	...	...	...	...	...	...	...	...	...	1,489	
18	NILGIRIS ...			67	...	...	...	132	163	4	...	...	179	70	1	...	...	107	81	...	...	...	...	...	...	...	...	...	...	...	...	...	113	
19	SOUTH ARCOT ...			449	...	51	...	856	1,057	83	110	2	2,571	381	48	77	...	405	231	...	7	...	...	...	...	...	...	...	...	...	...	...	302	
20	TANJORE ...			169	...	13	...	287	359	4	23	...	721	127	58	8	...	574	2,416	...	134	...	...	...	...	...	...	...	...	...	...	...	5,189	
21	TRICHINOPOLY ...			4	...	...	...	9	129	4	3	...	143	59	7	1	...	166	663	...	25	...	...	...	...	...	...	...	...	...	...	...	1,583	
22	MADRAS ...			90	...	5	...	245	163	68	8	...	535	298	22	10	...	490	1,277	...	63	...	...	...	...	...	...	...	...	...	...	...	2,503	
23	TINNEVELLY ...			248	...	6	...	518	267	14	6	...	569	241	65	16	...	678	2,271	...	148	...	...	...	...	...	...	...	...	...	...	...	3,251	
24	MALABAR ...			1,163	...	62	...	2,744	1,538	64	79	...	3,488	356	20	6	2	637	334	...	12	...	...	...	...	...	...	...	...	...	...	...	390	
25	SOUTH CANARA ...			524	...	102	...	1,041	543	...	102	...	1,076	129	12	5	1	161	236	...	17	...	...	...	...	...	...	...	...	...	...	...	211	
Total, British Terry.				8,409	...	570	...	18,111	12,615	675	828	16	27,142	3,248	509	206	11	5,485	12,975	31	662	3	23,770											
26	PUDUKKÓTTAI ...			3	...	...	...	1	15	...	1	...	19	18	...	2	...	44	163	...	24	...	...	...	...	...	...	...	...	...	...	...	...	264
27	HANGANAPALLE ...			12	...	...	...	2	12	...	...	...	2	3	...	...	...	7	...	...	...	...	...	...	...	...	...	...	...	...	...	...	...	
28	SANDUR ...			2	...	...	...	...	2	...	...	...	...	...	1	...	...	1	...	...	...	...	...	...	...	...	...	...	...	...	...	...	...	2
Total, Feudatories.				17	...	...	...	3	29	...	1	...	21	21	1	2	...	52	163	...	24	...	...	...	...	...	...	...	...	...	...	...	...	266
Grand Total				8,426	...	570	...	18,114	12,644	675	829	16	27,163	3,269	510	208	11	5,537	13,138	31	686	3	24,036											
29	BELLARY CITY ...			...	...	...	...	...	15	...	...	...	48	29	...	...	...	57	262	...	11	...	...	...	...	...	...	...	...	...	...	...	...	528
30	CALICUT CITY ...			161	...	9	...	944	492	...	10	...	975	11	...	...	...	51	98	...	7	...	...	...	...	...	...	...	...	...	...	...	...	73
31	COIMBATORE CITY ...			12	...	...	...	11	82	...	5	...	211	...	...	...	...	162	...	8	...	...	...	...	...	...	...	...	...	...	...	...	...	325
32	CUDDALORE CITY ...			86	...	5	...	207	86	...	5	...	208	2	...	...	...	9	67	...	2	...	...	...	...	...	...	...	...	...	...	...	...	146
33	KUMRAKÓNAM CITY ...			5	...	2	...	17	8	...	2	...	21	7	...	...	...	11	381	...	19	...	...	...	...	...	...	...	...	...	...	...	...	1,087
34	MADRAS CITY ...			1,806	...	29	...	4,783	2,426	34	40	...	6,057	158	10	...	...	270	450	22	3	...	...	...	...	...	...	...	...	...	...	...	...	640
35	MADRAS CITY ...			...	...	...	...	...	13	...	...	...	14	115	...	5	...	181	737	...	35	...	...	...	...	...	...	...	...	...	...	...	...	1,468
36	NEGAPATAN CITY ...			80	...	3	...	149	136	4	5	...	241	38	7	2	...	118	514	...	12	...	...	...	...	...	...	...	...	...	...	...	...	1,053
37	SALEM CITY ...			257	...	13	...	261	259	...	13	...	268	...	...	...	...	7	...	...	1	...	...	...	...	...	...	...	...	...	...	...	...	333
38	TANJORE CITY ...			1	...	...	...	4	1	...	...	...	7	9	...	1	...	55	125	...	4	...	...	...	...	...	...	...	...	...	...	...	...	301
39	TRICHINOPOLY CITY ...			4	...	...	...	6	72	...	1	...	81	45	...	1	...	145	442	...	9	...	...	...	...	...	...	...	...	...	...	...	...	1,272
Total, Cities				2,775	...	61	...	6,395	3,577	38	81	...	8,131	414	17	9	...	897	3,245	22	111	...	...	...	...	...	...	...	...	...	...	...	...	7,226
Total Workers and Dependents in the Presidency.				26,540					40,482					9,316					37,205															



Table XV.

319

OCCUPATIONS.  
XVIII. Commerce.

XV.

—continued.

TRANSPORT AND STORAGE—cont.

Commerce—cont.

Dealing, unspecified.

Sub-order 57.—Middlemen, Brokers and Agents.

400. SHOPKEEPERS' AND MONEY-LENDERS' SERVANTS.					401. PEDLARS, HAWKERS, ETC.					Total Sub-order 56.					402. BROKERS AND AGENTS.					403. AUCTIONEERS, AUDITORS, ACTUARIES, NOTARIES PUBLIC, ETC.					NUMBER.
Actual workers.					Actual workers.					Actual workers.					Actual workers.					Actual workers.					
Total.		Partially Agriculturist.		Dependents.	Total.		Partially Agriculturist.		Dependents.	Total.		Partially Agriculturist.		Dependents.	Total.		Partially Agriculturist.		Dependents.	Total.		Partially Agriculturist.		Dependents.	
Males.	Females.	Males.	Females.		Males.	Females.	Males.	Females.		Males.	Females.	Males.	Females.		Males.	Females.	Males.	Females.		Males.	Females.	Males.	Females.		
2078	2079	2080	2081	2082	2083	2084	2085	2086	2087	2088	2089	2090	2091	2092	2093	2094	2095	2096	2097	2098	2099	2100	2101	2102	
306	8	15	...	292	1	...	...	...	4	422	8	22	...	450	46	...	5	...	123	...	...	...	...	...	
5	...	...	...	4	...	...	...	...	...	13	...	...	...	16	...	...	...	...	...	...	...	...	...	...	
812	130	20	3	1,163	...	...	...	...	...	1,415	173	82	3	2,175	100	...	3	...	286	...	...	...	...	...	
94	6	...	1	203	1	...	...	...	...	181	17	...	1	384	2	...	...	...	...	...	...	...	...	...	
373	58	4	...	616	16	3	...	...	18	473	64	7	3	964	382	1	9	...	1,073	2	...	...	...	...	
81	...	1	...	48	...	...	...	...	...	81	...	1	...	48	2	...	...	...	...	...	...	...	...	...	
290	111	10	...	368	...	...	...	...	...	336	111	21	...	422	100	2	5	...	236	6	...	...	...	...	
170	6	10	1	817	29	...	16	...	92	245	6	27	1	946	138	1	4	...	292	...	...	...	...	...	
341	7	15	...	670	...	...	...	...	...	933	24	54	7	2,125	19	...	...	...	42	1	...	...	...	...	
361	3	7	...	472	...	...	...	...	...	422	12	8	...	635	47	...	1	...	148	2	...	...	...	...	
1,813	32	18	...	2,042	16	2	3	...	22	1,753	34	34	...	2,719	231	...	18	...	727	2	...	...	...	...	
335	23	3	...	386	...	...	...	...	...	598	39	16	...	700	85	2	7	...	108	...	...	...	...	...	
2,329	162	7	...	2,711	314	5	...	...	824	3,251	199	10	...	4,445	1,270	...	27	...	3,477	31	...	...	...	...	
53	20	...	...	259	5	2	...	...	...	20	1,322	24	45	...	2,123	118	11	2	...	276	1	...	...	...	
691	80	9	...	1,375	5	3	1	...	34	1,867	110	69	...	4,122	133	...	6	...	412	2	...	...	...	...	
170	55	10	...	669	...	...	...	...	1	454	59	22	...	1,288	146	2	23	...	175	...	...	...	...	...	
1,501	102	12	1	4,712	6	...	1	...	14	2,905	245	83	2	6,780	236	11	2	...	559	...	...	...	...	...	
246	3	...	...	123	12	...	...	...	22	409	4	...	...	365	23	...	...	...	62	...	...	...	...	...	
327	8	26	...	417	16	...	1	...	14	955	56	111	...	1,138	214	...	13	...	697	...	...	...	...	...	
2,393	45	42	1	3,349	8	...	...	...	4	4,944	103	184	1	9,116	588	17	31	...	1,886	1	...	...	...	...	
818	14	15	1	892	22	...	...	...	32	1,562	21	41	1	2,583	174	...	9	...	401	6	...	...	...	...	
1,175	30	30	...	1,717	6	8	...	...	15	2,766	60	109	...	4,734	430	13	29	...	1,328	...	...	...	...	...	
357	58	13	2	340	28	...	...	...	37	2,897	123	177	2	4,306	324	8	20	1	1,077	1	...	...	...	...	
1,025	224	17	1	2,126	42	3	...	...	60	1,757	247	35	3	3,213	296	1	9	...	1,020	3	...	...	...	...	
424	44	11	...	604	2	...	1	...	4	791	56	34	1	980	64	...	4	...	258	2	...	...	...	...	
15,990	1,229	301	11	26,265	529	26	23	...	1,217	32,742	1,795	1,192	25	56,757	5,068	69	227	1	14,753	60	...	...	...	142	
140	1	7	...	208	...	...	...	...	...	330	1	33	...	516	16	...	3	...	34	...	...	...	...	...	
33	...	...	...	85	...	...	...	...	...	36	...	...	...	72	1	...	...	...	4	...	...	...	...	...	
9	...	...	...	14	...	...	...	...	...	9	1	...	...	17	1	...	...	...	16	...	...	...	...	...	
191	1	7	...	287	...	...	...	...	...	375	2	33	...	605	18	...	3	...	54	...	...	...	...	...	
16,181	1,230	308	11	26,572	529	26	23	...	1,217	33,117	1,797	1,225	25	57,362	5,086	69	230	1	14,907	60	...	...	...	142	
354	...	...	...	892	2	...	...	...	5	647	...	11	...	1,482	129	...	3	...	377	2	...	...	...	...	
332	74	4	...	603	...	...	...	...	...	441	74	11	...	727	124	...	2	...	388	2	...	...	...	...	
477	3	1	...	756	2	...	...	...	10	641	3	9	...	1,091	38	...	...	...	88	...	...	...	...	...	
22	...	1	...	42	3	...	...	...	9	94	...	3	...	206	75	...	3	...	257	...	...	...	...	...	
596	...	9	...	302	...	...	...	...	...	894	...	28	...	1,400	81	...	...	...	219	...	...	...	...	...	
2,329	162	7	...	2,711	314	5	...	...	824	3,261	199	10	...	4,445	1,270	...	27	...	3,477	31	...	...	...	...	
602	...	8	...	930	1	...	...	...	1	1,455	...	48	...	2,589	165	1	9	...	463	...	...	...	...	...	
323	...	1	...	774	1	...	...	...	2	876	7	15	...	1,947	167	...	11	...	631	...	...	...	...	...	
11	38	...	...	244	...	...	...	...	...	18	38	1	...	577	18	...	3	...	23	...	...	...	...	...	
596	7	2	1	931	...	...	...	...	...	730	7	7	1	1,287	57	2	1	...	149	1	...	...	...	...	
481	4	2	...	352	4	...	...	...	3	972	4	12	...	1,772	139	...	3	...	328	6	...	...	...	...	
6,033	288	35	1	8,546	327	5	...	...	854	10,019	332	155	1	17,523	2,263	3	62	...	6,430	42	...	...	...	101	
43,993					1,773					92,876					19,962					202					



Table XV.

OCCUPATIONS.  
XVIII. Commerce.

320

## TABLE

## Occupations

CLASS E.—COMMERCE.

Order XVIII.—

Sub-order 57.—

NUMBER.		DISTRICT, STATE OR CITY.		CLASS E.—COMMERCE.																		
				Order XVIII.—																		
				Sub-order 57.—																		
				404. FARMERS OF POUNDS, TOLLS, FERRIES, MARKETS, ETC.					405. FARMERS OF LIQUOR, OPIUM, ETC.					406. CONTRACTORS FOR LABOUR, EMIGRATION AGENTS, ETC.					407. CONTRACTORS, OTHER- WISE UNSPECIFIED.			
				Actual workers.		Dependents.	Actual workers.		Dependents.	Actual workers.		Dependents.	Actual workers.		Dependents.							
Total.	Partially Agricul- turist.	Total.	Partially Agricul- turist.	Total.	Partially Agricul- turist.		Total.	Partially Agricul- turist.														
		Males.	Females.	Males.	Females.	Both sexes.	Males.	Females.	Males.	Females.	Both sexes.	Males.	Females.	Males.	Females.	Both sexes.	Males.	Females.	Males.	Females.	Both sexes.	
		2103	2104	2105	2106	2107	2108	2109	2110	2111	2112	2113	2114	2115	2116	2117	2118	2119	2120	2121	2122	
1	GANJAM	4				6	76		14		119	47	1	2		101	103		13		257	
2	AGENCY, GANJAM						45		9		142						1				6	
3	VIZAGAPATAM	8		1		30	88	18	12	3	219	17				39	208	1	23		542	
4	AGENCY, VIZAGAPATAM.						54		5		176						6				12	
5	GÓDÁVARI	38		2		109	147	2	35		424	15		1		58	201	1	6		595	
6	AGENCY, GÓDÁVARI	4				10	42		27		27						3				15	
7	KISTNA	11				35	166	1	53		280	11		2		31	161	20	34		486	
8	NELLORE	1				13	63		12		149	1				2	151	4	24		291	
9	CUDDAPAH	20	1			30	89	20	18		248						67	1	14		176	
10	KURNOOL	4				13	200	19	27	1	453	1					62		9		187	
11	BELLARY	12		1		34	172		33		442						122		8		636	
12	ANANTAPUR	2				2	230	47	44	4	667						84	3	12		215	
13	MADRAS	11				64	14				62	30				106	475		15		1,814	
14	CHINGLEPUT	2				3	43		5		136	10				20	169	1	11		514	
15	NORTH ARCOT	19		1		35	201	9	31		592	29		1		52	203	9	26		1,073	
16	SALEM	16		1		18	188	19	30	1	520	11		4		16	191	6	31		592	
17	COIMBATORE	64		4		184	128	23	16	1	499	9		1		16	177	2	22		540	
18	NILGIRIS	1				1	1				6	2				6	64	9	7		144	
19	SOUTH ARCOT	33		1		55	34	1	5	1	135	6				25	122		19		361	
20	TANJORE	26		4		139	206	6	31	1	782	47		2		106	222		26		645	
21	TRICHINOPOLY	3				7	77	4	13		208					16	109		13		696	
22	MADURA	18				27	115	4	17		367	33		4		68	231	1	36		618	
23	TINNEVELLY	16				25	58	3	10		176	3				8	254	1	20		538	
24	MALABAR	100		10		140	27	3	2	1	98	138		5		441	167	1	7		591	
25	SOUTH CANARA	64		10		169	5				10	33	6	2		152	68		9		298	
Total, British Terry.		477	1	35		1,149	2,469	179	439	13	6,847	443	7	24		1,263	3,621	60	394		11,752	
26	PUDUKKÓTTAI	2				3	10		5		28						6		1		7	
27	BANGANAPALLE						11		1		22											
28	SANDUR																1					
Total, Feudatories.		2				3	21		6		50						7		1		7	
Grand Total		479	1	35		1,152	2,490	179	445	13	6,897	443	7	24		1,263	3,628	60	395		11,759	
29	BELLARY CITY					9	29				70						51		1		472	
30	CALICUT CITY	2				14	1				6	6				22	45		1		225	
31	COIMBATORE CITY	4		1		5	9		1		48	2					28		5		126	
32	CUDDALORE CITY	9				31	7		1		44	4				22	18		6		91	
33	KUMBakonam CITY	3		1		28	6		1		23						7		1		32	
34	MADRAS CITY	11				64	14				62	30				106	475		15		1,814	
35	MADURA CITY	1									54	28		4		34	65		13		262	
36	NEGAPATAM CITY	1				5	3				12	32		1		90	17		1		77	
37	SALEM CITY					5	12		3		40						31		4		157	
38	TANJORE CITY	1				8	7		1		44	2				4	29		2		119	
39	TRICHINOPOLY CITY	1				5	18		1		43					10	44		3		213	
Total, Cities		33		2		174	106		8		446	104		5		288	810		52		3,591	
Total Workers and Dependents in the Presidency.		1,632					9,566					1,713					15,447					



**Table XV.**  
**OCCUPATIONS.**  
**XIX. Transport and Storage.**

XV.

—continued.

TRANSPORT AND STORAGE—cont.

Commerce—concl'd.

Middlemen, Brokers and Agents—concl'd.

Order XIX.—Transport and Storage.

Sub-order 58.—Railway.

409. AGENTS, DIRECTORS, MANAGERS AND THEIR ASSISTANTS.

408. CLERKS EMPLOYED BY MIDDLEMEN.					Total Sub-order 57.					Total Order XVIII.					409. AGENTS, DIRECTORS, MANAGERS AND THEIR ASSISTANTS.					NUMBER.
Actual workers.				Dependents.	Actual workers.				Dependents.	Actual workers.				Dependents.	Actual workers.				Dependents.	
Total.		Partially Agricultur-ist.			Total.		Partially Agricultur-ist.			Total.		Partially Agricultur-ist.			Total.		Partially Agri-culturist.			
Males.	Females.	Males.	Females.	Both sexes.	Males.	Females.	Males.	Females.	Both sexes.	Males.	Females.	Males.	Females.	Both sexes.	Males.	Females.	Males.	Females.	Both sexes.	
2123	2124	2125	2126	2127	2128	2129	2130	2131	2132	2133	2134	2135	2136	2137	2138	2139	2140	2141	2142	
47	...	2	...	96	323	1	36	...	702	1,419	122	220	1	3,102	...	...	...	...	1	
184	...	15	...	219	46	...	9	...	148	119	1	29	...	457	...	...	...	...	2	
25	...	2	...	45	87	...	7	...	233	333	45	9	1	824	...	...	...	...	3	
83	...	1	...	149	868	4	44	...	2,410	3,199	259	317	8	7,629	1	...	...	...	4	
1	...	1	...	1	52	...	28	...	53	218	11	39	1	281	...	...	...	...	5	
84	...	16	...	648	539	23	110	...	1,723	2,575	402	407	28	5,972	...	...	...	...	6	
102	...	17	...	186	466	5	57	...	933	2,647	351	492	29	6,475	1	...	...	...	7	
17	...	2	...	27	213	22	34	...	524	2,059	284	514	59	4,915	...	...	...	...	8	
30	...	3	...	17	346	19	40	1	818	2,263	333	578	73	5,362	...	...	...	...	9	
72	...	1	...	144	611	...	61	...	1,986	3,027	109	199	1	6,564	...	...	...	...	10	
25	...	2	...	119	426	52	65	4	1,201	1,351	182	202	4	2,806	...	...	...	...	11	
183	...	1	...	446	2,014	43	...	...	6,050	8,965	574	117	...	19,307	14	...	...	...	12	
79	...	2	...	193	422	12	20	...	1,148	2,562	199	89	5	4,406	3	...	...	...	13	
137	...	10	...	444	724	18	75	...	2,530	4,150	454	379	30	11,799	2	...	...	...	14	
7	...	1	...	84	559	27	90	1	1,405	2,268	275	298	19	5,089	1	...	...	...	15	
59	...	1	...	94	673	36	46	1	1,892	4,657	737	210	15	10,934	...	...	...	...	16	
19	...	1	...	31	110	9	8	...	250	714	19	5	...	912	...	...	...	...	17	
14	...	2	...	25	423	1	40	1	1,298	2,865	286	354	7	6,076	...	...	...	...	18	
160	...	15	...	302	1,250	23	109	1	3,860	8,480	1,862	509	25	19,087	...	...	...	...	19	
98	...	2	...	221	465	4	37	...	1,561	2,562	290	142	22	5,763	9	...	...	...	20	
79	...	1	...	138	906	18	87	...	2,547	9,465	1,395	591	22	26,183	11	...	1	...	21	
54	...	4	...	152	610	12	63	1	1,977	5,032	1,328	375	21	10,108	...	...	...	...	22	
37	...	1	...	75	768	5	34	1	2,373	5,502	1,414	247	25	11,440	1	...	...	...	23	
11	...	1	...	18	247	6	26	...	823	1,761	254	175	2	3,501	...	...	...	...	24	
1,555	...	104	...	3,874	13,693	316	1,223	14	39,780	80,673	11,552	6,716	413	186,937	50	...	1	...	178	
18	...	...	...	19	52	...	9	...	91	2,266	453	349	21	7,336	...	...	...	...	25	
3	...	...	...	1	12	...	1	...	26	97	12	4	...	181	...	...	...	...	26	
...	...	...	...	...	5	...	...	...	17	24	1	3	...	76	...	...	...	...	27	
21	...	...	...	20	69	...	10	...	134	2,381	466	356	21	7,593	...	...	...	...	28	
1,576	...	104	...	3,894	13,762	316	1,233	14	39,914	81,054	12,018	7,072	434	194,530	50	...	1	...	178	
59	...	1	...	91	261	...	5	...	1,022	1,036	33	22	...	2,922	...	...	...	...	29	
3	...	...	...	4	183	...	3	...	664	1,159	77	28	...	2,530	...	...	...	...	30	
16	...	...	...	36	97	...	7	...	303	933	41	31	...	1,959	...	...	...	...	31	
3	...	...	...	8	116	...	10	...	453	329	14	23	...	1,006	...	...	...	...	32	
25	...	2	...	20	122	...	5	...	322	1,215	150	43	3	2,311	...	...	...	...	33	
183	...	1	...	446	2,014	...	43	...	6,050	8,965	574	117	...	19,307	14	...	...	...	34	
34	...	...	...	80	293	1	26	...	923	1,975	57	102	4	4,117	11	...	1	...	35	
24	...	2	...	51	244	...	15	...	866	1,411	53	47	1	3,527	...	...	...	...	36	
...	...	...	...	15	61	...	10	...	240	386	60	39	4	1,279	...	...	...	...	37	
10	...	1	...	34	107	2	5	...	358	1,022	74	19	2	2,127	...	...	...	...	38	
70	...	...	...	86	278	...	7	...	700	1,493	75	21	...	3,271	9	...	...	...	39	
418	...	7	...	871	3,776	3	136	...	11,901	19,224	1,210	492	14	44,356	34	...	1	...	107	
5,470					53,992					289,602					228					



Table XV.  
OCCUPATIONS.  
XIX. Transport and  
Storage.

TABLE  
Occupations

NUMBER.		DISTRICT, STATE OR CITY.		CLASS E.— Order XIX.— Sub-order 58.—																			
				410. OTHER ADMINIS- TRATIVE OFFICIALS.					411. CLERICAL STAFF ON RAILWAYS.					412. STATIONMASTERS AND ASSISTANTS, INSPECTORS, OVERSEERS, ETC.					413. GUARDS, DRIVERS, FIREMEN, ETC.				
				Actual workers.				Dependents.	Actual workers.				Dependents.	Actual workers.				Dependents.	Actual workers.				Dependents.
				Total.		Partially Agri- culturist.	Total.		Partially Agri- culturist.	Total.		Partially Agri- culturist.		Total.		Partially Agri- culturist.							
				Males.	Females.		Males.			Females.	Males.			Females.	Males.		Females.		Males.	Females.			
				2143	2144	2145	2146	2147	2148	2149	2150	2151	2152	2153	2154	2155	2156	2157	2158	2159	2160	2161	2162
1	GANJAM ...	9	...	...	...	21	23	...	...	...	34	43	...	2	...	82	38	...	...	...	27		
2	AGENCY, GANJAM ...	...	...	...	...	...	...	...	...	...	...	...	...	...	...	...	...	...	...	...	...		
3	VIZAGAPATAM ...	...	...	...	...	...	352	...	14	...	756	45	...	...	...	128	164	...	...	...	294		
4	AGENCY, VIZAGAPATAM.	...	...	...	...	...	...	...	...	...	...	...	...	...	...	...	...	...	...	...	...		
5	GÓDÁVARI ...	7	...	...	...	6	106	...	7	...	210	63	...	1	...	192	62	...	...	...	109		
6	AGENCY, GÓDÁVARI ...	...	...	...	...	...	...	...	...	...	...	...	...	...	...	...	1	...	...	...	1		
7	KISTNA ...	5	...	1	...	11	111	...	9	...	150	102	...	10	...	237	300	...	9	...	338		
8	NELLORE ...	6	...	...	...	7	39	...	4	...	93	104	...	5	...	336	194	...	1	...	283		
9	CUDDAPAH ...	...	...	...	...	1	15	...	...	...	40	60	...	8	...	215	66	...	1	...	116		
10	KURNOOL ...	1	...	...	...	2	10	...	...	...	38	40	...	...	...	132	17	...	...	...	5		
11	BELLARY ...	2	...	...	...	...	67	...	4	...	180	55	...	1	...	137	17	...	...	...	26		
12	ANANTAPUR ...	4	...	...	...	5	2	...	...	...	50	71	...	1	...	175	137	...	1	...	1,045		
13	MADRAS ...	23	...	...	...	96	936	...	23	...	2,527	124	...	3	...	525	462	...	1	...	1,168		
14	CHINGLEPUT ...	8	...	...	...	18	131	...	1	...	323	68	...	7	...	269	52	...	...	...	64		
15	NORTH ARCOT ...	11	...	...	...	25	228	...	19	...	471	158	...	14	...	543	227	...	13	...	484		
16	SALEM ...	1	...	...	...	10	64	...	12	...	103	30	...	2	...	310	34	...	1	...	105		
17	COIMBATORE ...	1	...	...	...	6	76	...	5	...	212	71	...	6	...	246	110	...	1	...	274		
18	NILGIRI ...	...	...	...	...	...	16	...	...	...	22	12	...	...	...	21	8	...	...	...	20		
19	SOUTH ARCOT ...	6	...	1	...	18	100	...	4	...	237	53	...	4	...	268	73	...	2	...	231		
20	TANJORE ...	8	...	...	...	11	338	...	18	...	989	135	...	15	...	524	221	...	7	...	403		
21	TRICHINOPOLY ...	...	...	...	...	...	564	...	38	...	1,854	62	...	3	...	233	158	...	...	...	622		
22	MADURA ...	2	...	...	...	21	127	...	7	...	265	44	...	7	...	143	106	...	5	...	291		
23	TINNEVELLY ...	1	...	...	...	6	63	...	1	...	98	52	...	5	...	113	32	...	2	...	73		
24	MALABAR ...	3	...	...	...	22	65	...	8	...	208	72	...	1	...	257	54	...	2	...	135		
25	SOUTH CANARA ...	...	...	...	...	...	7	...	...	...	32	8	...	...	...	5	3	...	...	...	5		
Total, British Terry.		99	...	2	...	286	3,440	...	174	...	8,892	1,502	...	95	...	5,091	2,436	...	46	...	6,088		
26	PUDUKKÓTTAI ...	...	...	...	...	...	2	...	...	...	6	...	...	...	...	1	...	...	...	...	...		
27	BANGANAPALLE ...	...	...	...	...	...	...	...	...	...	...	...	...	...	...	...	...	...	...	...	...		
28	SANDUR ...	...	...	...	...	...	...	...	...	...	...	...	...	...	...	...	...	...	...	...	...		
Total, Feudatories.		...	...	...	...	...	2	...	...	...	6	...	...	...	...	1	...	...	...	...	...		
Grand Total		99	...	2	...	286	3,442	...	174	...	8,898	1,502	...	95	...	5,092	2,436	...	46	...	6,088		
29	BELLARY CITY ...	...	...	...	...	...	57	...	4	...	166	15	...	...	...	59	9	...	...	...	21		
30	CALICUT CITY ...	...	...	...	...	...	13	...	2	...	35	17	...	...	...	73	20	...	...	...	62		
31	COIMBATORE CITY ...	...	...	...	...	...	18	...	3	...	42	3	...	...	...	27	2	...	...	...	16		
32	CUDDALORE CITY ...	4	...	1	...	18	39	...	...	...	119	12	...	1	...	44	30	...	...	...	128		
33	KUMBakonam CITY ...	...	...	...	...	...	14	...	...	...	49	4	...	...	...	32	1	...	...	...	2		
34	MADRAS CITY ...	23	...	...	...	96	936	...	23	...	2,527	124	...	3	...	525	462	...	1	...	1,168		
35	MADURA CITY ...	...	...	...	...	...	79	...	6	...	292	18	...	1	...	47	88	...	4	...	275		
36	NEGAPATAM CITY ...	6	...	...	...	3	220	...	15	...	648	17	...	1	...	39	143	...	3	...	167		
37	SALEM CITY ...	...	...	...	...	...	1	...	...	...	24	...	...	...	...	7	...	...	...	...	3		
38	TANJORE CITY ...	...	...	...	...	...	34	...	...	...	117	12	...	...	...	82	20	...	2	...	88		
39	TRICHINOPOLY CITY ...	...	...	...	...	...	525	...	33	...	1,727	38	...	1	...	171	157	...	...	...	612		
Total, Cities		33	...	1	...	117	1,936	...	86	...	5,656	280	...	7	...	1,106	932	...	10	...	2,572		
Total Workers and Dependents in the Presidency.		385					12,340					6,594					8,594						



**Table XV.**  
**OCCUPATIONS.**  
**XIX. Transport**  
**and Storage.**

**XV.**

—continued.

COMMERCE, TRANSPORT AND STORAGE—cont.

Transport and Storage—cont.

Railway—concl'd.

414. POINTSMEN, SHUNTERS, PORTERS, SIGNALLERS, ETC.					415. RAILWAYS, SERVICE UNSPECIFIED.					Total Sub-order 58.					416. TRAMWAY, MAIL CARRI- AGE, ETC., MANAGERS, CONTRACTORS, ETC.					NUMBER.
Actual workers.				Dependents.	Actual workers.				Dependents.	Actual workers.				Dependents.	Actual workers.				Dependents.	
Total.		Partially Agriculturist.			Total.		Partially Agri- culturist.			Total.		Partially Agri- culturist.			Total.		Partially Agri- culturist.			
Males.	Females.	Males.	Females.	Both sexes.	Males.	Females.	Males.	Females.	Both sexes.	Males.	Females.	Males.	Females.	Both sexes.	Males.	Females.	Males.	Females.	Both sexes.	
2163	2164	2165	2166	2167	2168	2169	2170	2171	2172	2173	2174	2175	2176	2177	2178	2179	2180	2181	2182	
237	...	...	...	286	106	5	3	...	97	456	5	5	...	548	...	...	...	...	...	1
494	...	2	...	810	61	9	...	1	159	1,122	9	16	1	2,120	...	...	...	...	...	2
473	...	2	...	774	34	...	...	...	113	746	...	10	...	1,411	...	...	...	...	...	3
1	...	...	...	1	...	...	...	...	5	3	...	...	...	6	...	...	...	...	...	4
628	...	19	...	1,138	88	19	1	...	195	1,134	19	49	...	2,090	10	...	...	...	...	5
558	...	21	...	821	205	2	10	...	105	1,107	2	41	...	1,650	11	...	2	...	...	6
588	...	30	...	1,161	93	2	2	...	179	852	2	41	...	1,712	...	...	...	...	...	7
366	...	25	...	458	17	...	2	...	2	452	...	27	...	637	...	...	...	...	...	8
341	...	18	...	630	16	...	...	...	58	498	...	23	...	1,032	5	...	...	...	...	9
773	...	8	...	851	51	5	2	...	113	1,038	5	12	...	2,239	...	...	...	...	...	10
858	...	9	...	1,872	119	...	...	...	465	2,536	...	36	...	6,693	248	...	...	...	...	11
268	...	15	...	624	124	...	2	...	355	654	...	25	...	1,665	10	...	...	...	...	12
1,095	...	52	...	2,007	987	5	10	...	496	2,008	5	108	...	4,039	5	...	4	...	...	13
691	...	45	...	1,357	17	...	5	...	57	838	...	65	...	1,946	3	...	...	...	...	14
471	...	46	...	922	126	...	4	...	313	855	...	62	...	1,973	1	...	...	...	...	15
36	...	...	...	63	14	1	...	...	6	86	1	...	...	133	5	...	...	...	...	16
460	...	37	...	1,085	21	...	1	...	45	743	...	49	...	1,884	...	...	...	...	...	17
835	...	68	...	1,834	141	...	8	...	334	1,678	...	116	...	4,095	1	...	...	...	...	18
332	...	17	...	1,008	36	...	5	...	54	1,161	...	63	...	3,834	2	...	...	...	...	19
372	...	37	...	801	113	...	2	...	157	776	...	59	...	1,691	57	...	5	...	...	20
257	...	24	...	628	180	...	15	...	204	585	...	47	...	1,124	18	...	2	...	...	21
469	...	14	...	624	128	...	...	...	229	822	...	25	...	1,476	29	...	1	...	...	22
7	...	...	...	...	5	...	...	...	2	30	...	...	...	44	...	...	...	...	...	23
10,670	...	489	...	19,754	1,983	48	72	1	3,743	20,180	48	879	1	44,032	405	...	14	...	1,165	24
4	...	1	...	8	...	...	...	...	1	6	...	1	...	16	...	...	...	...	...	25
...	...	...	...	...	...	...	...	...	...	...	...	...	...	...	...	...	...	...	...	26
...	...	...	...	...	...	...	...	...	...	...	...	...	...	...	...	...	...	...	...	27
...	...	...	...	...	...	...	...	...	...	...	...	...	...	...	...	...	...	...	...	28
4	...	1	...	8	...	...	...	...	1	6	...	1	...	16	...	...	...	...	...	29
10,674	...	490	...	19,762	1,983	48	72	1	3,744	20,186	48	880	1	44,048	405	...	14	...	1,169	30
78	...	2	...	222	15	...	...	...	21	174	...	6	...	491	...	...	...	...	...	31
84	...	...	...	89	...	...	...	...	...	134	...	2	...	259	3	...	...	...	...	32
22	...	...	...	56	3	...	...	...	9	48	...	3	...	150	1	...	...	...	...	33
59	...	3	...	210	4	...	...	...	9	148	...	5	...	528	...	...	...	...	...	34
20	...	...	...	51	5	...	...	...	6	44	...	...	...	140	...	...	...	...	...	35
858	...	9	...	1,872	119	...	...	...	465	2,536	...	36	...	6,693	248	...	...	...	...	36
174	...	3	...	401	80	...	...	...	122	450	...	15	...	1,059	5	...	...	...	...	37
153	...	4	...	335	30	...	1	...	145	569	...	24	...	1,367	...	...	...	...	...	38
17	...	...	...	7	1	...	...	...	1	19	...	...	...	42	...	...	...	...	...	39
135	...	5	...	342	16	...	1	...	48	217	...	8	...	677	...	...	...	...	...	40
313	...	15	...	892	...	...	...	...	...	1,042	...	49	...	3,465	1	...	...	...	...	41
1,013	...	41	...	4,477	273	...	2	...	826	5,361	...	148	...	14,861	258	...	...	...	...	42
30,436					5,775					64,282					1,574					



Table XV.

OCCUPATIONS.  
XIX. Transport  
and Storage.

324

TABLE  
Occupations

CLASS E.																					
Order XIX.																					
Sub-order 59.																					
DISTRICT, STATE OR CITY.		417. CART OWNERS AND DRIVERS, CARTING AGENTS, ETC.					418. LIVERY STABLE- KEEPERS, ETC.					419. DRIVERS, STABLE-BOYS, ETC., NOT PRIVATE SERVANTS.					420. PALKI, ETC., BEARERS, AND OWNERS.				
		Actual workers.				Dependents.	Actual workers.				Dependents.	Actual workers.				Dependents.	Actual workers.				Dependents.
		Total.		Partially Agri- culturist.			Total.		Partially Agri- culturist.			Total.		Partially Agri- culturist.			Total.		Partially Agri- culturist.		
		Males.	Females.	Males.	Females.		Males.	Females.	Males.	Females.		Males.	Females.	Males.	Females.		Males.	Females.			
		2183	2184	2185	2186	2187	2188	2189	2190	2191	2192	2193	2194	2195	2196	2197	2198	2199	2200	2201	2202
1	GANJAM	1,481	...	175	...	1,772	...	...	...	...	...	...	...	4	408	...	30	...	...	285	
2	AGENCY, GANJAM	70	...	25	...	103	...	...	...	...	...	...	...	...	...	...	...	...	...	...	
3	VIZAGAPATAM	977	26	21	...	1,429	...	...	...	...	...	...	...	...	314	2	100	2	...	351	
4	AGENCY, VIZAGAPATAM	125	...	45	...	132	...	...	...	...	...	...	...	...	55	...	...	...	...	136	
5	GODAVARI	2,512	17	79	...	3,092	...	...	...	...	...	1	...	...	180	...	2	...	...	245	
6	AGENCY, GODAVARI	96	...	1	...	97	...	...	...	...	...	7	...	1	14	2	...	...	...	3	
7	KISTNA	1,159	8	64	...	2,089	...	...	...	...	...	...	...	6	5	...	4	...	...	6	
8	NELLORE	1,603	31	188	3	2,521	...	...	...	...	...	126	...	8	44	...	...	...	...	8	
9	CUDDAPAH	1,187	7	61	1	2,036	...	...	...	...	...	...	...	...	1	...	...	...	...	2	
10	KURNOOL	457	5	17	1	745	...	...	...	...	...	6	...	...	1	...	...	...	...	...	
11	BELLARY	1,310	7	47	...	1,877	...	...	...	...	...	61	...	1	33	6	...	...	...	1	
12	ANANTAPUR	967	23	49	...	1,226	...	...	...	...	...	...	...	...	26	...	...	...	...	3	
13	MADRAS	3,066	17	18	1	6,101	37	4	1	...	93	908	...	2	1,449	255	...	1	...	389	
14	CHINGLEPUT	2,418	...	50	...	4,176	...	...	...	...	...	64	...	...	175	14	...	...	...	37	
15	NORTH ARCOT	3,295	61	153	2	6,333	...	...	...	...	1	172	...	21	522	120	...	3	...	321	
16	SALEM	3,269	61	150	1	4,245	...	...	...	...	...	109	...	3	699	25	...	...	...	29	
17	COIMBATORE	1,799	8	69	...	2,551	...	...	...	...	1	2,262	...	60	3,294	30	...	1	...	71	
18	NILGIRIS	449	5	14	...	428	26	...	...	...	87	344	...	3	116	35	2	...	...	185	
19	SOUTH ARCOT	1,827	7	106	...	2,695	...	...	...	...	...	120	...	18	208	162	...	13	...	297	
20	TANJORE	3,420	...	208	...	6,074	...	...	...	...	...	3,425	...	122	5,068	101	...	...	...	155	
21	TRICHINOPOLY	1,705	...	134	...	2,808	...	...	...	...	1	1,384	...	13	2,270	48	...	15	...	54	
22	MADURA	5,120	36	190	1	7,048	8	...	4	...	3	86	...	3	176	59	...	...	...	26	
23	TINNEVELLY	6,781	73	497	1	9,316	...	...	...	...	...	30	...	1	598	121	1	12	...	105	
24	MALABAR	2,444	35	156	...	3,937	...	...	...	...	...	5,670	...	142	7,781	66	2	5	...	131	
25	SOUTH CANARA	1,043	...	231	...	1,174	...	...	...	...	...	1,019	...	94	903	4	...	...	...	1	
Total, British Terry.		49,180	433	2,769	11	74,905	71	4	5	...	186	15,794	...	492	...	23,261	2,029	7	186	2	2,841
26	PUDUCKOTTAI	532	...	78	...	385	...	...	...	...	...	111	...	...	500	...	...	...	...	...	
27	BANGANAPALLE	4	...	...	...	10	...	...	...	...	...	...	...	...	...	...	...	...	...	...	
28	SANDUR	13	...	1	...	12	...	...	...	...	...	14	...	1	...	3	...	...	...	3	
Total, Feudatories.		549	...	79	...	407	...	...	...	...	...	125	...	1	...	300	3	...	...	3	
Grand Total		49,729	433	2,848	11	75,312	71	4	5	...	186	15,919	...	493	...	23,561	2,032	7	186	2	2,844
29	BELLARY CITY	532	...	...	...	969	...	...	...	...	...	...	...	...	...	...	...	...	...	...	
30	CALICUT CITY	143	...	2	...	613	...	...	...	...	...	471	...	2	685	1	...	...	...	4	
31	COIMBATORE CITY	96	...	1	...	237	...	...	...	...	...	391	...	3	771	1	...	...	...	8	
32	CUDDALORE CITY	359	...	9	...	556	...	...	...	...	...	2	...	...	1	103	...	...	...	209	
33	KUMRAKONAM CITY	98	...	...	...	373	...	...	...	...	...	341	...	1	504	1	...	...	...	...	
34	MADRAS CITY	3,066	17	18	1	6,101	37	4	1	...	93	908	...	2	1,449	255	...	1	...	389	
35	MADURA CITY	809	...	10	...	1,137	...	...	...	...	...	2	...	...	29	1	...	...	...	2	
36	NEGAPATAM CITY	129	...	3	...	296	...	...	...	...	...	182	...	...	348	...	...	...	...	...	
37	SALEM CITY	501	...	11	...	914	...	...	...	...	...	...	...	...	12	...	...	...	...	...	
38	TANJORE CITY	395	...	8	...	518	...	...	...	...	...	223	...	7	542	...	...	...	...	...	
39	TRICHINOPOLY CITY	145	...	8	...	455	...	...	...	...	1	1,091	...	8	1,724	3	...	1	...	6	
Total, Cities		6,264	17	70	1	12,169	37	4	1	...	94	3,611	...	23	6,065	365	...	2	...	618	
Total Workers and Dependents in the Presidency.		125,474					261					39,490					4,883				



**Table XV.**  
**OCCUPATIONS.**  
**XIX. Transport**  
**and Storage.**

XV.

—continued.

COMMERCE, TRANSPORT AND STORAGE—cont.

Transport and Storage—cont.

Road—contd.

Sub-order 60.—Water.

421. PACK BULLOCK OWNERS, DRIVERS, ETC.					422. JACK CAMEL, ELEPHANT, MULE, ETC., OWNERS AND DRIVERS.					Total Sub-order 59.					423. SHIP OWNERS AND AGENTS.					424. SHIPPING CLERKS, SUPERCARGOES AND STEVEDORES.					NUMBER.	
Actual workers.					Actual workers.					Actual workers.					Actual workers.					Actual workers.						
Total.		Partially Agriculturalist.		Dependents.	Total.		Partially Agriculturalist.		Dependents.	Total.		Partially Agriculturalist.		Dependents.	Total.		Partially Agriculturalist.		Dependents.	Total.		Partially Agriculturalist.		Dependents.		
Males.	Females.	Males.	Females.		Males.	Females.	Males.	Females.		Males.	Females.	Males.	Females.		Males.	Females.	Males.	Females.		Males.	Females.	Males.	Females.			Males.
2203	2204	2205	2206	2207	2208	2209	2210	2211	2212	2213	2214	2215	2216	2217	2218	2219	2220	2221	2222	2223	2224	2225	2226	2227		
27	1			63						1,916	1	205		2,124	3		1		14	7		1		4	1	
25		7		37						95		32		140											2	
68	3			104						1,359	31	121	2	1,884	9		1		10	15		1		22	3	
68	12	2		145						248	12	47		413											4	
81				139	275	2	11		479	3,049	19	92		4,855						24		3		52	5	
38		1		8						141		3		122											6	
244	71			320						1,418	79	98		2,465											7	
31	2	2	1	46	6				13	1,777	33	200	4	2,707	1				2			3		45	8	
184	61	6		262	61	11	3		33	1,433	79	70	1	2,333											9	
2	24		1	30						466	29	17	2	779											10	
27	1	3		78	13				13	1,422	8	51		2,005											11	
51		12		68	25				34	1,069	23	52		1,331											12	
										4,514	21	22	1	8,650	14				38	28					108	13
										2,506		50		4,415												14
1					7	1			21	3,600	65	181	2	7,208												15
109	7	4		182	3					3,518	71	157	1	5,158												16
223	14	3		277	10	1			2	4,325	23	133		6,204												17
4	1			3					5	863	8	17		832												18
				8						2,109	7	137		3,220												19
1				9					10	6,948		330		11,310	9		2		15	8						20
6				13						3,145		162		5,153												21
16				43	41	12			135	5,378	48	202	1	7,607	1				36	1						22
131	3	7	1	395						7,081	77	519	2	10,387						24		2				23
186	9	7		363						8,395	46	311		12,316	1				10	112		6				24
7				9						2,673		325		2,087	9		1		18	10						25
1,528	209	54	3	2,602	441	27	14		745	69,448	680	3,534	16	105,705	47		5		149	242		16		742		
										643		78		689												26
										4				10												27
									3	30		2		18												28
									3	677		80		717												
1,528	209	54	3	2,602	441	27	14		748	70,125	680	3,614	16	106,422	47		5		149	242		16		742		
					6				6	538				975												29
										618		4		1,306												30
										489		4		1,018												31
										464		9		766												32
										440		1		877												33
										4,514	21	22	1	8,650	14				38	28						34
										817		10		1,176												35
										302		3		644	6		2		12	1						36
										501		11		926												37
										618		15		1,080												38
										1,240		17		2,191												39
					6				6	40,541	21	96	1	19,589	20		2		50	67		4		214		
4,339					1,216					177,227					196					984						



Table XV.

OCCUPATIONS.  
XIX. Transport  
and Storage.

326

TABLE  
Occupations

CLASS E.—

Order XIX.—

Sub-order 60.—Water—*concid.*

NUMBER.	DISTRICT, STATE OR CITY.	425. BOAT AND BARGE OWNERS, ETC.					* 426. SHIPS' OFFICERS, ENGINEERS, MARINERS AND FIREMEN.					429. BOAT AND BARGEMEN.					430. PILOTS.				
		Actual workers.			Dependents.		Actual workers.			Dependents.		Actual workers.			Dependents.		Actual workers.			Dependents.	
		Total.		Parti- tially Agri- culturist.			Total.		Parti- tially Agri- culturist.			Total.		Parti- tially Agri- culturist.			Total.		Parti- tially Agri- culturist.		
		Males.	Females.	Males.	Females.	Both sexes.	Males.	Females.	Males.	Females.	Both sexes.	Males.	Females.	Males.	Females.	Both sexes.	Males.	Females.	Males.	Females.	Both sexes.
		2228	2229	2230	2231	2232	2233	2234	2235	2236	2237	2238	2239	2240	2241	2242	2243	2244	2245	2246	2247
1	GANJAM	9				10	7				13	735	7	8		2,004					
2	AGENCY, GANJAM																				
3	VIZAGAPATAM		8			25	126				58	569		6		1,301					
4	AGENCY, VIZAGAPATAM											18				41					
5	GÓDÁVARI	362	2	13		950	133		1		65	5,795	30	165	1	9,356					
6	AGENCY, GÓDÁVARI	44	1	6		49						442		7		357					
7	KISTNA	245	2	19	1	241	1					3,140	24	179	6	2,568					
8	NELLORE	98	5	5	2	140						724		34		566					
9	CUDDAPAH											9		2		13					
10	KURNOOL						1					80		1		104					
11	BELLARY											15		2		16					
12	ANANTAPUR																				
13	MADRAS	48	1			170	480				66	2,079		16		4,234	11				10
14	CHINGLEPUT	3		1		24	3				3	604	1	9		824					
15	NORTH ARCOT											1				1					
16	SALEM											72		7		77					
17	COIMBATORE						1					88	1	6		78					
18	NILGIRIS										3					9					
19	SOUTH ARCOT	25	3	3		307	128				54	486				868					
20	TANJORE	74		8		387	380				501	1,038	1	5		3,481					
21	TRICHINOPOLY											33		5		79					
22	MADURA	96		1		207	41				16	829	32	9	2	3,514					5
23	TINNEVELLY	6	2			50	6				13	797	18	7		2,664					
24	MALABAR	53	7	3	1	293	3,709		65		675	4,623	4	103		7,760	2				11
25	SOUTH CANARA	65		3		180	1,357		74		409	1,850	4	35		2,838					
Total, British Terry.		1,128	31	62	4	3,102	6,463		140		1,876	24,027	122	606	9	42,753	13				26
26	PUDUKÓTTAI																				
27	RANGANAPALLE																				
28	SANDUR											1		1		3					
Total, Feudatories.												1		1		3					
Grand Total		1,128	31	62	4	3,102	6,463		140		1,876	24,028	122	607	9	42,756	13				26
29	BELLARY CITY																				
30	CAJICUT CITY	1	1		1	26	1,228		19		21	177				390					
31	COIMBATORE CITY																				
32	CUDDALORE CITY	25	3	3		345	122				8	365				467					
33	KUMBHAKONAM CITY																				
34	MADRAS CITY	48	1			170	480				66	2,079		16		4,234	11				10
35	MADURA CITY										1	1				1					
36	NEGAPATAM CITY	38				181	359				461	512				1,821					
37	SALEM CITY																				
38	TANJORE CITY																				
39	TRICHINOPOLY CITY											1				4					
Total, Cities		112	5	3	1	722	2,189		19		557	3,135		16		6,917	11				10
Total Workers and Dependents in the Presidency.		4,261					8,339					66,906					39				

\* There are no entries under groups Nos. 426 and 427.



**Table XV.**  
**OCCUPATIONS.**  
**XIX. Transport**  
**and Storage.**

XV.

—continued.

COMMERCE, TRANSPORT AND STORAGE—cont.

Transport and Storage—cont.

															Sub-order 61.—Messages.										NUMBER.	
431. LOCK-KEEPERS, ETC., AND CANAL SERVICE.					432. HARBOUR WORKS, HARBOUR SERVICE AND DIVERS.					Total Sub-order 60.					433. POST OFFICE: OFFICERS AND SUPERIOR STAFF.					434. POST OFFICE: CLERKS, MESSAGERS, RUNNERS AND OTHER SUBORDINATES.						
Actual workers.					Actual workers.					Actual workers.					Actual workers.					Actual workers.						
Total.		Partially Agri- culturist.		Dependents.	Total.		Partially Agri- culturist.		Dependents.	Total.		Partially Agri- culturist.		Dependents.	Total.		Partially Agri- culturist.		Dependents.	Total.		Partially Agri- culturist.		Dependents.		
Males.	Females.	Males.	Females.		Males.	Females.	Males.	Females.		Males.	Females.	Males.	Females.		Males.	Females.	Males.	Females.		Males.	Females.	Males.	Females.			Males.
2248	2249	2250	2251	2252	2253	2254	2255	2256	2257	2258	2259	2260	2261	2262	2263	2264	2265	2266	2267	2268	2269	2270	2271	2272		
16	...	1	...	32	11	...	...	...	31	788	7	11	...	2,117	50	...	4	...	132	191	...	8	...	426	1	
...	...	...	...	...	...	...	...	...	...	...	...	...	...	...	...	...	...	...	...	...	...	...	...	...	...	
1	...	...	...	11	6	...	1	...	20	728	8	9	...	1,447	42	...	6	...	175	269	...	7	...	594	3	
...	...	...	...	...	...	...	...	...	...	18	...	...	...	41	19	...	...	...	59	113	...	2	...	236	4	
150	...	15	...	392	13	...	...	...	19	6,477	32	197	1	10,834	75	...	27	...	221	326	...	17	...	689	5	
...	...	...	...	...	...	...	...	...	...	486	1	13	...	406	9	...	1	...	5	44	...	2	...	86	6	
52	...	...	...	96	11	...	1	...	20	3,462	26	202	7	2,970	81	...	16	...	181	303	...	39	...	573	7	
43	...	1	...	44	...	...	...	...	2	866	5	40	2	754	100	...	24	...	120	228	...	24	...	510	8	
...	...	...	...	...	...	...	...	...	...	9	...	2	...	13	59	...	8	...	97	158	...	10	...	385	9	
6	...	...	...	10	...	...	...	...	...	87	...	1	...	114	23	...	3	...	63	173	...	24	...	315	10	
6	...	1	...	15	...	...	...	...	...	21	...	3	...	31	39	...	9	...	73	148	...	13	...	302	11	
...	...	...	...	...	...	...	...	...	...	...	...	...	...	3	37	...	8	...	81	140	...	2	...	233	12	
6	...	...	...	12	203	...	4	...	252	2,869	1	20	...	4,890	67	...	2	...	244	808	...	4	...	1,792	13	
1	...	...	...	3	3	...	...	...	33	614	1	10	...	887	49	...	16	...	142	272	...	20	...	616	14	
4	...	2	...	9	...	...	...	...	...	5	...	2	...	10	76	...	14	...	195	304	...	28	...	768	15	
1	...	...	...	...	...	...	...	...	...	73	...	7	...	77	48	...	15	...	127	368	...	42	...	603	16	
39	...	1	...	41	...	...	...	...	...	119	1	7	...	119	59	...	11	...	164	258	...	17	...	561	17	
...	...	...	...	...	...	...	...	...	...	...	...	...	...	15	40	...	1	...	72	110	...	7	...	84	18	
1	...	...	...	...	...	...	...	...	...	640	3	3	...	1,292	74	...	17	...	120	244	...	19	...	437	19	
2	...	...	...	...	9	...	...	...	15	1,520	1	15	...	4,420	119	...	30	...	333	435	...	32	...	936	20	
29	...	2	...	50	...	...	...	...	...	53	...	7	...	129	37	...	9	...	112	254	...	25	...	492	21	
...	...	...	...	...	...	...	...	...	6	968	32	10	2	3,798	96	...	11	...	220	421	...	1	...	781	22	
...	...	...	...	...	21	...	...	...	50	854	20	9	...	2,839	80	...	15	...	370	475	...	36	...	673	23	
1	...	...	...	1	13	...	...	...	23	8,604	11	177	1	9,178	100	...	8	...	235	405	...	4	...	803	24	
...	...	...	...	...	7	...	1	...	8	3,298	4	114	...	3,459	31	...	8	...	94	233	...	43	...	351	25	
340	...	23	...	716	297	...	7	...	479	32,557	153	869	13	49,843	1,412	...	1	...	3,650	6,710	...	11	...	495	13,352	
...	...	...	...	...	...	...	...	...	...	...	...	...	...	...	18	...	3	...	49	69	...	10	...	...	97	26
...	...	...	...	...	...	...	...	...	...	...	...	...	...	...	1	...	...	...	7	4	...	...	...	...	10	27
...	...	...	...	...	...	...	...	...	...	1	...	1	...	3	1	...	...	...	3	6	...	...	...	...	12	28
...	...	...	...	...	...	...	...	...	...	...	...	...	...	...	...	...	...	...	...	...	...	...	...	...	...	...
...	...	...	...	...	...	...	...	...	...	1	...	1	...	3	20	...	3	...	59	79	...	10	...	...	119	...
340	...	23	...	716	297	...	7	...	479	32,558	153	860	13	49,846	1,432	...	1	...	3,709	6,789	...	11	...	505	13,471	
...	...	...	...	...	...	...	...	...	...	...	...	...	...	...	3	...	...	...	3	36	...	3	...	...	68	29
...	...	...	...	...	1	...	...	...	...	1,445	1	23	1	543	9	...	...	...	39	39	...	3	...	...	126	30
...	...	...	...	...	...	...	...	...	...	...	...	...	...	...	5	...	...	...	21	35	...	...	...	...	101	31
...	...	...	...	...	...	...	...	...	...	512	3	3	...	820	7	...	2	...	28	41	...	1	...	...	67	32
...	...	...	...	...	...	...	...	...	...	...	...	...	...	...	6	...	2	...	23	28	...	2	...	...	81	33
6	...	...	...	12	203	...	4	...	252	2,869	1	20	...	4,890	67	...	2	...	244	808	...	4	...	1,792	34	
...	...	...	...	...	...	...	...	...	...	1	...	...	...	2	8	...	2	...	43	39	...	...	...	...	93	35
...	...	...	...	...	5	...	...	...	4	921	...	2	...	2,479	1	...	...	...	9	32	...	...	...	...	56	36
...	...	...	...	...	...	...	...	...	...	...	...	...	...	...	5	...	...	...	11	21	...	1	...	...	110	37
1	...	...	...	...	2	...	...	...	8	3	...	...	...	8	3	...	...	...	45	35	...	3	...	...	139	38
1	...	...	...	20	...	...	...	...	...	2	...	...	...	24	6	...	...	...	29	103	...	3	...	...	256	39
8	...	...	...	32	211	...	4	...	264	5,753	5	48	1	8,766	120	...	8	...	495	1,217	...	7	...	32	2,889	
1,056					776					82,557					5,142					20,271						



**Table XV.**  
**OCCUPATIONS.**  
**XIX. Transport**  
**and Storage.**

328

**TABLE**  
**Occupations**

CLASS E.—COMMERCE.

Order XIX.—

Sub-order 61.—Messages—*canceled*.

		CLASS E.—COMMERCE																								
		Order XIX.—																								
		Sub-order 61.—Messages— <i>cancelled</i> .																								
		435. TELEGRAPH: OFFICERS AND SUPERIOR STAFF.					436. TELEGRAPH: CLERKS, SIGNALLERS, MESSENGERS AND OTHER SUBORDINATES.					437. TELEPHONE: MANAGERS AND SUPERIOR STAFF.					438. TELEPHONE: CLERKS, OPERATORS AND OTHER SUBORDINATES.									
DISTRICT, STATE OR CITY.		Actual workers.			Dependents.	Actual workers.			Dependents.	Actual workers.			Dependents.	Actual workers.			Dependents.									
		Total.	Partially Agriculturalist.			Total.	Partially Agriculturalist.			Total.	Partially Agriculturalist.			Total.	Partially Agriculturalist.											
NUMBER.		Males.	Females.		Males.	Females.		Males.	Females.		Males.	Females.		Males.	Females.		Males.	Females.								
		2273	2274	2275	2276	2277	2278	2279	2280	2281	2282	2283	2284	2285	2286	2287	2288	2289	2290	2291	2292					
1	GANJAM ...	3				16	41		1		111															
2	AGENCY, GANJAM ...																12				10					
3	VIZAGAPATAM ...	4				24	60				171															
4	AGENCY, VIZAGAPATAM ...	2				3	2				3															
5	GÓDÁVARI ...	11				36	50		1		91															
6	AGENCY, GÓDÁVARI ...						1																			
7	KISTNA ...	3				8	58		5		138															
8	NEL AND ...	3		1			23		2		93										12					
9	CUDDAPAH ...	3				1	30		2		9															
10	KURNOOL ...						18		1		48															
11	BELLARY ...	3				19	31				89															
12	ANANTAPUR ...	2				5	4				12															
13	MADRAS ...	38				154	460		5		886	3		1		15										
14	CHINGLEPUT ...	1				9	57		3		59						7	4			25					
15	NORTH ARCOT ...	6				9	46		4		49															
16	SALEM ...	3				2	10		1		18															
17	CHENNAI ...	4		1		8	17				38															
18	NILGIRIS ...	1				1	18				38															
19	SOUTH ARCOT ...						13		2		33															
20	TANJORE ...	3				13	37		2		93															
21	TRICHINOPOLY ...	5				10	35		1		80															
22	MADRAS ...	1				1	69		2		128															
23	TIRUNELVELLY ...	2				21	48		1		51															
24	MALABAR ...	6				32	80		3		160															
25	SOUTH CANARA ...	1				13	23				29						1									
Total, British Territory.		105		2		385	1,231		36		2,427	3		1		15	20	4			37					
26	PUDUCHÉRI ...						4				17															
27	BANGALORE ...																									
28	SANDUR ...																									
Total, Feudatories.							4				17															
Grand Total		105		2		385	1,235		36		2,444	3		1		15	20	4			37					
29	BELLARY CITY ...	2				3	23				74															
30	CALICUT CITY ...	5				19	40		2		97															
31	CHENNAI CITY ...	1		1		7	7				23															
32	CHENNAI CITY ...						2				12															
33	KUMBAKONAM CITY ...						3				9															
34	MADRAS CITY ...	38				154	460		5		886	3		1		15		7	4		25					
35	MADRAS CITY ...						11				30															
36	NEGAPATAM CITY ...	1				1	17				49															
37	SALEM CITY ...						4		1		9															
38	TANJORE CITY ...	1				8	4				17															
39	TRICHINOPOLY CITY ...	5				10	32		1		72															
Total, Cities		53		1		202	603		9		1,378	3		1		15	7	4			25					
Total Workers and Dependents in the Presidency.		490					3,679					18					61									



Table XV.  
OCCUPATIONS.  
XIX. Transport  
and Storage.

XV.

—continued.

TRANSPORT AND STORAGE—cont.

Transport and Storage—cont.

Sub-order 62.—Storage and Weighing.																										
Total Sub-order 61.					439. WAREHOUSE: OWNERS, MANAGERS AND SUPERIOR STAFF.					440. WAREHOUSE: WORKMEN AND OTHER SUBORDINATES.					441. PORTERS.					442. WEIGHMEN AND MEASURERS.						
Actual workers.					Actual workers.					Actual workers.					Actual workers.					Actual workers.						
Total.		Partially Agricul- turist.		Dependents.	Total.		Partially Agricul- turist.		Dependents.	Total.		Partially Agricul- turist.		Dependents.	Total.		Partially Agricul- turist.		Dependents.	Total.		Partially Agricul- turist.		Dependents.		
Males.	Females.	Males.	Females.		Males.	Females.	Males.	Females.		Males.	Females.	Males.	Females.		Males.	Females.	Males.	Females.		Males.	Females.	Males.	Females.		Males.	Females.
2283	2294	2295	2296	2297	2298	2299	2300	2301	2302	2303	2304	2305	2306	2307	2308	2309	2310	2311	2312	2313	2314	2315	2316	2317	NUMBER.	
330	...	13	...	695	...	...	...	...	...	1	...	...	...	5	603	1,338	7	6	1,351	52	...	3	...	41	1	
29	...	4	...	101	...	...	...	...	...	...	...	...	...	...	39	14	...	...	48	...	...	...	...	...	2	
375	...	13	...	964	...	...	...	...	...	...	...	...	...	...	1,725	1,892	21	22	3,336	276	2	10	...	567	3	
133	...	2	...	301	...	...	...	...	...	...	...	...	...	...	655	164	3	...	1,189	...	...	...	...	...	4	
482	...	45	...	1,037	...	...	...	...	1	142	171	1	...	269	7,031	2,258	44	2	13,294	396	5	24	...	964	5	
54	...	3	...	91	...	...	...	...	...	...	...	...	...	...	207	53	3	...	229	9	...	...	...	21	6	
445	...	69	...	992	3	...	...	...	...	...	...	...	...	...	2,650	669	50	50	4,452	283	6	6	...	690	7	
354	...	51	...	723	...	...	...	...	...	...	...	...	...	...	667	82	24	2	805	50	7	9	...	85	8	
250	...	20	...	492	...	...	...	...	...	...	...	...	...	...	125	12	6	...	260	4	...	...	...	17	9	
214	...	23	...	426	...	...	...	...	...	...	...	...	...	...	186	125	9	14	447	6	...	...	...	11	10	
221	...	22	...	483	...	...	...	...	...	...	...	...	...	...	261	93	5	...	563	31	...	...	...	42	11	
183	2	12	...	351	...	...	...	...	...	...	...	...	...	...	229	53	4	...	203	12	10	...	...	43	12	
1,333	8	21	...	3,116	58	...	2	...	97	26	...	2	...	57	8,252	1,584	11	...	15,592	98	...	1	...	198	13	
379	1	33	...	828	...	...	...	...	...	...	...	...	...	7	380	163	...	...	583	12	1	...	...	17	14	
432	...	46	...	1,021	...	...	...	...	...	...	...	...	...	...	565	284	8	5	1,331	5	...	...	...	6	15	
423	...	58	...	769	...	...	...	...	...	...	...	...	...	...	674	678	8	2	1,336	...	...	...	...	...	16	
333	...	39	...	771	...	...	...	...	...	...	...	...	...	1	771	2,075	9	9	1,425	20	3	1	...	58	17	
169	...	8	...	195	...	...	...	...	...	...	...	...	...	...	281	193	...	...	401	...	...	...	...	...	18	
331	...	31	...	699	...	...	...	...	...	3	...	...	...	30	772	129	43	10	1,029	25	2	...	...	63	19	
594	...	61	...	1,375	...	...	...	...	...	34	...	2	...	255	1,458	653	4	6	3,197	152	7	8	...	369	20	
331	...	35	...	694	...	...	...	...	...	...	...	...	...	...	473	608	9	4	897	105	4	2	...	175	21	
537	1	33	...	1,137	...	...	...	...	...	...	...	...	...	1	1,822	2,049	23	4	4,238	172	15	16	...	298	22	
635	...	62	...	1,115	...	...	...	...	...	2	...	...	...	2	1,504	922	21	1	3,460	213	1	23	...	381	23	
531	4	45	...	1,239	...	...	...	...	...	4	...	...	...	14	20,453	1,599	755	49	34,551	82	3	3	...	209	24	
239	...	61	...	487	2	...	1	...	...	4	...	1	...	45	1,559	994	24	31	2,210	17	...	1	...	32	25	
9,491	16	797	...	19,866	33	...	3	...	101	216	171	6	...	686	53,442	18,084	1,091	217	96,392	2,020	66	107	...	4,287	...	
91	...	13	...	163	...	...	...	...	...	...	...	...	...	...	139	328	2	...	133	...	...	...	...	...	26	
5	...	...	...	17	...	...	...	...	...	...	...	...	...	...	2	...	...	...	...	...	...	...	...	...	27	
7	...	...	...	15	...	...	...	...	...	...	...	...	...	...	...	...	...	...	...	1	...	...	...	...	28	
103	...	13	...	195	...	...	...	...	...	...	...	...	...	...	141	328	2	...	133	1	...	...	...	...	...	
9,584	16	810	...	20,061	33	...	3	...	101	216	171	6	...	686	53,583	19,012	1,093	217	96,515	2,021	66	107	...	4,287	...	
64	...	3	...	148	...	...	...	...	...	...	...	...	...	...	77	35	...	...	128	11	...	...	...	23	29	
93	3	8	...	231	...	...	...	...	...	1	...	...	...	3	2,511	33	17	2	5,283	32	...	...	...	119	30	
45	...	1	...	152	...	...	...	...	...	...	...	...	...	...	192	297	...	...	443	...	1	...	...	...	31	
59	...	3	...	107	...	...	...	...	...	...	...	...	...	...	312	30	2	9	479	1	...	...	...	22	32	
37	...	4	...	113	...	...	...	...	...	...	...	...	...	...	117	16	...	...	166	1	...	...	...	3	33	
1,333	8	21	...	3,116	28	...	2	...	97	26	...	2	...	57	8,252	1,584	11	...	15,592	98	...	1	...	198	34	
53	...	2	...	163	...	...	...	...	...	...	...	...	...	1	133	93	1	...	264	...	...	...	...	1	35	
51	...	...	...	115	...	...	...	...	...	34	...	2	...	253	540	68	...	...	1,253	23	...	...	...	61	36	
37	...	2	...	130	...	...	...	...	...	...	...	...	...	...	149	179	1	...	491	...	...	...	...	...	37	
43	...	3	...	219	...	...	...	...	...	...	...	...	...	...	51	23	...	...	95	...	1	...	...	4	38	
146	...	4	...	337	...	...	...	...	...	...	...	...	...	...	261	241	...	...	560	1	...	...	...	3	39	
2,003	11	51	...	4,904	28	...	2	...	97	61	...	4	...	314	12,702	2,589	32	11	24,754	107	2	1	...	441	...	
29,001					184					1,073					169,110					6,374						



Table XV.

OCCUPATIONS.  
XIX. Transport  
and Storage.

330

TABLE  
Occupations

CLASS E.—COMMERCE, TRANSPORT																
Order XIX.—Transport and Storage—concl'd.																
Sub-order 62.—Storage and Weighing—concl'd.																
NUMBER.	DISTRICT, STATE OR CITY.	443. WATCHMEN EMPLOYED AT STORES.					Total Sub-order 62.					Total Order XIX.				
		Actual workers.				Dependents.	Actual workers.				Dependents.	Actual workers.				Dependents.
		Total.		Partially Agricultur- ist.	Total.		Partially Agricultur- ist.	Total.		Partially Agricultur- ist.						
		Males.	Females.		Males.			Females.	Males.			Females.	Males.	Females.		
		2318	2319	2320	2321	2322	2323	2324	2325	2326	2327	2328	2329	2330	2331	2332
1	GANJAM ...	12	2	...	...	19	668	1,340	10	6	1,416	4,128	1,353	244	6	6,900
2	AGENCY, GANJAM ...	...	...	...	...	...	39	14	...	...	48	163	14	36	...	289
3	VIZAGAPATAM ...	11	...	...	...	15	2,012	1,894	31	22	3,918	5,594	1,942	190	25	10,333
4	AGENCY, VIZAGAPATAM.	...	...	...	...	...	655	164	3	...	1,189	1,057	176	52	...	1,944
5	GODAVARI ...	8	1	...	...	7	7,577	2,435	69	2	14,535	18,311	2,486	413	3	32,872
6	AGENCY, GODAVARI ...	...	...	...	...	...	216	53	3	...	250	900	54	22	...	875
7	KISTNA ...	21	...	...	...	19	2,957	675	56	50	5,164	9,416	799	465	57	13,591
8	NELLORE ...	1	...	...	...	3	718	89	33	2	893	4,822	129	365	8	6,727
9	CUDDAPAH ...	2	...	...	...	5	131	12	6	...	282	2,675	93	139	1	4,832
10	KURNOOL ...	1	...	...	...	3	193	125	9	14	461	1,412	154	82	16	2,417
11	BELLARY ...	59	...	...	...	96	451	93	5	...	707	2,613	101	104	...	4,258
12	ANANTAPUR ...	...	...	...	...	3	241	63	4	...	249	2,531	93	80	...	4,173
13	MADRAS ...	416	1	2	...	446	8,820	1,585	18	...	16,390	20,122	1,615	117	1	39,729
14	CHINGLEPUT ...	5	...	...	...	11	397	164	...	...	618	4,550	166	124	...	8,411
15	NORTH ARCOT ...	22	...	1	...	36	592	284	9	5	1,373	6,637	354	346	7	13,651
16	SALEM ...	6	4	...	...	44	680	882	8	2	1,380	5,538	763	295	3	9,311
17	COIMBATORE ...	25	3	...	1	38	516	2,081	10	10	1,522	6,453	2,705	241	10	10,589
18	NILGIRIS ...	13	...	1	...	10	294	193	1	...	411	1,412	202	26	...	1,586
19	SOUTH ARCOT ...	44	...	2	...	32	844	131	45	10	1,154	4,667	141	272	10	8,140
20	TANJORE ...	12	...	...	...	8	1,656	660	14	6	3,829	12,396	661	539	6	25,929
21	TRICHINOPOLY ...	12	...	...	...	27	590	612	11	4	1,099	5,280	612	278	4	10,909
22	MADURA ...	2	...	...	...	20	1,996	2,064	39	4	4,557	9,705	2,145	348	7	18,783
23	TINNEVELLY ...	177	...	13	...	141	1,896	923	57	1	3,933	11,021	1,020	684	3	19,398
24	MALABAR ...	231	1	4	...	253	20,770	1,603	762	49	35,027	39,152	1,664	1,320	50	59,227
25	SOUTH CANARA ...	36	...	1	...	36	1,618	994	28	31	2,323	7,908	998	518	31	8,400
Total, British Terry.		1,116	12	24	1	1,272	56,827	18,933	1,231	218	102,728	188,493	19,830	7,500	248	322,174
26	PUDUKKOTTAI ...	1	...	...	...	...	140	328	2	...	133	850	328	94	...	1,001
27	BANGANAPALLE ...	...	...	...	...	...	2	...	...	...	...	11	...	...	...	27
28	SANDUR ...	...	...	...	...	...	1	...	...	...	...	39	...	3	...	36
Total, Feudatories.		1	...	...	...	...	143	328	2	...	133	930	328	97	...	1,064
Grand Total		1,117	12	24	1	1,272	56,970	19,261	1,233	218	102,861	189,423	20,158	7,597	248	323,238
29	BELLARY CITY ...	59	...	...	...	96	147	35	...	...	247	923	35	9	...	1,861
30	CALICUT CITY ...	53	...	...	...	50	2,527	33	17	2	5,455	4,917	37	54	3	7,844
31	COIMBATORE CITY ...	4	...	...	...	1	196	298	...	...	444	781	208	8	...	1,764
32	CUDDALORE CITY ...	2	...	...	...	3	345	30	2	9	511	1,519	33	22	9	2,732
33	KUMBakonam CITY ...	1	...	...	...	...	119	16	...	...	169	640	16	5	...	1,299
34	MADRAS CITY ...	416	1	2	...	446	8,820	1,585	18	...	16,390	20,122	1,615	117	1	39,729
35	MADURA CITY ...	...	...	...	...	...	133	93	1	...	266	1,459	93	28	...	2,689
36	NEGAPATAM CITY ...	2	...	...	...	...	639	68	2	...	1,567	2,482	68	31	...	6,172
37	SALEM CITY ...	...	...	...	...	...	149	179	1	...	491	699	179	14	...	1,589
38	TANJORE CITY ...	5	...	...	...	3	63	24	...	...	102	944	24	26	...	2,036
39	TRICHINOPOLY CITY ...	1	...	...	...	3	263	241	...	...	566	2,693	241	70	...	6,613
Total, Cities		543	1	2	...	602	13,501	2,602	41	11	26,208	37,179	2,639	384	13	74,328
Total Workers and Dependents in the Presidency.		2,401					179,092					532,819				



**Table XV.**  
**OCCUPATIONS.**  
**XX. Learned and**  
**Artistic Professions.**

XV.

—continued.

AND STORAGE— <i>cucula</i> ,					CLASS F.—PROFESSIONS.																				
TOTAL CLASS E.					Order XX.—Learned and Artistic Professions.																				
					Sub-order 63.—Religion.																				
					444. PRIESTS, MINISTERS, ETC.					445. CATECHISTS, READERS, CHURCH AND MISSION SERVICE, ETC.					446. RELIGIOUS MENDICANTS, INMATES OF MONASTERIES, CONVENTS, ETC.										
Actual workers.				Dependents.	Actual workers.				Dependents.	Actual workers.				Dependents.	Actual workers.				Dependents.	NUMBER.					
Total.		Partially Agriculturist.			Total.		Partially Agriculturist.			Total.		Partially Agriculturist.			Total.		Partially Agriculturist.								
Males.	Females.	Males.	Females.		Males.	Females.	Males.	Females.		Males.	Females.	Males.	Females.		Males.	Females.	Males.	Females.							
2333	2334	2335	2336	2337	2338	2339	2340	2341	2342	2343	2344	2345	2346	2347	2348	2349	2350	2351	2352						
5,547	1,475	484	7	10,002	1,549	19	469	...	3,316	101	5	7	...	210	412	9	159	...	530	1					
282	15	65	...	746	37	...	11	...	50	2	...	...	...	...	...	...	...	...	6	2					
8,074	2,308	406	40	15,275	584	38	140	3	1,050	59	7	...	...	243	18	5	1	...	14	3					
1,390	221	61	1	2,768	70	1	10	...	230	14	39	...	...	76	2	...	...	...	...	4					
21,510	2,745	730	11	40,301	655	10	169	1	1,322	68	22	...	...	321	18	...	1	...	36	5					
1,118	65	61	1	1,156	13	...	3	...	19	4	...	...	...	15	...	...	...	...	6						
11,991	1,201	872	85	19,563	1,388	33	506	9	2,637	216	85	22	...	928	12	2	3	...	32	7					
7,469	480	857	37	13,202	1,485	71	681	29	2,632	142	77	8	1	378	4	...	...	...	8						
4,734	377	653	60	9,747	228	10	91	4	592	76	1	12	...	213	2	...	...	...	10	9					
3,675	487	660	89	7,779	293	2	74	...	416	72	8	8	...	271	1	...	...	...	1	10					
5,640	210	303	1	10,822	81	...	10	...	229	43	1	4	...	75	33	...	1	...	25	11					
3,882	275	282	4	6,979	151	28	52	4	445	4	...	...	...	20	35	12	7	2	46	12					
29,087	2,189	234	1	59,036	714	15	32	...	1,787	171	40	1	...	884	39	24	...	...	66	13					
7,112	365	213	5	12,817	390	22	59	...	1,157	89	8	1	...	257	8	...	...	...	6	14					
10,787	808	725	37	25,450	917	29	232	1	1,737	66	17	2	...	200	55	1	8	...	118	15					
7,806	1,028	593	22	14,400	546	62	165	3	1,022	13	6	2	...	142	51	19	...	1	40	16					
11,110	2,842	451	25	21,523	1,279	56	163	1	2,487	67	17	4	2	477	55	21	2	...	77	17					
2,126	221	34	...	2,498	68	30	2	...	143	30	7	...	...	113	4	16	...	...	4	18					
7,532	427	626	17	14,216	977	29	290	2	1,705	70	4	8	...	255	567	10	38	1	262	19					
20,876	2,523	1,048	31	44,116	2,900	5	372	...	5,288	371	18	36	1	668	183	18	22	1	1,112	20					
7,842	902	420	26	16,672	879	3	237	...	2,192	131	9	9	...	180	36	1	7	...	50	21					
19,170	3,540	939	29	44,966	615	1	70	...	1,531	639	45	34	...	1,029	25	5	2	...	82	22					
16,053	2,348	1,059	24	29,506	878	52	100	2	2,146	531	58	52	2	1,410	14	7	...	...	57	23					
44,684	3,078	1,567	75	73,670	3,329	57	211	7	5,186	313	15	21	...	767	160	26	...	...	77	24					
9,669	1,252	693	33	11,961	1,910	27	439	...	3,055	170	...	34	...	460	168	90	7	...	118	25					
269,166	31,382	14,016	661	509,111	21,996	597	4,438	66	42,464	3,462	480	265	6	9,891	1,902	266	258	5	2,778						
3,146	781	443	21	8,337	166	...	35	...	445	60	...	15	...	63	12	...	2	...	14	26					
102	12	4	...	208	15	...	1	...	31	1	...	...	...	6	...	...	...	...	...	27					
63	1	6	...	112	...	...	...	...	2	1	...	...	...	1	...	...	...	...	3	28					
3,311	794	453	21	8,657	181	...	36	...	478	62	...	15	...	70	12	...	2	...	17						
272,477	32,176	14,469	682	517,768	22,177	597	4,474	66	42,942	3,524	480	280	6	9,951	1,914	266	260	5	2,795						
1,959	68	31	...	4,783	37	...	...	...	147	22	...	2	...	50	14	...	...	...	8	29					
6,076	114	82	3	10,374	167	...	8	...	324	11	5	...	...	24	5	...	...	...	3	30					
1,714	339	39	...	3,723	126	...	9	...	365	16	10	...	...	279	...	13	...	...	31						
1,848	47	45	9	3,738	56	2	9	1	211	13	...	...	...	116	2	...	...	...	32						
1,855	166	48	3	3,610	460	2	39	...	590	19	...	2	...	32	4	15	1	...	407	33					
29,087	2,189	234	1	59,036	714	15	32	...	1,787	171	40	1	...	884	39	24	...	...	66	34					
3,434	150	130	4	6,786	902	...	15	...	457	37	21	1	...	207	19	...	1	...	45	35					
3,893	123	78	1	9,699	84	...	8	...	196	39	...	...	...	114	8	...	...	...	9	36					
1,085	239	53	4	2,868	69	2	9	...	125	2	3	1	...	87	...	...	...	...	...	37					
1,966	98	45	2	4,183	192	...	15	...	594	13	5	1	...	79	4	3	...	1	...	38					
4,186	316	91	...	9,884	80	...	5	...	273	105	6	4	...	103	11	...	...	...	18	39					
57,103	3,849	876	27	118,684	2,187	24	140	1	5,069	448	00	12	...	1,975	106	55	2	1	557						
822,421					65,716					13,955					4,975										



Table XV.

OCCUPATIONS.  
XX. Learned and  
Artistic Professions.

332

TABLE  
Occupations

		CLASS F.—																			
		Order XX.—																			
		Sub-order 63.—Religion—concltd.																			
NUMBER.	DISTRICT, STATE OR CITY.	447. CHURCH, TEMPLE, BURIAL OR BURNING GROUND SERVICE, PILGRIM CONDUCTORS, UNDERTAKERS, ETC.					448. CIRCUMCISORS.					449. ASTROLOGERS, DIVINERS, HOROSCOPE-MAKERS, ETC.					450. ALMANACK-MAKERS AND SELLERS.				
		Actual workers.				Dependents.	Actual workers.				Dependents.	Actual workers.				Dependents.	Actual workers.				Dependents.
		Total.		Partially Agri- culturist.			Total.		Partially Agri- culturist.			Total.		Partially Agri- culturist.			Total.		Partially Agri- culturist.		
		Males.	Females.	Males.	Females.		Males.	Females.	Males.	Females.		Males.	Females.	Males.	Females.		Males.	Females.	Males.	Females.	
		2353	2354	2355	2356	2357	2358	2359	2360	2361	2362	2363	2364	2365	2366	2367	2368	2369	2370	2371	2372
1	GANJAM	5,627	362	1,770	55	10,930				1	35		7		94	3			7		
2	AGENCY, GANJAM	73		11		118															
3	VIZAGAPATAM	746	101	192	10	1,333					5	1	2		16						
4	AGENCY, VIZAGAPATAM.	307	20	26	2	670															
5	GÓDÁVARI	936	89	299	14	1,914					32	22	2		28						
6	AGENCY, GÓDÁVARI	64	7	10	1	136						4									
7	KISTNA	1,641	70	463	13	2,847					94	3	8		52						
8	NELLORE	821	80	219	14	1,558					212		115		103						
9	CUDHAPAH	505	67	114	20	678					8	1	2		6						
10	KURNOOL	122	20	45	3	230					3		1			1			3		
11	BELLARY	496	55	75	4	756	2				72		23		118						
12	ANANTAPUR	697	101	83	10	895					10		6		33						
13	MADRAS	634	18	14		1,368					132		9		343	1			1		
14	CHINGLEPUT	1,757	124	216	2	3,478					101	7	6		254						
15	NORTH ARCOT	1,853	215	288	15	3,559					117	9	16		316	1			2		
16	SALEM	2,600	306	579	18	3,993					347	12	69		738						
17	COIMBATORE	3,405	374	340	30	6,029					597	4	24		1,233						
18	NILGIRIS	51	3	1		107					7				36	1					
19	SOUTH ARCOT	1,804	118	389	6	3,542					580	27	134		822	12		7	3		
20	TANJORE	6,767	159	893	6	13,929					620	6	63		1,705						
21	TRICHINOPOLY	2,835	152	528	15	4,953					275		72		573						
22	MADURA	3,349	341	458	56	6,993					507	34	38		802				1		
23	TINNEVELLY	2,867	475	392	20	6,489					333	30	52		608						
24	MALABAR	3,140	2,952	232	95	5,571	1				2,190	73	152		5,166						
25	SOUTH CANARA	1,693	158	307	5	2,772	1				7	852	12	103	1	937					
Total, British Terry.		44,499	5,467	7,938	414	84,618	4				8	7,129	245	904	1	13,983	19		7	17	
26	PUDUKKÓTTAI	762	77	205	6	1,350					61		17		109						
27	BANGANAPALLE	10		4		20															
28	SANDUR	35		5		23					4										
Total, Feudatories.		807	77	214	6	1,393					65		17		109						
Grand Total		45,306	5,544	8,152	420	86,011	4				8	7,194	245	921	1	14,092	19		7	17	
29	BELLARY CITY	57		4		150					9		1		35						
30	CALICUT CITY	51	11	1		74					43		3		128						
31	COIMBATORE CITY	56	29	1		183					62		3		196						
32	CUDALORE CITY	4	9	1		80					56	7	11		44						
33	KUMBHAKONAM CITY	131	9	5		409					15		1		132						
34	MADRAS CITY	634	18	14		1,368					132		9		343	1			1		
35	MADURA CITY	388	16	50	2	820					34	2	4		109						
36	NEGAPATAM CITY	269	31	8		892					7		3		38						
37	SALEM CITY	87	4	7		202					44		2		49						
38	TANJORE CITY	271	23	17		599					22		7		48						
39	TRICHINOPOLY CITY	218	3	16		617					42				128						
Total, Cities		2,166	153	124	2	5,400					466	9	44		1,248	1			1		
Total Workers and Dependents in the Presidency.		136,861					12					21,531					36				



Table XV.

OCCUPATIONS.  
XX. Learned and  
Artistic Professions.

XV.

—continued.

PROFESSIONS—cont.

Learned and Artistic Professions—cont.

Total Sub-order 83.										Sub-order 64.—Education.										NUMBER.	
Actual workers.					Dependents.	451. ADMINISTRATIVE AND INSPECTING OFFICIALS.					452. PRINCIPALS, PROFESSORS AND TEACHERS.					453. CLERKS AND SERVANTS CONNECTED WITH EDUCATION.					
Total.				Partially Agriculturist.		Actual workers.					Dependents.	Actual workers.				Dependents.					
Total.		Partially Agriculturist.				Total.		Partially Agriculturist.		Total.		Partially Agriculturist.									
Males.	Females.	Males.	Females.	Both sexes.	Males.	Females.	Males.	Females.	Both sexes.	Males.	Females.	Males.	Females.	Both sexes.	Males.	Females.	Males.	Females.	Both sexes.		
2373	2374	2375	2376	2377	2378	2379	2380	2381	2382	2383	2384	2385	2386	2387	2388	2389	2390	2391	2392		
7,727	392	2,412	55	15,086	10	...	3	...	28	1,567	12	150	1	2,344	19	4	1	...	61		1
112	...	22	...	174	...	...	...	...	...	118	...	36	...	145	1	...	1	...	4	2	
1,411	162	335	13	2,656	6	...	3	...	45	1,138	102	204	5	2,649	64	6	1	...	137	3	
393	51	36	2	976	1	...	...	...	5	200	1	11	...	375	7	...	...	...	17	4	
1,709	143	471	15	3,621	12	...	2	...	44	1,621	102	438	1	3,293	52	11	6	...	114	5	
81	11	13	1	170	7	...	3	...	8	90	1	22	...	142	4	...	...	...	14	6	
3,351	193	1,002	22	6,496	18	...	8	...	26	1,787	238	362	7	2,934	58	30	4	...	163	7	
2,664	228	1,023	44	4,671	5	...	1	...	24	1,016	143	203	...	1,814	13	5	1	1	40	8	
819	79	219	24	1,499	7	...	...	...	27	947	53	83	...	1,436	20	3	3	...	54	9	
462	30	128	3	921	2	...	...	...	18	615	20	48	...	923	15	4	...	...	43	10	
727	56	113	4	1,203	9	...	2	...	23	869	64	128	3	1,487	27	3	1	1	78	11	
807	141	148	16	1,239	10	...	3	...	8	609	43	50	...	791	9	5	...	1	16	12	
1,691	97	56	...	4,449	23	6	3	...	129	1,619	500	67	3	4,612	321	28	6	...	737	13	
2,345	161	276	2	5,182	8	...	1	...	47	1,483	170	103	1	3,015	58	8	4	...	175	14	
3,009	271	546	16	5,932	25	...	4	...	70	1,782	154	232	1	3,960	68	9	3	...	116	15	
3,557	405	755	22	5,944	15	...	1	...	40	1,348	124	231	2	2,735	35	14	4	1	117	16	
5,403	472	633	33	10,303	18	...	2	...	59	2,169	181	165	...	4,151	45	6	2	...	110	17	
161	56	3	...	403	2	1	...	...	...	180	103	4	...	298	8	...	...	...	30	18	
4,010	188	776	9	6,679	13	...	1	...	47	1,853	85	267	2	3,416	29	6	4	...	70	19	
10,931	206	1,386	8	23,032	14	...	6	...	114	3,257	212	362	1	6,529	106	12	5	...	234	20	
3,956	165	853	15	7,967	9	1	2	...	45	1,537	96	304	3	3,270	44	5	3	...	80	21	
5,135	426	602	56	10,408	14	1	2	...	80	2,186	250	187	2	4,967	38	5	...	...	98	22	
4,623	622	596	24	10,710	18	...	5	...	43	2,211	499	329	13	5,008	35	10	1	...	31	23	
9,133	2,223	616	102	16,707	16	1	4	...	130	7,309	252	592	6	13,629	70	1	15	...	226	24	
4,794	287	890	6	7,349	10	...	...	...	25	1,108	99	138	...	1,792	25	1	2	...	51	25	
79,011	7,055	13,810	492	153,749	272	10	56	...	1,094	38,619	3,564	4,716	51	75,745	1,171	176	67	4	2,816		
1,061	77	274	6	1,981	4	...	...	...	22	318	30	61	...	681	29	...	5	...	46	26	
26	...	5	...	57	1	...	...	...	...	16	...	1	...	29	...	...	...	...	...	27	
40	...	5	...	29	...	...	...	...	...	16	2	...	...	32	1	...	...	...	4	28	
1,127	77	284	6	2,067	5	...	...	...	22	350	32	62	...	733	30	...	5	...	50		
80,138	7,132	14,094	498	155,816	277	10	56	...	1,116	38,969	3,596	4,778	51	76,478	1,201	176	72	4	2,866		
139	...	7	...	390	2	...	...	...	9	144	51	14	...	358	20	...	...	...	44	29	
277	16	12	...	553	2	...	...	...	33	317	49	25	...	614	24	...	1	...	56	30	
260	52	13	...	1,023	7	...	1	...	14	199	77	11	...	622	25	...	2	...	57	31	
131	18	21	1	451	3	...	...	...	19	154	13	21	...	452	9	...	2	...	22	32	
629	26	48	...	1,570	2	...	2	...	39	224	29	41	...	573	27	...	2	...	47	33	
1,691	97	56	...	4,449	23	6	3	...	129	1,619	500	67	3	4,612	321	28	6	...	737	34	
680	39	71	2	1,644	5	...	1	...	35	289	34	24	...	780	29	3	...	...	66	35	
407	31	19	...	1,249	2	...	...	...	5	157	36	12	...	318	8	3	...	...	23	36	
202	9	19	...	463	2	...	1	...	8	67	48	25	...	460	17	5	...	...	30	37	
502	31	40	1	1,321	3	...	1	...	36	277	51	22	...	798	37	5	1	...	94	38	
456	12	25	...	1,137	6	...	1	...	37	303	39	29	...	1,153	32	5	1	...	55	39	
5,374	331	331	4	14,250	57	6	10	...	364	3,810	687	291	3	10,740	549	53	13	...	1,231		
243,086					1,403					119,043					4,243						



**Table XV.**  
**OCCUPATIONS.**  
**XX. Learned and**  
**Artistic Professions.**

334

**TABLE**  
**Occupations.**

NUMBER.		DISTRICT, STATE OR CITY.		CLASS F.—																		Order XX.—				
				Sub-order 64.—Education—concluded.										Sub-order 65.—												
				Total Sub-order 64.					454. AUTHORS, EDITORS, JOURNALISTS, ETC.					455. REPORTERS, SHORT-HAND WRITERS, ETC.					456. WRITERS (UNSPECIFIED) AND PRIVATE CLERKS.							
				Actual workers.				Dependents.	Actual workers.				Dependents.	Actual workers.				Dependents.	Actual workers.				Dependents.			
				Total.		Partially Agriculturist.			Total.		Partially Agriculturist.			Total.		Partially Agriculturist.			Total.		Partially Agriculturist.					
				Males.	Females.	Males.	Females.		Both sexes.	Males.	Females.	Males.		Females.	Both sexes.	Males.	Females.		Males.	Females.	Both sexes.	Males.		Females.	Both sexes.	
				2303	2304	2305	2306	2307	2308	2309	2400	2401	2402	2403	2404	2405	2406	2407	2408	2409	2410	2411	2412			
1	GANJAM, ...	1,596	16	154	1	2,433				1					483		70		1,057							
2	AGENCY, GANJAM ...	119		37		149									3		1		2							
3	VIZAGAPATAM ...	1,208	108	208	5	2,831					1			4	134		4		332							
4	AGENCY, VIZAGAPATAM.	208	1	11		397									44		1		114							
5	GODAVARI ...	1,685	113	446	1	3,451	1		1						64		5		97							
6	AGENCY, GODAVARI ...	101	1	25		164									9		1		24							
7	KISTNA ...	1,863	268	374	7	3,123	11		2		19				2	297		21	304							
8	NELLORE ...	1,034	148	205	1	1,878	1				1				3	51		9	202							
9	CUTTACK ...	974	56	86		1,517										26		6	37							
10	KURNOOL ...	632	24	48		984										102		4	109							
11	BELLARY ...	905	67	131	4	1,588	1								3	21			66							
12	ANANTAPUR ...	628	48	53	1	815										16		3	52							
13	MADRAS ...	1,963	594	76	3	5,478	43	1	1		111	15			50	4,052	22	54	8,739							
14	CHINGLEPUT ...	1,549	178	108	1	3,237	1				5	4			18	267		13	683							
15	NORTH ARCOT ...	1,875	163	239	1	4,176	3				1					249	1	10	542							
16	SALEM ...	1,398	138	236	3	2,901	2				4					96		12	240							
17	COIMBATORE ...	2,232	187	169		4,320	8		1		10					106		6	254							
18	NILGIRIS ...	190	104	4		328	1	1			5					89			224							
19	SOUTH ARCOT ...	1,895	91	272	2	3,533										52		5	111							
20	TANJORE ...	3,377	224	373	1	6,877	15				22	2			1	813		72	1,741							
21	TRICHINOPOLY ...	1,590	102	309	3	3,395	8		1		8	1			4	111		3	136							
22	MADRAS ...	2,238	256	189	2	5,145	12		2		31					964		68	2,375							
23	TINNEVELLY ...	2,264	509	335	13	5,082	8				29				1	376		52	602							
24	MALABAR ...	7,365	254	611	6	13,985	17				78					1,423		153	2,117							
25	SOUTH CANARA ...	1,143	100	140		1,868						1			1	411		65	499							
Total, British Terry.		40,062	3,750	4,839	55	79,855	132	2	8		325	24			87	10,259	23	647	1	20,659						
26	PUDUCHOTTAI ...	351	30	66		749	1				4					126		10	355							
27	BANGALORE ...	17		1		20													5							
28	SANDUR ...	17	2			36										1			9							
Total, Feudatories.		389	32	67		805	1				4					127		10	389							
Grand Total		40,447	3,782	4,906	55	80,460	133	2	8		329	24			87	10,386	23	657	1	21,028						
29	BELLARY CITY ...	166	51	14		411									3	16			57							
30	CALICUT CITY ...	343	49	26		703	6				21					184		29	304							
31	COIMBATORE CITY ...	231	77	14		693	1									19		1	77							
32	CUTTACK CITY ...	166	15	23		493										5			16							
33	KUMBHAKONAM CITY ...	253	31	43		659					3	1			1	131		15	321							
34	MADRAS CITY ...	1,963	594	76	3	5,478	43	1	1		111	15			50	4,052	22	54	8,739							
35	MADRAS CITY ...	323	37	25		681	2				1					29		2	35							
36	NEGAPATAM CITY ...	167	39	12		346	2				10					154		7	305							
37	SALEM CITY ...	86	53	26		495										15		3	63							
38	TANJORE CITY ...	317	56	24		928	6				5	1				138		5	271							
39	TRICHINOPOLY CITY ...	401	44	31		1,245	5		1		2	1			4	69		2	117							
Total, Cities		4,416	1,046	314	3	12,335	65	1	2		153	18			58	4,812	22	109	10,305							
Total Workers and Dependents in the Presidency.		124,689					464					111					31,437									



Table XV.

OCCUPATIONS.  
XX. Learned and  
Artistic Professions.

XV.

—continued.

PROFESSIONS—cont.

Learned and Artistic Professions—cont.

Literature.

Sub-order 66.—Law.

457. PUBLIC SCRIBES AND COPYISTS.					458. SERVICE IN LIBRARIES AND LITERARY INSTITUTIONS.					Total Sub-order 65.					459. BARRISTERS, ADVOCATES AND PLEADERS.					460. SOLICITORS AND ATTORNEYS.					NUMBER.
Actual workers.				Dependents.	Actual workers.				Dependents.	Actual workers.				Dependents.	Actual workers.				Dependents.						
Total.		Partially Agri- culturist.			Total.		Partially Agri- culturist.			Total.		Partially Agri- culturist.			Total.		Partially Agri- culturist.			Total.		Partially Agri- culturist.			
Males.	Females.	Males.	Females.	Both sexes.	Males.	Females.	Males.	Females.	Both sexes.	Males.	Females.	Males.	Females.	Both sexes.	Males.	Females.	Males.	Females.	Both sexes.	Males.	Females.	Males.	Females.	Both sexes.	
2413	2414	2415	2416	2417	2418	2419	2420	2421	2422	2423	2424	2425	2426	2427	2428	2429	2430	2431	2432	2433	2434	2435	2436	2437	
44	...	2	...	61	...	...	...	...	1	527	...	72	...	1,120	62	...	18	...	335	1	...	...	...	...	1
2	...	2	...	8	...	...	...	...	...	5	...	3	...	10	...	...	...	...	...	...	...	...	...	...	2
1	...	...	...	1	1	...	...	...	3	137	...	4	...	340	95	...	36	...	482	...	...	...	...	...	3
...	...	...	...	...	...	...	...	...	...	44	...	1	...	114	7	...	2	...	22	...	...	...	...	...	4
4	...	3	...	27	...	...	...	...	...	69	...	9	...	124	211	...	104	...	1,008	...	...	...	...	...	5
...	...	...	...	...	...	...	...	...	...	9	...	1	...	24	10	...	6	...	27	...	...	...	...	...	6
8	...	1	...	7	5	...	...	...	17	321	...	24	...	349	159	...	72	...	536	...	...	...	...	...	7
1	...	...	...	...	3	...	1	...	3	56	...	10	...	209	80	...	30	...	282	...	...	...	...	...	8
...	...	...	...	...	1	...	...	...	2	27	...	6	...	39	50	...	20	...	248	...	...	...	...	...	9
1	...	...	...	...	...	...	...	...	...	103	...	4	...	109	41	...	8	...	148	...	...	...	...	...	10
1	...	...	...	1	6	...	1	...	3	29	...	1	...	73	64	...	21	...	240	...	...	...	...	...	9
...	...	...	...	...	3	...	...	...	3	19	...	3	...	55	25	...	12	...	127	...	...	...	...	...	11
3	...	...	...	7	68	...	3	...	127	4,181	23	58	...	9,034	214	...	31	...	1,050	19	...	...	...	...	12
...	...	...	...	3	...	...	...	...	6	272	...	13	...	715	85	...	20	...	429	1	...	...	...	...	13
18	...	2	...	38	1	...	...	...	10	271	1	21	1	591	218	...	80	...	797	...	...	...	...	...	14
11	...	1	...	15	6	...	...	...	9	115	...	13	...	268	122	...	53	...	644	...	...	...	...	...	15
44	...	9	...	179	13	...	1	...	15	171	...	17	...	458	150	...	54	...	678	1	...	...	...	...	16
1	...	...	...	1	7	...	...	...	34	98	1	...	...	264	2	...	...	...	7	4	...	...	...	...	17
30	...	5	...	67	1	...	...	...	15	83	...	10	...	193	181	...	70	...	601	1	...	...	...	...	18
186	...	21	...	368	6	...	...	...	7	1,022	...	93	...	2,139	328	...	149	...	1,246	...	...	...	...	...	19
26	...	4	...	35	2	...	1	...	4	148	...	9	...	187	151	...	51	...	722	...	...	...	...	...	20
45	...	3	...	44	5	...	...	...	7	1,026	...	73	...	2,457	240	...	82	...	1,212	...	...	...	...	...	21
43	...	9	...	45	3	...	...	...	3	430	...	61	...	680	275	...	90	...	895	1	...	...	...	...	22
72	...	12	...	137	2	...	1	...	6	1,514	...	166	...	2,338	303	...	100	...	1,602	...	...	...	...	...	23
17	...	1	...	36	6	...	...	...	6	435	...	66	...	542	152	...	65	...	636	...	...	...	...	...	24
...	...	...	...	...	...	...	...	...	...	...	...	...	...	...	...	...	...	...	...	...	...	...	...	...	25
558	...	75	...	1,080	139	...	8	...	281	11,112	25	738	1	22,432	3,225	...	1,174	...	13,972	28	...	...	...	...	104
4	...	...	...	17	2	...	1	...	9	133	...	11	...	385	68	...	36	...	339	...	...	...	...	...	26
...	...	...	...	...	...	...	...	...	...	1	...	...	...	5	6	...	...	...	14	...	...	...	...	...	27
...	...	...	...	...	...	...	...	...	...	...	...	...	...	9	...	...	...	...	...	...	...	...	...	...	28
4	...	...	...	17	2	...	1	...	9	134	...	11	...	399	74	...	36	...	353	...	...	...	...	...	...
562	...	75	...	1,097	141	...	9	...	290	11,246	25	749	1	22,831	3,299	...	1,210	...	14,325	28	...	...	...	...	104
...	...	...	...	...	...	...	...	...	...	...	...	...	...	...	...	...	...	...	...	...	...	...	...	...	...
...	...	...	...	3	...	...	...	...	2	16	...	...	...	60	28	...	9	...	134	...	...	...	...	...	29
8	...	...	...	60	3	...	...	...	7	190	...	20	...	330	53	...	15	...	281	...	...	...	...	...	30
9	...	...	...	19	1	...	...	...	7	31	...	1	...	144	52	...	25	...	291	1	...	...	...	...	31
14	...	3	...	27	1	...	...	...	3	15	...	...	...	42	40	...	18	...	194	...	...	...	...	...	32
3	...	...	...	7	...	...	...	...	3	147	...	18	...	355	85	...	34	...	351	...	...	...	...	...	33
31	...	3	...	36	4	...	3	...	127	4,181	23	58	...	9,034	214	...	31	...	1,050	19	...	...	...	...	34
16	...	...	...	50	...	...	...	...	5	66	...	6	...	77	100	...	39	...	533	...	...	...	...	...	35
...	...	...	...	...	...	...	...	...	...	172	...	7	...	365	25	...	10	...	99	...	...	...	...	...	36
45	...	3	...	55	1	...	...	...	...	15	...	3	...	63	55	...	26	...	301	...	...	...	...	...	37
...	...	...	...	...	...	...	...	...	2	191	...	8	...	331	55	...	26	...	268	...	...	...	...	...	38
...	...	...	...	...	...	...	...	...	...	75	...	3	...	125	57	...	10	...	383	...	...	...	...	...	39
126	...	9	...	257	78	...	3	...	153	5,099	23	123	...	10,926	764	...	243	...	3,885	20	...	...	...	...	83
1,659					431					34,102					17,624					132					



Table XV.

OCCUPATIONS.  
XX. Learned and  
Artistic Professions.

336

## TABLE

## Occupations

CLASS F.—

Order XX.—

Sub-order 66.—Law—councils.

NUMBER.		DISTRICT, STATE OR CITY.		CLASS F.—																			
				Order XX.—																			
				Sub-order 66.—Law—council.																			
				461. LAW-AGENTS, MEKHTIARS, ETC.					462. KAZIS.					463. ARTICLED CLERKS AND OTHER LAWYERS' CLERKS.					464. PETITION-WRITERS, TOUTS, ETC.				
				Actual workers.				Dependents.	Actual workers.				Dependents.	Actual workers.				Dependents.	Actual workers.				Dependents.
				Total.		Partially Agriculturalist.			Total.		Partially Agriculturalist.			Total.		Partially Agriculturalist.			Total.		Partially Agriculturalist.		
Males.	Females.	Males.	Females.	Both sexes.	Males.	Females.	Males.	Females.	Both sexes.	Males.	Females.	Males.	Females.	Both sexes.	Males.	Females.	Males.	Females.	Both sexes.				
2438	2439	2440	2441	2442	2443	2444	2445	2446	2447	2448	2449	2450	2451	2452	2453	2454	2455	2456	2457				
1	GANJAM ...	2	...	...	14	2	...	...	15	65	...	11	...	184	222	...	13	...	423				
2	AGENCY, GANJAM ...	...	...	...	...	...	...	...	...	...	...	...	...	...	...	...	...	...	...				
3	VIZAGAPATAM ...	4	...	2	10	3	...	...	16	116	...	33	...	265	40	...	7	...	109				
4	AGENCY, VIZAGAPATAM ...	...	...	...	...	...	...	...	...	1	...	...	...	10	...	...	...	...	10				
5	GODAVARI ...	26	...	5	47	4	...	...	18	142	...	53	...	305	19	...	1	...	32				
6	AGENCY, GODAVARI ...	...	...	...	...	...	...	...	...	1	...	...	...	...	...	...	...	...	...				
7	KISTNA ...	6	...	...	19	2	...	...	...	112	...	36	...	231	34	...	4	...	100				
8	NELLORE ...	...	...	...	...	2	...	1	14	83	...	39	...	193	17	...	1	...	74				
9	CUDRAPAH ...	...	...	...	...	4	...	...	23	75	...	30	...	132	31	...	10	...	72				
10	KURNOOL ...	3	...	...	13	1	...	...	3	41	...	4	...	69	11	...	1	...	13				
11	BELLARY ...	2	...	...	1	24	...	2	73	31	...	6	...	113	19	...	3	...	37				
12	ANANTAPUR ...	...	...	...	...	1	...	...	4	23	...	4	...	60	4	...	1	...	10				
13	MADRAS ...	7	...	1	21	19	...	1	75	344	...	18	...	897	50	...	...	...	135				
14	CHINGLEPUT ...	...	...	...	...	5	...	...	32	83	...	12	...	181	19	...	...	...	44				
15	NORTH ARCOT ...	2	...	2	8	6	...	...	64	89	...	28	...	233	46	...	6	...	147				
16	SALEM ...	1	...	1	...	14	...	3	38	77	...	16	...	130	91	...	15	...	229				
17	COIMBATORE ...	38	...	4	140	19	...	1	85	124	...	19	...	298	76	...	6	...	162				
18	NILGIRIS ...	3	...	...	8	...	...	...	...	18	...	...	...	31	8	...	...	...	31				
19	SOUTH ARCOT ...	3	...	1	15	22	...	8	94	101	...	22	...	276	76	...	8	...	212				
20	TANJORE ...	31	...	4	116	44	...	...	97	552	...	111	...	1,064	41	...	7	...	184				
21	TRICHINOPOLY ...	...	...	...	...	8	...	4	29	92	...	20	...	179	45	...	3	...	109				
22	MADURA ...	52	...	12	160	35	...	3	84	325	...	51	...	768	56	...	8	...	290				
23	TINNEVELLY ...	3	...	2	9	2	...	1	35	342	...	57	...	603	19	...	1	...	50				
24	MALABAR ...	84	...	8	316	94	...	8	338	892	...	175	...	1,275	175	...	36	...	323				
25	SOUTH CANARA ...	...	...	...	...	72	...	1	95	75	...	12	...	161	121	...	14	...	422				
Total, British Terry.		267	...	42	...	897	383	...	33	...	1,232	3,714	...	758	...	7,648	1,230	...	145	...	3,128		
26	PUDUCKOTTAI ...	...	...	...	2	...	...	...	12	21	...	6	...	33	10	...	2	...	10				
27	BANGANAPALLE ...	...	...	...	...	...	...	...	...	2	...	...	...	...	...	...	...	...	...				
28	SANDUR ...	...	...	...	...	4	...	...	13	...	...	...	...	...	1	...	...	...	2				
Total, Feudatories.		...	...	...	2	4	...	...	25	23	...	6	...	33	11	...	2	...	12				
Grand Total		267	...	42	...	899	387	...	33	...	1,257	3,737	...	764	...	7,681	1,241	...	147	...	3,140		
29	BELLARY CITY ...	2	...	...	1	7	...	...	25	25	...	5	...	83	8	...	1	...	19				
30	CALICUT CITY ...	12	...	1	40	6	...	...	31	123	...	21	...	191	...	...	...	...	...				
31	COIMBATORE CITY ...	24	...	2	69	...	...	...	4	57	...	6	...	155	23	...	...	...	27				
32	CUDALORE CITY ...	...	...	...	...	...	...	...	2	38	...	5	...	119	13	...	...	...	37				
33	KUMBARONAM CITY ...	...	...	...	...	...	...	...	...	143	...	40	...	326	...	...	...	...	4				
34	MADRAS CITY ...	7	...	1	21	19	...	1	75	344	...	18	...	897	50	...	...	...	135				
35	MADURA CITY ...	30	...	4	46	5	...	...	7	158	...	18	...	389	6	...	2	...	75				
36	NEGAPATAM CITY ...	7	...	1	18	...	...	...	...	52	...	12	...	128	1	...	1	...	2				
37	SALEM CITY ...	...	...	...	...	1	...	1	1	47	...	9	...	56	21	...	1	...	79				
38	TANJORE CITY ...	4	...	1	18	8	...	...	18	113	...	14	...	256	12	...	2	...	74				
39	TRICHINOPOLY CITY ...	...	...	...	...	3	...	...	8	43	...	5	...	77	26	...	...	...	55				
Total, Cities		86	...	10	...	213	49	...	2	...	171	1,143	...	153	...	2,068	160	...	7	...	507		
Total Workers and Dependents in the Presidency.		1,166					1,644					11,418					4,381						



Sub-order 67.—Medicine.																									
465. STAMP-VENDORS.					Total Sub-order 66.					466. ADMINISTRATIVE AND INSPECTING STAFF (WHEN NOT RETURNED UNDER GENERAL HEAD).					467. PRACTITIONERS WITH DIPLOMA, LICENSE OR CERTIFICATE.					468. PRACTITIONERS WITHOUT DIPLOMA.					
Actual workers.					Actual workers.					Actual workers.					Actual workers.					Actual workers.					
Total.		Partially Agriculturist.			Dependents.	Total.		Partially Agriculturist.			Dependents.	Total.		Partially Agriculturist.			Dependents.	Total.		Partially Agriculturist.			Dependents.		
Males.	Females.	Males.	Females.	Both sexes.		Males.	Females.	Males.	Females.	Both sexes.		Males.	Females.	Males.	Females.	Both sexes.		Males.	Females.	Males.	Females.	Both sexes.			
2458	2459	2460	2461	2462	2463	2464	2465	2466	2467	2468	2469	2470	2471	2472	2473	2474	2475	2476	2477	2478	2479	2480	2481	2482	NUMBER.
25	...	7	...	82	379	...	49	...	1,053	27	...	1	...	57	11	2	1	...	37	739	24	126	2	1,715	1
29	...	10	...	57	287	...	88	...	939	...	...	...	...	...	1	...	...	...	3	13	...	...	...	2	2
2	...	...	...	9	20	...	2	...	41	...	...	...	...	...	36	...	1	...	162	414	27	61	...	1,097	3
49	...	17	...	150	451	...	180	...	1,560	36	...	1	...	146	10	...	1	...	18	57	2	1	...	181	4
1	...	...	...	2	12	...	7	...	29	4	...	...	...	10	...	...	...	...	66	750	61	67	1	1,042	5
39	...	21	...	109	352	...	133	...	995	44	...	5	...	125	9	...	...	...	30	2	4	...	51	6	
25	...	11	...	53	207	...	82	...	616	32	...	4	...	117	33	...	17	...	71	634	57	100	3	1,852	7
25	...	10	...	48	185	...	70	...	523	3	...	...	...	6	19	2	...	...	69	396	48	23	1	677	9
21	...	3	...	68	118	...	16	...	323	15	...	...	...	40	1	...	...	...	2	217	15	24	...	434	10
38	...	14	...	77	176	...	46	...	541	38	...	...	...	88	24	...	1	...	102	170	9	13	...	401	11
14	...	3	...	27	67	...	20	...	228	1	...	1	...	1	29	...	...	...	110	145	4	8	...	265	12
33	...	1	...	94	686	...	52	...	2,355	157	3	4	...	577	49	9	...	...	424	877	15	21	...	2,486	13
23	...	5	...	64	216	...	37	...	750	13	...	...	...	49	31	...	2	...	127	703	106	46	4	1,526	14
46	...	20	...	173	407	...	136	...	1,422	24	...	2	...	71	26	...	1	...	133	816	129	66	3	2,020	15
49	...	18	...	92	354	...	106	...	1,133	51	...	3	...	118	17	...	1	...	30	593	70	46	...	1,025	16
57	...	20	...	191	465	...	104	...	1,552	34	...	1	...	168	...	1	...	...	8	762	66	27	9	1,676	17
3	...	...	...	22	38	...	...	...	106	20	1	...	...	56	10	...	...	...	51	37	4	1	...	59	18
47	...	20	...	165	431	...	129	...	1,364	9	...	...	...	52	12	...	...	...	99	694	114	69	2	1,227	19
107	...	28	...	292	1,103	...	299	...	2,999	43	2	4	...	232	11	...	1	...	49	1,079	235	146	3	4,661	20
36	...	20	...	100	332	...	98	...	1,143	9	...	2	...	45	11	...	...	...	45	522	82	59	5	1,103	21
84	...	22	...	247	792	...	178	...	2,671	13	...	2	...	17	23	2	1	...	141	606	112	57	...	1	...
113	...	44	...	267	755	...	195	...	1,859	...	...	...	...	32	54	1	4	1	130	936	71	153	3	2,064	23
133	...	34	...	316	1,591	...	361	...	4,170	18	...	1	...	64	72	...	4	...	349	3,470	172	296	4	8,100	24
22	...	7	...	67	442	...	99	...	1,381	25	...	1	...	60	11	1	2	...	68	479	3	18	...	784	25
1,019	...	335	...	2,772	9,866	...	2,487	...	29,753	616	6	32	...	2,130	506	18	37	1	2,306	17,282	1,480	1,483	43	38,169	...
1	...	...	...	4	100	...	44	...	400	9	...	1	...	23	...	1	...	...	2	142	20	18	...	351	26
1	...	1	...	...	9	...	1	...	14	...	...	...	...	...	...	...	...	...	13	...	...	...	...	27	27
...	...	...	...	5	...	...	...	...	15	...	...	...	...	...	1	...	...	...	9	4	1	...	...	3	28
2	...	1	...	4	114	...	45	...	429	9	...	1	...	23	1	1	...	...	11	159	21	18	...	381	...
1,021	...	336	...	2,776	9,980	...	2,532	...	30,182	625	6	33	...	2,153	507	19	37	1	2,317	17,441	1,501	1,501	43	38,550	...
7	...	3	...	16	77	...	18	...	278	6	...	...	...	10	20	...	1	...	96	66	6	5	...	269	29
19	...	2	...	28	213	...	39	...	571	5	...	...	...	17	11	...	1	...	44	230	6	15	1	566	30
14	...	4	...	58	171	...	37	...	604	6	...	...	...	43	...	1	...	...	92	...	6	...	...	263	31
11	...	2	...	28	102	...	25	...	380	1	...	...	...	27	1	...	...	...	32	46	1	3	...	123	32
19	...	6	...	67	247	...	80	...	748	...	...	...	...	7	...	...	...	...	3	142	...	9	...	286	33
33	...	1	...	94	686	...	52	...	2,355	157	3	4	...	577	49	9	...	...	424	877	15	21	...	2,466	34
30	...	5	...	96	329	...	68	...	1,137	3	...	1	...	9	5	...	...	...	33	130	...	7	...	394	35
8	...	2	...	26	93	...	26	...	273	8	...	...	...	29	1	...	...	...	2	102	9	3	...	244	36
8	...	3	...	7	132	...	40	...	444	...	...	...	...	10	9	...	...	...	12	68	10	6	...	196	37
13	...	1	...	63	205	...	44	...	697	17	2	...	...	109	1	...	...	...	8	131	7	9	...	428	38
9	...	3	...	23	138	...	18	...	546	1	...	...	...	21	9	...	...	...	38	174	25	...	...	488	39
171	...	32	...	506	2,393	...	447	...	8,033	204	5	5	...	859	106	10	2	...	692	2,058	79	84	1	5,682	...
3,797					40,162					2,784					2,843					57,402					



Table XV.

OCCUPATIONS.  
XX. Learned and  
Artistic Professions.

338

## TABLE

## Occupations

CLASS F.—																					
Order XX.—																					
Sub-order 67.—Medicine—concl'd.																					
NUMBER.	DISTRICT, STATE OR CITY.	469. DENTISTS.					470. OCULISTS.					471. VACCINATORS.					472. MIDWIVES.				
		Actual workers.				Dependents.	Actual workers.				Dependents.	Actual workers.				Dependents.	Actual workers.				Dependents.
		Total.		Partially Agri- culturist.	Total.		Partially Agri- culturist.	Total.		Partially Agri- culturist.		Total.		Partially Agri- culturist.							
		Males.	Females.		Males.			Females.	Males.			Females.	Males.		Females.						
		2483	2484	2485	2486	2487	2488	2489	2490	2491	2492	2493	2494	2495	2496	2497	2498	2499	2500	2501	2502
1	GANJAM ...									38		5		116		45		1	50		
2	AGENCY, GANJAM ...									1		1				2					
3	VIZAGAPATAM ...		1				2		1	13	33		1	121		54			69		
4	AGENCY, VIZAGAPATAM.										14		1	35							
5	GÓDÁVARI ...						1		1	2	54		5	155		74			65		
6	AGENCY, GÓDÁVARI ...										9			22		8			1		
7	KISTNA ...										50		2	128		294		17	112		
8	NELLORE ...										31		2	53		194		6	58		
9	CUDDAPAH ...									1	29		1	106		30			18		
10	KURNOOL ...										31		2	55		37		3	20		
11	BELLARY ...										23		1	86		59		4	30		
12	ANANTAPUR ...						4			5	18		2	73		17			11		
13	MADRAS ...	12				24	7			6	32			97		212			125		
14	CHINGLEPUT ...										26		3	81		486		1	74		
15	NORTH ARCOT ...						8		3	23	34		1	127		256		4	83		
16	SALEM ...										49		8	100		110			25		
17	COIMBATORE ...	1					15	1		48	52			136		45			30		
18	NILGIRIS ...					1					6			19		10			11		
19	SOUTH ARCOT ...									2	35		3	120		251		10	117		
20	TANJORE ...										44		1	122		634		27	135		
21	TRICHINOPOLY ...						6		2	20	39		9	95		162		5	44		
22	MADURA ...	1				1					43		2	98		200		23	69		
23	TINNEVELLY ...						1		1		31		5	78		187		5	30		
24	MALABAR ...						30		9	76	55		1	97		1,096		25	294		
25	SOUTH CANARA ...						1			4	27		4	70		68			30		
Total, British Terry.		14	1			26	75	1	17		200	804		59		2,185		4,630		131	1,501
26	PUDUKKÓTTAI ...						6		5		5	13			40		120		20	23	
27	BANGANAPALLE ...														1		2			4	
28	SANDUR ...										1				2		1				
Total, Feudatories.							6		5		5	14			43		123		20	27	
Grand Total		14	1			26	81	1	22		205	818		59		2,231		4,753		151	1,528
29	BELLARY CITY ...										5				23		6			4	
30	CALICUT CITY ...						1			1	8				20		17			11	
31	COIMBATORE CITY ...	1					1			9	8				23		11			6	
32	CUDDALORE CITY ...									1	2				16		25			9	
33	KUMARONAM CITY ...										2				3		20			3	
34	MADRAS CITY ...	12				24	7			6	32				97		212			125	
35	MADURA CITY ...	1				1					16		1		35		29			17	
36	NEGAPATAM CITY ...										4				8		32			27	
37	SALEM CITY ...										6				10		9			3	
38	TANJORE CITY ...										6				29		11			8	
39	TRICHINOPOLY CITY ...									1	10		1		31		15			9	
Total, Cities		14				25	9			18	99		2		205		387			222	
Total Workers and Dependents in the Presidency.		41					287					3,049					6,281				



XV.

—continued.

PROFESSIONS—cont.

Learned and Artistic Professions—cont.

473. COMPOUNDERS, MATRONS, NURSES, AND HOSPITAL, ASYLUM AND DISPENSARY SERVICE.										Sub-order 68.—Engineering and Survey.																NUMBER
Total Sub-order 67.										474. ADMINISTRATIVE AND INSPECTING STAFF.					475. CIVIL ENGINEERS AND ARCHITECTS.					476. TOPOGRAPHICAL, ARCHAEOLOGICAL AND REVENUE SURVEYORS.						
Actual workers.					Actual workers.					Actual workers.					Actual workers.					Actual workers.						
Total.		Partially Agricul- turst.		Dependents.	Total.		Partially Agricul- turst.		Dependents.	Total.		Partially Agricul- turst.		Dependents.	Total.		Partially Agricul- turst.		Dependents.	Total.		Partially Agricul- turst.		Dependents.		
Males.	Females.	Males.	Females.		Both sexes.	Males.	Females.	Males.		Females.	Both sexes.	Males.	Females.		Males.	Females.	Both sexes.	Males.		Females.	Males.	Females.	Both sexes.		Males.	
2503	2504	2505	2506	2507	2508	2509	2510	2511	2512	2513	2514	2515	2516	2517	2518	2519	2520	2521	2522	2523	2524	2525	2526	2527		
36	23	4	...	147	851	94	137	3	2,122	41	...	5	...	139	2	...	...	...	9	37	...	2	...	93	1	
...	...	...	...	...	15	2	1	...	5	...	...	...	...	...	...	...	...	...	...	...	...	...	...	...	2	
63	2	...	...	...	191	548	84	63	1,653	47	...	1	...	120	2	...	...	...	1	136	...	33	...	139	3	
16	...	...	...	...	21	93	2	2	255	3	...	...	...	...	...	...	...	...	...	...	...	...	...	...	4	
70	...	...	...	...	211	921	135	75	1,586	113	...	26	...	284	...	...	...	...	...	...	...	...	...	...	5	
4	...	...	...	...	5	47	10	4	89	6	...	...	...	18	...	...	...	...	...	1	1	...	...	...	6	
94	10	2	...	...	333	1,140	361	109	2,562	125	...	32	...	403	...	...	...	...	...	...	...	...	...	...	7	
45	6	5	...	...	126	775	252	79	1,531	205	...	54	...	203	...	...	...	...	...	160	...	36	...	169	8	
27	6	...	...	...	84	474	86	24	1,961	50	...	11	...	118	...	...	...	...	...	149	...	31	...	182	9	
27	4	4	...	...	51	291	56	30	602	38	...	7	...	76	...	...	...	...	...	13	...	...	...	...	10	
63	4	2	...	...	140	318	72	17	847	22	...	2	...	105	1	...	...	...	...	101	...	12	...	...	11	
30	5	1	...	...	59	227	26	12	524	28	...	1	...	62	...	...	...	...	...	5	...	...	...	...	12	
319	132	3	...	...	727	1,453	371	28	4,446	159	...	7	...	712	8	...	...	...	54	4	...	...	...	...	13	
123	23	...	...	...	381	895	615	51	5	2,238	62	...	11	...	244	6	...	...	...	26	...	...	...	...	14	
66	11	6	...	...	203	974	396	79	7	2,660	37	...	5	...	133	13	...	...	...	17	...	1	...	...	15	
46	8	7	...	...	106	756	188	65	1,404	55	...	6	...	156	4	...	...	...	26	3	...	...	...	...	16	
49	8	3	...	...	217	913	121	31	2,183	70	...	11	...	219	1	...	...	...	12	60	...	13	...	...	17	
47	33	...	...	...	106	120	48	1	303	17	...	...	...	82	4	...	...	...	4	40	...	1	...	...	18	
42	11	2	...	...	177	792	376	74	12	1,794	69	...	11	...	167	1	...	...	...	7	...	...	...	...	19	
166	3	4	...	...	442	2,243	874	156	30	5,641	229	...	33	...	542	3	...	...	...	19	...	5	...	...	20	
75	1	6	...	...	216	662	245	78	10	1,568	48	...	9	...	80	4	...	...	...	60	...	15	...	...	21	
111	12	8	...	...	329	1,097	425	70	23	2,488	46	...	8	...	180	1	...	...	...	6	...	1	...	...	22	
58	4	4	...	...	129	1,080	263	167	9	2,463	51	...	8	...	124	6	...	...	...	1	...	...	...	...	23	
110	12	4	...	...	320	3,755	1,280	315	29	9,300	25	...	1	...	106	15	...	...	...	3	...	...	...	...	24	
41	10	6	...	...	95	594	82	31	1,111	15	...	2	...	26	1	...	...	...	4	119	...	12	...	...	25	
1,727	328	71	...	...	4,816	21,024	6,464	1,699	175	51,336	1,561	...	251	...	4,310	72	...	1	177	1,312	...	206	...	1,476	...	
50	...	2	...	...	111	220	141	26	20	555	12	...	3	...	33	...	...	...	...	97	...	19	...	...	26	
4	...	...	...	...	...	13	2	...	...	32	...	...	...	...	...	...	...	...	...	...	...	...	...	...	27	
...	...	...	...	...	...	10	2	...	...	14	...	...	...	...	...	...	...	...	...	...	...	...	...	...	28	
54	...	2	...	...	111	243	145	26	20	601	12	...	3	...	33	...	...	...	...	97	...	19	...	...	...	
1,781	328	73	...	...	4,927	21,267	6,609	1,725	195	51,937	1,573	...	254	...	4,343	72	...	1	177	1,409	...	225	...	1,630	...	
34	...	1	...	...	82	131	12	7	424	13	...	...	...	69	1	...	...	...	...	4	...	...	...	...	29	
21	...	...	...	...	55	276	23	16	1	714	3	...	...	12	...	...	...	...	...	...	...	...	...	...	30	
12	...	1	...	...	59	120	12	7	403	35	...	6	...	103	...	...	...	...	...	23	...	2	...	...	31	
6	3	...	...	...	37	56	29	3	245	21	...	5	...	62	...	...	...	...	...	11	...	...	...	...	32	
22	...	...	...	...	82	166	20	9	394	6	...	1	...	58	...	...	...	...	...	14	...	5	...	...	33	
319	132	3	...	...	727	1,453	371	28	4,446	159	...	7	...	712	8	...	...	...	1	2	...	...	...	...	34	
40	9	2	...	...	139	195	38	11	628	22	...	3	...	105	...	...	...	...	54	26	...	...	...	...	35	
16	...	...	...	...	35	131	41	3	345	23	...	...	...	20	1	...	...	...	2	44	...	11	...	...	36	
6	3	...	...	...	19	89	22	6	249	8	...	...	...	16	...	...	...	...	...	...	...	...	...	...	37	
46	1	1	...	...	123	201	21	10	715	22	...	4	...	119	...	...	...	...	...	1	...	...	...	...	38	
27	1	...	...	...	97	221	41	1	685	3	...	...	...	30	4	...	...	...	2	7	...	3	...	...	39	
549	149	8	...	...	1,455	3,039	630	101	1	9,248	315	...	26	...	1,306	14	...	...	59	144	...	21	...	...	295	
7,036					79,813					5,916					249					3,039						



Table XV.

OCCUPATIONS.  
XX. Learned and  
Artistic Professions.

340

## TABLE

## Occupations

CLASS F.—

Order XX.—

CLASS F.																										
Order XX.—																										
Sub-order 68.—Engineering and Survey— <i>continued</i> .																										
NUMBER.	DISTRICT, STATE OR CITY.	477. DRAUGHTSMEN AND OPERATORS IN SURVEY OFFICES, OVERSEERS, ETC.										478. CLERKS, ETC., IN OFFICES OF THE ABOVE.					Total Sub-order 68.					479. ASTRONOMERS AND METEOROLOGISTS, AND ESTABLISHMENTS.				
		Actual workers.					Actual workers.					Actual workers.					Actual workers.									
		Total.		Partially Agri- culturist.		Dependents.	Total.		Partially Agri- culturist.		Dependents.	Total.		Partially Agri- culturist.		Dependents.	Total.		Partially Agri- culturist.		Dependents.					
		Males.	Females.	Males.	Females.		Males.	Females.	Males.	Females.		Males.	Females.	Males.	Females.		Males.	Females.								
		2528	2529	2530	2531	2532	2533	2534	2535	2536	2537	2538	2539	2540	2541	2542	2543	2544	2545	2546	2547					
		1	2	3	4	5	6	7	8	9	10	11	12	13	14	15	16	17	18	19	20	21	22	23	24	25
GANJAM ...	14		1	...	42	116		11	...	177	210		19	...	460											
AGENCY, GANJAM ...					28	105		3	...	197	300		37	...	485											
VIZAGAPATAM ...	10																									
AGENCY, VIZAGAPATAM ...										2	3				4											
GODAVARI ...	1		1	...	5	114		24	...	318	229		51	...	621											
AGENCY, GODAVARI ...						1					7				18											
KISTNA ...	40		4	...	62	237		63	...	409	562		135	...	1,043											
NELLORE ...	3				21	113		28	...	241	470		113	...	647											
CUDDAPAH ...	15				16	23		1	...	78	101		12	...	216											
KURNOOL ...	21		1	...	41	96		5	...	187	256		25	...	357											
BELLARY ...	7				36	28		1	...	88	63		3	...	245	1										
ANANTAPUR ...	6		1	...	6	15		2	...	31	53		4	...	106											
MADRAS ...	162		3	...	556	329		16	...	1,057	694		26	...	2,459	8								14		
CHINGLEPUT ...	6				33	26		1	...	138	117		13	...	461	2								3		
NORTH ARCOT ...	30				89	72		13	...	211	155		18	...	487											
SALEM ...	18		1	...	19	51		8	...	142	188		28	...	391											
COIMBATORE ...	9		1	...	27	98		6	...	204	218		19	...	511											
NILGIRIS ...	5				15	8		1	...	25	41		1	...	143											
SOUTH ARCOT ...	16		4	...	43	34		8	...	143	139		28	...	370											
TANJORE ...	8				48	95		6	...	277	395		54	...	995									7		
TRICHINOPOLY ...	12		4	...	70	40		2	...	193	120		16	...	427	1								1		
MADURA ...	9		1	...	5	60		2	...	188	139		11	...	426	5								10		
TINSUKELY ...					4	36		5	...	78	102		17	...	250											
MALABAR ...	21				70	59		5	...	147	427		47	...	520											
SOUTH CANARA ...	16		1	...	5	13			...	26	164		15	...	141									3		
Total, British Terry.		429		23	...	1,241	1,769		211	...	4,557	5,143		592	...	11,763	17							38		
26	PUDUKKOTTAI ...	18		1	...	40	43		9	...	76	170		32	...	301										
27	BANGALPALLE ...																									
28	SANDUR ...																									
Total, Feudatories.		18		1	...	40	43		9	...	76	170		32	...	301										
Grand Total		447		24	...	1,281	1,812		220	...	4,633	5,313		724	...	12,064	17							38		
29	BELLARY CITY ...	7				36	24		1	...	86	49		1	...	207	1									
30	CALICUT CITY ...	1				22	40		5	...	78	67		7	...	126										
31	COIMBATORE CITY ...	8		1	...	37	65		5	...	147	119		12	...	307										
32	CUDDALORE CITY ...	10		2	...	11	16		3	...	51	61		15	...	132										
33	KUMBAKONAM CITY ...					1				...	7	9		1	...	77										
34	MADRAS CITY ...	162		3	...	556	329		16	...	1,057	694		26	...	2,459	8							14		
35	MADURA CITY ...	8		1	...	4	45		1	...	151	77		5	...	274								2		
36	NEGAPATAM CITY ...	6				26	19		1	...	32	93		12	...	127								5		
37	SALEM CITY ...	1				4	14		3	...	88	24		3	...	108										
38	TANJORE CITY ...	2				20	45		1	...	150	76		8	...	320								2		
39	TRICHINOPOLY CITY ...	7				32	30		1	...	143	54		1	...	251	1							1		
Total, Cities		212		7	...	738	628		37	...	1,960	1,313		91	...	4,388	10							24		
Total Workers and Dependents in the Presidency.		1,728					6,445					17,377					55									

Table XV.

OCCUPATIONS.  
XX. Learned and  
Artistic Professions.

341

XV.

—continued.

PROFESSIONS—cont.

Learned and Artistic Professions—cont.

Sub-order 69.—Natural Science.

Sub-order 70.—Pictorial Art  
and Sculpture.

480. BOTANISTS, NATURALISTS AND OFFICERS OF SCIENTIFIC INSTITUTIONS.										481. METALLURGISTS.					482. PERSONS OCCUPIED WITH OTHER BRANCHES OF SCIENCE.					Total Sub-order 69.					483. PAINTERS, SUPERINTEND- ENTS OF SCHOOLS OF ART, ETC.					NUMBER.
Actual workers.					Dependents.	Actual workers.					Dependents.	Actual workers.					Dependents.	Actual workers.					Dependents.							
Total.		Partially Agri- culturist.				Total.		Partially Agri- culturist.				Total.		Partially Agri- culturist.				Total.		Partially Agri- culturist.										
Males.	Females.	Males.	Females.	Both sexes.		Males.	Females.	Males.	Females.	Both sexes.		Males.	Females.	Males.	Females.	Both sexes.		Males.	Females.	Males.	Females.	Both sexes.		Males.	Females.	Males.	Females.	Both sexes.		
2548	2549	2550	2551	2552	2553	2554	2555	2556	2557	2558	2559	2560	2561	2562	2563	2564	2565	2566	2567	2568	2569	2570	2571	2572						
1				3											1				3		60	1	5		192	1				
																				1					2	2				
																				3						3				
																				1					4	4				
1																				14	1	1		69	5	5				
															1					45		1		38	7	7				
																				1				11	8	8				
																				1	1			5	9	9				
																				39	17		2	72	10	10				
															1					46	4	1		78	11	11				
															12				22	169	11			403	13	13				
															2				3	20	11			52	14	14				
																				28				39	15	15				
																				1	2			3	16	16				
4				20						3					7				20	25		1		34	17	17				
																				4					18	18				
																			7	116	1	5		203	20	20				
															1				2	2					21	21				
															5				10	6	2	2	1	74	22	22				
																				8	4			107	23	23				
																				25				39	24	24				
																			3	18		1		42	25	25				
9				32	1					3					30				70	615	57	17	3	1,518						
																			1	7		1		15	26	26				
																					2				28	28				
																			1	7	2	1		15						
9				33	1					3					30				71	622	59	18	3	1,533						
															1					11				29	29	29				
																				3				1	30	30				
																				12				24	31	31				
																								32		32				
3				8	1										12				22	14				25	33	33				
																			2	169	11			403	34	34				
																			5	1				53	35	35				
																									36	36				
																									37	37				
															1				2	53	1			122	38	38				
																									39	39				
3				9	1										14				33	254	12			648						
42					1					3					101					2,914										



Table XV.

OCCUPATIONS.  
XX. Learned and  
Artistic Professions.

342

TABLE  
Occupations

NUMBER.  DISTRICT, STATE OR CITY.		CLASS F.— Order XX.— Sub-order 70.—Pictorial Art and Sculpture— <i>concl'd.</i>																			
		484. SCULPTORS.					485. PHOTOGRAPHERS.					486. TATTOOERS.					Total Sub-order 70.				
		Actual workers.			Dependents.		Actual workers.			Dependents.		Actual workers.			Dependents.		Actual workers.			Dependents.	
		Total.		Partially Agriculturist.			Total.		Partially Agriculturist.			Total.		Partially Agriculturist.			Total.		Partially Agriculturist.		
		Males.	Females.				Males.	Females.				Both sexes.	Males.				Females.	Both sexes.			
		2573	2574	2575	2576	2577	2578	2579	2580	2581	2582	2583	2584	2585	2586	2587	2588	2589	2590	2591	2592
1	GANJAM				1	7				2						67	1	5		196	
2	AGENCY, GANJAM															1					
3	VIZAGAPATAM					5				11		4				8	4			13	
4	AGENCY, VIZAGAPATAM.				1											1				1	
5	GÓDÁVARI	3		1		9	11			19		5			17	28	6	2		114	
6	AGENCY, GÓDÁVARI						5					1				5	1				
7	KISTNA	14				6	10		1	11	1	9			8	70	9	2		118	
8	NELLORE	2					4			3	5	6			9	12	6			23	
9	CUDDAPAH						3			2		39			20	4	40			27	
10	KURNOOL	5				7				2		17			13	35	34		2	94	
11	BELLARY	1				6	8			12		50			14	55	54	1		110	
12	ANANTAPUR						3					15			9	3	15			9	
13	MADRAS	24				57	87			202		5			6	271	16			668	
14	CHINGLEPUT	1				2	1			7		34			10	22	45			71	
15	NORTH ARCOT	27		1		72	6			20	1	26	1	2	13	62	26	2	2	144	
16	SALEM						3			9	11	27	2		46	15	29	2		58	
17	COIMBATORE	2				3	12			13	49	142			138	88	142	1		188	
18	NILGIRIS					13	1			24						1	2			37	
19	SOUTH ARCOT	1					5			8	14	70		6	89	24	70		6	97	
20	TANJORE	11				21	14			58	1	20			10	142	21	5		292	
21	TRICHINOPOLY	2				2	9			24	24	65	9		29	47	65	9		55	
22	MADURA					7	13		2	26	1	30			13	20	32	4	1	120	
23	TINNEVELLY	17		1		53	12		3	30		6			1	37	10	4		191	
24	MALABAR						4			10						29				49	
25	SOUTH CANARA	1				18	5			6						24		1		66	
Total, British Terry.		111		3		278	228		6	499	117	571	12	8	445	1,071	628	38	11	2,740	
26	PUDUCKÓTTAI						2			6		5				9	5	1		21	
27	BANGANAPALLE																				
28	SANDUR																2				
Total, Feudatories.							2			6		5				9	7	1		21	
Grand Total		111		3		278	230		6	505	117	576	12	8	445	1,080	635	39	11	2,761	
29	BELLARY CITY						4			9						15				29	
30	CALICUT CITY															3				1	
31	COIMBATORE CITY						4			6	1	1			3	17	1			33	
32	CUDDALORE CITY						4			6	1					5				6	
33	KUMBARONAM CITY						2			7						16				32	
34	MADRAS CITY	24				57	87			202		5			6	271	16			668	
35	MADURA CITY						6		1	17		2				7	2	1		70	
36	NEGAPATAM CITY						1			8						1				8	
37	SALEM CITY									6	1	1				1	1			6	
38	TANJORE CITY	4				11	9			32						66	1			165	
39	TRICHINOPOLY CITY						3			19						3				19	
Total, Cities		28				68	120		1	312	3	9			9	405	21	1		1,037	
Total Workers and Dependents in the Presidency.		389					735					1,138					4,476				

Table XV.

OCCUPATIONS.  
XX. Learned and  
Artistic Professions.

XV.  
—continued.

PROFESSIONS—cont.

Learned and Artistic Professions—cont.

Sub-order 71.—Music, Acting, Dancing, Etc.																					
487. MUSIC COMPOSERS AND TEACHERS.					488. HANDMASTERS AND PLAYERS (NOT MILITARY).					489. PIANO TUNERS.					490. ACTORS, SINGERS AND DANCERS AND THEIR ACCOMPANISTS.						
Actual workers.				Dependents.	Actual workers.				Dependents.	Actual workers.				Dependents.	Actual workers.				Dependents.		
Total.		Partially Agriculturalist.			Total.		Partially Agriculturalist.			Total.		Partially Agriculturalist.			Total.		Partially Agriculturalist.				
Males.	Females.	Males.	Females.	Both sexes.	Males.	Females.	Males.	Females.	Both sexes.	Males.	Females.	Males.	Females.	Both sexes.	Males.	Females.	Males.	Females.	Both sexes.	NUMBER.	
2593	2594	2595	2596	2597	2598	2599	2600	2601	2602	2603	2604	2605	2606	2607	2608	2609	2610	2611	2612		
23	11	4	...	29	896	4	63	...	1,168	...	...	...	...	...	372	249	29	3	513	1	
...	...	...	...	...	81	1	4	...	193	...	...	...	...	...	...	1	...	...	...	2	
...	...	...	...	2	165	4	16	...	283	...	...	...	...	...	236	227	6	10	842	3	
1	...	...	...	...	62	1	...	...	118	...	...	...	...	...	7	1	...	...	37	4	
...	1	...	...	3	805	6	75	5	1,061	...	...	...	...	...	496	348	22	15	738	5	
...	...	...	...	...	51	1	8	...	75	...	...	...	...	...	10	29	...	...	32	6	
6	...	...	...	11	1,133	56	135	5	1,322	...	...	...	...	...	1,142	799	88	58	1,685	7	
...	...	...	...	5	747	2	177	1	831	...	...	...	...	...	359	555	55	41	797	8	
...	...	...	...	10	211	9	28	1	199	...	...	...	...	...	213	190	15	4	369	9	
...	...	...	...	...	282	2	68	...	292	...	...	...	...	...	330	129	10	14	407	10	
6	4	1	...	55	453	3	70	1	385	...	...	...	...	...	159	130	4	1	218	11	
...	...	...	...	...	247	3	12	...	259	...	...	...	...	...	115	76	2	1	114	12	
17	...	...	...	35	466	23	...	...	1,073	11	...	...	...	10	163	174	3	...	411	13	
2	...	...	...	3	459	15	23	...	1,372	...	...	...	...	...	133	568	11	43	902	14	
3	...	...	...	10	591	19	53	2	1,145	...	...	...	...	...	168	203	8	11	396	15	
3	3	...	...	14	833	15	73	...	1,081	...	...	...	...	...	373	407	17	19	621	16	
4	...	...	...	4	1,957	52	97	...	3,015	...	...	...	...	...	446	1,018	26	27	1,285	17	
1	...	...	...	...	10	...	...	...	10	2	...	...	...	11	26	6	7	...	7	18	
3	...	...	...	22	561	8	66	...	928	...	...	...	...	...	400	651	48	47	729	19	
14	2	1	...	43	3,181	28	202	...	5,708	...	...	...	...	...	628	1,250	60	27	2,124	20	
...	...	...	...	5	1,283	7	249	1	1,558	...	...	...	...	...	285	1,057	47	93	1,089	21	
3	...	...	...	9	1,647	31	96	2	2,138	...	...	...	...	...	194	1,021	4	23	873	22	
3	...	...	...	1	1,468	4	109	3	2,491	...	...	...	...	...	291	426	15	6	804	23	
74	19	4	...	204	1,468	29	111	...	1,623	1	...	...	...	...	547	85	23	1	251	24	
8	...	...	...	2	1,018	35	188	2	931	...	...	...	...	...	236	284	18	11	480	25	
171	40	10	...	467	20,090	358	1,923	29	29,259	14	...	...	...	21	7,248	9,944	518	455	15,611		
4	...	1	...	...	366	...	76	...	461	1	...	...	...	...	126	280	22	32	293	26	
...	...	...	...	...	12	...	...	...	3	...	...	...	...	...	24	8	...	2	7	27	
...	...	...	...	...	7	...	1	...	4	...	...	...	...	...	4	1	...	...	1	28	
4	...	1	...	...	385	...	77	...	468	1	...	...	...	...	154	239	22	34	301		
175	40	11	...	467	20,465	358	2,000	29	29,727	15	...	...	...	21	7,402	10,233	540	489	15,912		
1	4	...	...	44	51	...	...	...	24	...	...	...	...	...	40	35	1	1	44	29	
3	...	...	...	9	14	...	...	...	30	...	...	...	...	...	22	...	...	...	18	30	
...	...	...	...	...	96	1	1	...	164	...	...	...	...	...	36	134	...	1	222	31	
1	...	...	...	1	29	...	2	...	83	...	...	...	...	...	...	45	...	...	22	32	
...	...	...	...	...	141	...	...	...	262	...	...	...	...	...	28	114	6	...	192	33	
17	...	...	...	35	466	23	...	...	1,073	11	...	...	...	10	163	174	3	...	411	34	
...	...	...	...	3	182	...	2	...	348	...	...	...	...	...	23	358	...	4	230	35	
...	...	...	...	...	100	...	2	...	166	...	...	...	...	...	5	95	...	1	82	36	
...	...	...	...	...	100	...	2	...	236	...	...	...	...	...	13	56	1	7	41	37	
...	2	...	...	8	212	1	1	...	518	...	...	...	...	...	20	73	...	...	247	38	
...	...	...	...	...	148	...	2	...	302	...	...	...	...	...	26	139	...	...	91	39	
22	6	...	...	100	1,530	25	12	...	3,206	11	...	...	...	10	385	1,223	11	14	1,609		
682					50,550					36					33,547						



Table XV.

OCCUPATIONS.  
XXI. Sport.

344

TABLE  
Occupations

NUMBER.	DISTRICT, STATE OR CITY.	CLASS F.—														
		Order XX.—Learned and Artistic Professions— <i>concl'd.</i>										491. RACE-COURSE SERVICE, TRAINERS, BOOK-MAKERS, JOCKEYS, ETC.				
		Sub-order 71.—Music, Acting, Dancing, Etc.— <i>concl'd.</i>					Total Order XX.					Actual workers.				
		Total Sub-order 71.														
		Actual workers.					Actual workers.					Actual workers.				
		Total.		Partially Agriculturist.		Dependents.	Total.		Partially Agriculturist.		Dependents.	Total.		Partially Agriculturist.		Dependents.
		Males.	Females.	Males.	Females.	Both sexes.	Males.	Females.	Males.	Females.	Both sexes.	Males.	Females.	Males.	Females.	Both sexes.
		2613	2614	2615	2616	2617	2618	2619	2620	2621	2622	2623	2624	2625	2626	2627
1	GANJAM ...	1,291	204	96	3	1,710	12,648	767	2,944	62	24,181					
2	AGENCY, GANJAM ...	81	2	4		193	333	4	67		531					
3	VIZAGAPATAM ...	401	231	22	10	1,127	4,301	579	757	28	10,047					
4	AGENCY, VIZAGAPATAM.	70	2			151	832	56	53	2	1,939					
5	GODÁVARI ...	1,211	355	97	20	1,802	6,303	752	1,331	37	15,879					
6	AGENCY, GODÁVARI	70	30	8		107	332	53	58	1	601					
7	KISTNA ...	2,281	855	223	63	3,018	9,941	1,686	2,002	112	17,704					
8	NELLORE ...	1,106	557	232	42	1,833	6,524	1,191	1,744	96	11,208					
9	CUDDAPOH ...	424	199	43	5	578	3,008	460	460	30	5,360					
10	KURNOOL ...	612	131	78	14	699	2,509	375	329	22	4,089					
11	BELLARY ...	623	137	75	2	658	2,897	386	387	14	5,265					1
12	ANANTAPUR ...	362	79	14	1	373	2,166	309	254	18	3,349					
13	MADRAS ...	657	197	3		1,329	11,598	1,298	299	3	30,440	2				7
14	CHINGLEPUT ...	594	583	34	43	2,277	6,012	1,582	532	51	14,904					
15	NORTH ARCOT ...	763	222	61	13	1,551	7,515	1,079	1,102	40	16,943					
16	SALEM ...	1,209	485	90	19	1,716	7,592	1,245	1,295	44	13,815	1				
17	COIMBATORE ...	2,407	1,070	123	27	4,304	11,897	1,992	997	69	23,819					
18	NILGIRIS ...	39	6	7		28	695	217	16		1,632	2				1
19	SOUTH ARCOT ...	964	659	114	47	1,670	8,338	1,384	1,403	76	15,700					
20	TANJORE ...	3,923	1,280	263	33	7,875	23,936	2,605	2,629	72	49,857					
21	TRICHINOPOLY ...	1,568	1,064	296	94	2,552	8,424	1,641	1,668	122	17,296					
22	MADRASA ...	1,844	1,062	100	25	3,020	12,296	2,191	1,227	107	20,745					
23	TINNEVELLY ...	1,762	430	124	9	3,296	11,653	1,834	1,499	55	24,571					
24	MALABAR ...	2,090	133	138	1	2,078	25,934	3,890	2,254	138	49,147					
25	SOUTH CANARA ...	1,262	319	206	13	1,413	8,848	768	1,448	19	13,874					3
Total, British Terry.		27,513	10,342	2,461	484	45,358	192,532	28,264	26,754	1,218	396,856	5				12
26	PUDUKKOTTAI ...	497	280	99	32	754	2,541	523	553	58	5,147					
27	BANGANAPALLE ...	36	8		2	10	101	10	7	2	138					
28	SANDUR ...	11	1	1		5	84	7	6		108					
Total, Feudatories.		544	289	100	34	769	2,726	550	566	60	5,393					
Grand Total		28,057	10,631	2,551	518	46,127	197,558	28,814	27,320	1,278	402,249	5				12
29	BELLARY CITY ...	101	39	1	1	112	695	102	48	1	1,911					1
30	CALICUT CITY ...	39				57	1,408	88	120	1	3,055					
31	COIMBATORE CITY ...	132	135	1	1	366	1,081	277	85	1	3,593					
32	CUDDAPORE CITY ...	30	45	2		106	506	107	89	1	1,855					
33	KUMHAKONAM CITY ...	169	114	6		454	1,636	191	205		4,289					
34	MADRAS CITY ...	657	197	3		1,529	11,598	1,298	299	3	30,440	2				7
35	MADRASA CITY ...	205	358	2	4	560	1,882	474	188	6	6,303					
36	NEGAPATAN CITY ...	105	95	2	1	249	1,169	206	81	1	2,966					
37	SALEM CITY ...	113	56	3	7	277	662	141	100	7	2,108					
38	TANJORE CITY ...	232	76	1		773	1,790	185	135	1	5,252					
39	TRICHINOPOLY CITY ...	174	139	2		393	1,523	236	31		4,403					
Total, Cities		1,957	1,254	23	14	4,925	24,010	3,305	1,431	22	65,175	2				8
Total Workers and Dependents in the Presidency.		84,815					628,621					17				



Table XV.

OCCUPATIONS.  
XXI. Sport.

XV.

—continued.

PROFESSIONS—cont.

Order XXI.—Sport.

Sub-order 72.—Sport.

Sub-order 73.—Games and Exhibitions.

492. SHIKARIS, FALCONERS, BIRD-CATCHERS.					493. HUNTSMEN, WHIPPERS-IN.					Total Sub-order 72.					494. OWNERS AND MAN- AGERS OF PLACES OF PUBLIC ENTERTAINMENT.					495. PERSONS ENGAGED IN SERVICE OF PLACES OF PUBLIC ENTERTAINMENT.					NUMBER.
Actual workers.					Actual workers.					Actual workers.					Actual workers.					Actual workers.					
Total.		Partially Agricul- turst.		Dependents.	Total.		Partially Agricul- turst.		Dependents.	Total.		Partially Agricul- turst.		Dependents.	Total.		Partially Agricul- turst.		Dependents.	Total.		Partially Agricul- turst.		Dependents.	
Males.	Females.	Males.	Females.		Males.	Females.	Males.	Females.		Males.	Females.	Males.	Females.		Males.	Females.	Males.	Females.		Males.	Females.	Males.	Females.		
2628	2629	2630	2631	2632	2633	2634	2635	2636	2637	2638	2639	2640	2641	2642	2643	2644	2645	2646	2647	2648	2649	2650	2651	2652	
37	...	...	...	39	...	...	...	...	...	37	...	...	...	39	...	...	...	...	...	21	26	...	...	23	1
3	...	...	...	5	...	...	...	...	...	3	...	...	...	5	...	...	...	...	...	...	...	...	...	...	2
38	1	...	...	31	...	...	...	...	...	38	1	2	...	31	4	...	...	...	...	59	41	1	...	43	3
7	...	...	...	18	...	...	...	...	...	7	...	...	...	18	...	...	...	...	...	3	...	...	...	...	4
81	1	5	...	178	...	...	...	...	...	81	1	5	...	178	...	...	...	...	...	97	58	3	...	151	5
6	...	...	...	6	...	...	...	...	...	6	...	...	...	6	...	...	...	...	...	4	...	...	...	...	6
41	...	3	...	116	...	...	...	...	...	41	...	3	...	116	...	...	...	...	1	23	...	...	...	...	7
96	10	6	...	190	...	...	...	...	...	96	10	6	...	190	...	...	...	...	...	...	...	...	...	...	8
62	15	2	2	97	...	...	...	...	...	62	15	2	2	97	...	...	...	...	...	17	21	...	...	...	9
36	...	2	...	65	...	...	...	...	...	36	...	2	...	65	...	...	...	...	...	1	...	...	...	...	10
32	2	2	...	33	...	...	...	...	...	32	2	2	...	34	...	...	...	...	...	5	...	...	...	...	11
27	...	1	...	27	...	...	...	...	...	27	...	1	...	27	...	...	...	...	...	...	...	...	...	...	12
15	...	...	...	37	...	...	...	...	...	17	...	...	...	44	...	...	...	...	21	104	100	1	5	266	13
285	81	4	...	479	...	...	...	...	...	285	81	4	...	479	...	...	...	...	...	47	15	...	...	...	14
201	28	...	...	299	...	...	...	...	...	201	28	2	...	299	1	...	...	...	4	8	...	...	...	...	15
114	55	...	...	115	...	...	...	...	...	115	55	...	...	115	...	...	...	...	...	7	18	...	...	...	16
73	2	...	...	77	...	...	...	...	...	73	2	...	...	77	8	...	...	...	0	4	...	...	...	...	17
13	...	1	...	59	1	...	...	...	...	16	...	1	...	51	...	...	...	...	...	40	8	1	...	71	18
283	77	21	...	410	...	...	...	...	...	283	77	21	...	410	...	...	...	...	...	...	...	...	...	...	19
85	3	1	...	111	...	...	...	...	...	85	3	1	...	111	8	...	...	...	22	44	9	...	...	...	20
106	2	1	...	175	...	...	...	...	...	106	2	1	...	175	...	...	...	...	...	12	...	1	...	...	21
52	2	...	...	99	...	...	...	...	...	52	2	...	...	99	...	...	...	...	...	08	28	4	...	75	22
57	3	...	...	136	...	...	...	...	...	57	3	3	...	136	3	...	...	...	...	33	3	12	...	32	23
10	...	...	...	23	...	...	...	...	...	10	...	...	...	23	...	...	...	...	...	10	...	...	...	21	24
19	8	...	...	31	...	...	...	...	...	19	8	...	...	14	...	...	...	...	...	2	...	...	...	1	25
1,779	290	56	2	2,327	1	...	...	...	...	1,785	290	56	2	2,339	28	...	...	...	57	766	333	27	5	1,160	...
7	1	...	...	1	...	...	...	...	...	7	1	...	...	1	...	...	...	...	...	2	...	...	...	...	26
4	...	...	...	6	...	...	...	...	...	4	...	...	...	6	...	...	...	...	...	...	...	...	...	...	27
...	...	...	...	...	...	...	...	...	...	...	...	...	...	...	...	...	...	...	...	...	...	...	...	...	28
11	1	...	...	7	...	...	...	...	...	11	1	...	...	7	...	...	...	...	...	2	...	...	...	...	...
1,790	291	56	2	2,334	1	...	...	...	...	1,796	291	56	2	2,346	28	...	...	...	57	768	333	27	5	1,162	...
1	...	...	...	4	...	...	...	...	...	1	...	...	...	5	...	...	...	...	...	5	...	...	...	...	29
...	...	...	...	...	...	...	...	...	...	...	...	...	...	...	...	...	...	...	...	2	...	...	...	...	30
1	...	...	...	3	...	...	...	...	...	1	...	...	...	3	7	...	...	...	...	1	...	...	...	...	31
1	...	...	...	...	...	...	...	...	...	1	...	...	...	...	...	...	...	...	...	...	...	...	...	...	32
15	...	...	...	37	...	...	...	...	...	17	...	...	...	44	...	...	...	...	...	2	...	...	...	...	33
16	...	...	...	33	...	...	...	...	...	16	...	...	...	33	...	...	...	...	21	104	2	...	...	154	34
1	...	...	...	2	...	...	...	...	...	1	...	...	...	2	3	...	...	...	...	1	...	...	...	...	35
...	...	...	...	...	...	...	...	...	...	...	...	...	...	...	...	...	...	...	...	...	...	...	...	...	36
9	2	...	...	25	...	...	...	...	...	9	2	...	...	25	...	...	...	...	18	...	...	...	...	...	37
23	...	...	...	48	...	...	...	...	...	23	...	...	...	48	...	...	...	...	...	12	...	...	...	...	38
...	...	...	...	...	...	...	...	...	...	...	...	...	...	...	...	...	...	...	...	...	...	...	...	...	39
67	2	...	...	152	...	...	...	...	...	69	2	...	...	160	18	...	...	...	40	152	4	1	...	254	...
4,915					1					4,933					85					2,263					...



Table XV.

OCCUPATIONS.  
XXI. Sport.

346

TABLE  
Occupations

CLASS F.																					
Order XXI.—Sport—concl'd.																					
Sub-order 73.—Games and Exhibitions—concl'd.																					
NUMBER.	DISTRICT, STATE OR CITY.	496. EXHIBITORS OF TRAINED ANIMALS.					497. CIRCUS OWNERS, MANAGERS, ETC.					498. CONJURORS, BUFFOONS, RECITERS, FORTUNE-TELLERS, ETC.					499. TUMBLERS, ACROBATS, WRESTLERS, PROFESSIONAL CRICKETERS, ETC.				
		Actual workers.				Dependents.	Actual workers.				Dependents.	Actual workers.				Dependents.	Actual workers.				Dependents.
		Total.		Partially Agri-culturist.	Total.		Partially Agri-culturist.	Total.		Partially Agri-culturist.		Total.		Partially Agri-culturist.							
		Males.	Females.		Males.	Females.		Males.	Females.		Males.	Females.	Males.		Females.	Males.	Females.				
		2653	2654	2655	2656	2657	2658	2659	2660	2661	2662	2663	2664	2665	2666	2667	2668	2669	2670	2671	2672
		1	GANJAM ...	69	26	...	...	66	...	...	...	...	...	18	1	...	...	25	67	40	9
2	AGENCY, GANJAM ...	...	...	...	...	12	...	...	...	...	...	...	...	...	...	...	...	...	...	...	...
3	VIZAGAPATAM ...	88	33	...	...	85	...	...	...	...	...	17	8	...	...	23	126	51	1	...	96
4	AGENCY, VIZAGAPATAM.	4	4	...	...	10	...	...	...	...	...	3	...	...	...	5	3	...	...	...	13
5	GÓDÁVARI ...	104	8	2	...	116	...	...	...	...	...	31	...	1	...	56	106	24	1	...	168
6	AGENCY, GÓDÁVARI ...	13	2	...	...	25	...	...	...	...	...	...	...	...	...	76	7	1	...	...	96
7	KISTNA ...	49	5	...	...	49	...	...	...	...	...	186	100	12	5	167	180	73	5	...	331
8	NELLORE ...	16	1	...	...	48	...	...	...	...	...	152	47	24	3	282	97	36	17	...	126
9	CUDDAPAH ...	34	24	...	...	53	3	2	...	...	1	100	77	5	2	183	197	44	3	...	249
10	KURNOOL ...	9	1	...	...	14	...	...	...	...	...	99	71	2	1	137	126	50	2	3	207
11	BELLARY ...	27	1	...	...	16	10	5	...	...	12	123	61	...	...	195	149	26	5	...	197
12	ANANTAPUR ...	52	27	3	...	57	5	...	...	...	...	16	23	...	1	34	196	56	...	...	235
13	MADRAS ...	5	...	...	...	6	13	5	...	...	5	56	7	...	...	89	41	...	...	...	68
14	CHINGLEPUT ...	26	4	...	...	51	7	4	...	...	...	94	4	1	...	60	76	9	...	...	52
15	NORTH ARCOT ...	27	8	...	...	35	4	...	...	...	5	25	24	3	...	31	52	13	3	...	73
16	SALEM ...	15	7	...	...	15	7	...	...	...	11	42	16	2	...	143	129	56	4	...	122
17	COIMBATORE ...	19	9	...	...	31	...	...	...	...	...	67	5	1	...	68	77	...	...	...	163
18	NILGIRIS ...	...	...	...	...	1	1	...	...	...	...	...	...	...	...	1	...	...	...	...	1
19	SOUTH ARCOT ...	7	1	...	...	14	13	3	1	...	2	76	7	2	...	93	30	11	1	...	106
20	TANJORE ...	38	4	...	...	47	19	...	...	...	9	126	22	4	...	459	219	117	1	3	253
21	TRICHINOPOLY ...	20	...	...	...	29	8	...	...	...	15	43	16	1	...	41	51	40	...	1	102
22	MADURA ...	21	1	...	...	23	1	5	1	...	8	147	15	7	...	220	73	4	2	...	67
23	TINNEVELLY ...	30	...	1	...	22	1	...	...	...	...	74	37	6	4	86	50	7	...	...	109
24	MALABAR ...	...	...	...	...	7	...	...	...	...	59	9	11	...	...	7	103	1	4	...	164
25	SOUTH CANARA ...	55	23	...	...	40	20	1	...	...	4	12	29	2	...	21	83	...	10	...	70
Total, British Terry.		728	189	6	...	863	119	26	2	...	131	1,519	575	73	16	2,425	2,308	665	69	13	3,120
26	PUDUKKÓTTAI ...	...	...	...	...	1	...	...	...	...	...	50	...	16	...	44	3	...	...	...	10
27	BANGANAPALLE ...	6	...	...	...	...	...	...	...	...	...	1	15	...	...	5	3	...	...	...	2
28	SANDUR ...	...	...	...	...	...	...	...	...	...	...	...	...	...	...	...	...	...	...	...	...
Total, Feudatories.		6	...	...	...	1	...	...	...	...	...	51	15	16	...	49	6	...	...	...	12
Grand Total		734	189	6	...	863	120	26	2	...	131	1,570	590	89	16	2,474	2,314	665	69	13	3,132
29	BELLARY CITY ...	...	...	...	...	2	...	...	...	...	...	...	...	...	...	...	1	...	...	...	5
30	CALICUT CITY ...	...	...	...	...	...	...	...	...	...	...	...	...	...	...	...	3	8	...	...	17
31	COIMBATORE CITY ...	2	...	...	...	3	...	...	...	...	...	7	...	...	...	...	9	2	...	...	7
32	CUDDALORE CITY ...	...	...	...	...	1	...	...	...	...	...	...	...	...	...	...	...	1	...	...	3
33	KUMBHAKONAM CITY ...	1	...	...	...	5	...	...	...	...	...	2	...	...	...	...	5	...	1	...	10
34	MADRAS CITY ...	5	...	...	...	6	13	5	...	...	5	56	7	...	...	...	89	41	...	...	68
35	MADURA CITY ...	...	...	...	...	...	...	...	...	...	5	14	...	...	...	...	17	5	...	...	...
36	NEGAPATAM CITY ...	2	...	...	...	11	...	...	...	...	...	2	...	...	...	...	3	3	...	...	1
37	SALEM CITY ...	...	...	...	...	...	2	...	...	...	3	1	4	1	...	...	84	...	...	...	...
38	TANJORE CITY ...	2	...	...	...	8	...	...	...	...	4	19	...	...	...	...	38	17	...	...	25
39	TRICHINOPOLY CITY ...	1	...	...	...	...	2	...	...	...	...	...	...	...	...	...	2	...	...	...	...
Total, Cities		13	...	...	...	35	18	5	...	...	17	101	11	1	...	244	84	1	1	...	136
Total Workers and Dependents in the Presidency.		1,766					277					4,634					6,111				



XV.  
—continued.

PROFESSIONS—concl'd.

347

Table XV.  
OCCUPATIONS.  
XXII. Earthwork  
and General Labour.

PROFESSIONS— <i>concd.</i>										TOTAL CLASS F.					CLASS G.—UNSKILLED LABOUR, NOT AGRICULTURAL. Order XXII.—Earthwork and General Labour.						Sub-order 74.—Earthwork, Etc.						500. WELL-SINKERS.						NUMBER.
Total Sub-order 73.					Total Order XXI.					Actual workers.					Actual workers.					Actual workers.					Actual workers.								
Total.		Partially Agri- culturist.		Dependents.	Total.		Partially Agri- culturist.		Dependents.	Total.		Partially Agriculturist.		Dependents.	Total.		Partially Agri- culturist.		Dependents.	Total.		Partially Agri- culturist.		Dependents.									
Males.	Females.	Males.	Females.		Both sexes.	Males.	Females.	Males.		Females.	Both sexes.	Males.	Females.		Males.	Females.	Both sexes.	Males.		Females.	Males.	Females.	Both sexes.		Males.	Females.	Males.	Females.	Both sexes.				
2673	2674	2675	2676	2677	2678	2679	2680	2681	2682	2683	2684	2685	2686	2687	2688	2689	2690	2691	2692	500. WELL-SINKERS.													
175	93	9	6	166	212	93	9	6	205	12,860	860	2,953	68	24,386	...	...	...	...	...	...	...	...	...	...	1								
...	...	...	...	12	...	...	...	...	17	...	...	...	...	...	...	...	...	...	...	...	...	...	...	...	2								
294	133	2	...	247	332	133	...	...	378	4,633	713	761	28	10,325	1	...	1	...	1	...	...	...	...	...	3								
13	4	...	...	30	20	...	...	...	48	852	60	52	2	1,987	14	...	...	...	11	...	...	...	...	...	4								
341	90	7	...	491	422	91	12	...	669	6,725	843	1,343	37	14,548	...	...	...	...	70	...	...	...	...	...	5								
89	13	1	...	124	95	13	1	...	130	427	66	59	1	731	21	...	...	...	5	...	...	...	...	...	6								
438	178	17	5	563	479	178	29	5	679	10,420	1,864	2,022	117	18,383	606	381	100	32	888	...	...	...	...	...	7								
265	84	41	3	456	361	94	47	3	646	6,685	1,285	1,791	99	11,854	775	775	95	40	1,083	...	...	...	...	...	8								
351	168	8	2	543	413	193	10	4	640	3,421	643	470	34	6,000	515	358	85	19	660	...	...	...	...	...	9								
235	122	4	4	364	271	122	6	4	489	2,780	397	335	26	4,518	107	76	18	7	104	...	...	...	...	...	10								
314	93	5	...	425	346	93	7	...	459	3,243	481	394	14	5,724	78	70	7	4	93	...	...	...	...	...	11								
430	206	4	6	532	457	206	5	6	559	2,623	515	259	24	3,908	128	67	11	2	211	...	...	...	...	...	12								
223	14	...	...	343	240	14	...	...	387	11,838	1,312	299	3	30,827	1	...	...	...	...	...	...	...	...	...	13								
250	36	5	...	207	635	117	9	...	686	6,547	1,699	541	51	15,590	24	...	...	...	61	...	...	...	...	...	14								
117	45	8	...	175	318	73	8	...	474	7,833	1,152	1,110	40	17,417	67	42	3	...	134	...	...	...	...	...	15								
200	97	6	...	319	315	152	6	...	434	7,907	1,397	1,301	44	14,249	1,705	733	56	11	1,793	...	...	...	...	...	16								
175	14	1	...	280	248	16	1	...	357	12,145	2,008	998	69	24,176	3,274	1,244	27	12	4,756	...	...	...	...	...	17								
42	9	1	...	72	58	9	2	...	123	753	226	18	...	1,755	...	...	...	...	...	...	...	...	...	...	18								
128	22	4	...	215	409	99	25	...	623	8,747	1,483	1,428	76	16,325	122	57	2	...	163	...	...	...	...	...	19								
454	152	5	3	960	539	155	6	3	1,971	23,575	2,760	2,635	75	50,928	6	...	...	...	16	...	...	...	...	...	20								
134	50	2	1	203	240	52	3	1	378	8,664	1,693	1,671	123	17,674	979	716	28	14	986	...	...	...	...	...	21								
310	53	14	...	393	362	55	14	...	493	12,658	2,246	1,241	107	27,237	653	33	2	...	682	...	...	...	...	...	22								
191	47	19	4	249	248	50	22	4	385	11,301	1,884	1,521	59	24,916	46	1	1	...	19	...	...	...	...	...	23								
129	12	4	...	251	159	12	4	...	274	26,073	3,902	2,258	138	49,421	11	...	2	...	27	...	...	...	...	...	24								
172	53	12	...	136	191	61	12	...	150	9,039	849	1,460	19	14,024	16	...	2	...	16	...	...	...	...	...	25								
5,488	1,788	177	34	7,756	7,253	2,078	233	36	10,595	202,085	30,342	26,987	1,254	407,451	9,149	4,600	440	141	11,780	...	...	...	...	...	...								
56	...	16	...	66	63	1	16	...	87	2,604	534	569	58	5,204	...	...	...	...	...	...	...	...	...	...	26								
10	15	...	...	7	14	15	...	...	13	115	25	7	2	151	2	2	...	...	1	...	...	...	...	...	27								
...	...	...	...	...	...	...	...	...	...	84	7	6	...	108	...	...	...	...	1	...	...	...	...	...	28								
66	15	16	...	63	77	16	16	...	70	2,803	566	582	60	5,463	2	2	...	...	2	...	...	...	...	...	...								
5,534	1,803	193	34	7,819	7,330	2,094	219	36	10,665	204,888	30,908	27,569	1,314	412,914	9,151	4,602	440	141	11,782	...	...	...	...	...	...								
6	...	...	...	12	7	...	...	...	17	702	102	48	1	1,928	...	...	...	...	...	...	...	...	...	...	29								
10	...	...	...	20	10	...	...	...	29	1,418	88	120	1	3,075	...	...	...	...	...	...	...	...	...	...	30								
19	...	...	...	21	20	...	...	...	24	1,101	277	85	1	3,617	...	...	...	...	...	...	...	...	...	...	31								
1	1	...	...	3	2	1	...	...	5	568	108	89	1	1,858	...	...	...	...	2	...	...	...	...	...	32								
10	...	1	...	24	10	...	1	...	24	1,646	191	206	...	4,313	...	...	...	...	...	...	...	...	...	...	33								
223	14	...	...	343	240	14	...	...	387	11,838	1,312	299	3	30,827	1	...	...	...	...	...	...	...	...	...	34								
19	...	...	...	25	35	...	...	...	58	1,917	474	188	6	5,361	...	...	...	...	...	...	...	...	...	...	35								
11	...	...	...	16	12	...	...	...	18	1,181	206	81	1	2,984	...	...	...	...	...	...	...	...	...	...	36								
3	4	1	...	87	5	4	1	...	87	665	145	101	7	2,195	...	...	...	...	...	...	...	...	...	...	37								
67	2	...	...	165	76	4	...	...	190	1,866	189	135	1	5,442	...	...	...	...	47	...	...	...	...	...	38								
17	...	1	...	14	40	...	1	...	62	1,563	236	82	...	4,465	...	...	...	...	...	...	...	...	...	...	39								
386	21	3	...	730	455	23	3	...	890	24,465	3,328	1,434	22	66,065	80	...	...	...	40	...	...	...	...	...	...								
15,156					20,039					648,710					25,535																		



**Table XV.**  
**OCCUPATIONS.**  
**XXII. Earthwork**  
**and General Labour.**

348

**TABLE**

**Occupations**

CLASS G.—UNSKILLED

Order XXII.—

Sub-order 74.—Earthwork, Etc.—concl'd.

		CLASS G.—UNSKILLED														
		Order XXII.—														
		Sub-order 74.—Earthwork, Etc.—concl'd.														
DISTRICT, STATE OR CITY.		501. TANK DIGGERS AND EXCAVATORS.					502. ROAD, CANAL, AND RAILWAY LABOURERS.					503. MINERS (UNSPECIFIED).				
		Actual workers.				Dependents.	Actual workers.				Dependents.	Actual workers.				Dependents.
		Total.		Partially Agricul- turist.			Total.		Partially Agricul- turist.			Total.		Partially Agricul- turist.		
		Males.	Females.	Males.	Females.		Both sexes.	Males.	Females.	Males.		Females.	Both sexes.	Males.	Females.	
		2693	2694	2695	2696	2697	2698	2699	2700	2701	2702	2703	2704	2705	2706	2707
1	GANJAM ... ..	1,649	1,230	241	135	1,810	434	143	5	5	708	5	...	...	...	
2	AGENCY, GANJAM ... ..	2	1	...	...	2	13	...	1	...	20	...	...	...	...	
3	VIZAGAPATAM ... ..	2,597	2,070	111	64	3,345	1,171	560	19	3	1,240	2,252	1,797	15	5	1,942
4	AGENCY, VIZAGAPATAM ... ..	279	352	...	...	437	246	268	2	...	323	...	...	...	...	
5	GÓDÁVARI ... ..	6,275	3,728	434	121	7,194	1,023	175	30	4	1,358	1	...	...	...	
6	AGENCY, GÓDÁVARI ... ..	259	289	14	5	325	14	...	...	...	15	...	...	...	...	
7	KISTNA ... ..	12,014	9,370	2,010	1,115	14,723	1,086	750	51	50	1,339	6	...	...	...	5
8	NELLORE ... ..	5,749	4,367	1,132	372	5,624	2,802	2,412	398	217	3,443	17	19	...	...	27
9	CUDDAPAH ... ..	4,998	4,792	746	458	5,777	432	42	39	5	570	6	8	...	...	20
10	KURNOOL ... ..	1,333	1,175	113	71	1,572	211	173	23	6	500	23	6	...	...	40
11	BELLARY ... ..	379	386	35	9	509	2,289	388	86	15	1,204	...	...	...	...	...
12	ANANTAPUR ... ..	1,446	1,122	94	88	1,738	145	30	3	...	184	...	...	...	...	...
13	MADRAS ... ..	348	377	...	...	444	875	612	...	...	1,308	1	...	...	...	2
14	CHINGLEPUT ... ..	2,650	2,333	212	66	2,942	805	116	32	1	1,368	...	...	...	...	3
15	NORTH ARCOT ... ..	6,553	5,188	786	397	7,684	311	134	23	1	751	13	...	1	...	35
16	SALEM ... ..	7,362	7,903	503	306	8,247	599	272	72	11	541	31	21	...	...	21
17	COIMBATORE ... ..	12,926	13,870	205	131	16,269	836	403	63	3	950	9	...	...	...	18
18	NILGIRIS ... ..	81	142	...	...	239	965	192	17	...	598	1	...	...	...	3
19	SOUTH ARCOT ... ..	4,569	3,812	584	270	6,012	444	87	24	...	773	6	...	1	...	3
20	TANJORE ... ..	4,704	2,172	94	62	6,907	706	203	41	...	1,414	...	...	...	...	...
21	TRICHINOPOLY ... ..	4,855	3,809	243	79	6,121	636	41	93	...	811	5	...	...	...	12
22	MADRAS ... ..	6,853	6,043	174	72	8,060	415	86	42	5	698	1	9	...	...	7
23	TINNEVELLY ... ..	1,209	429	96	...	1,287	388	37	41	...	448	18	2	1	...	20
24	MALABAR ... ..	255	561	6	8	579	3,405	590	57	3	3,000	64	...	3	...	28
25	SOUTH CANARA ... ..	1,322	440	204	2	1,464	178	32	6	1	255	1	...	...	...	4
Total, British Terry.		90,667	76,711	7,967	3,532	109,011	20,429	7,747	1,178	330	24,479	2,460	1,862	21	5	2,190
26	PUDUCHÉTTAI ... ..	931	...	72	...	512	143	1,320	20	75	909	...	...	...	...	...
27	BANGALAPALLE ... ..	16	7	...	2	34	...	...	...	...	...	...	...	...	...	...
28	SANDUR ... ..	1	...	...	...	3	12	...	...	...	22	...	...	...	...	...
Total, Feudatories.		948	7	72	2	549	155	1,320	20	75	931	...	...	...	...	...
Grand Total		91,615	76,718	8,039	3,534	109,560	20,584	9,067	1,198	405	25,410	2,460	1,862	21	5	2,190
29	BELLARY CITY ... ..	13	9	...	...	23	20	26	...	...	121	...	...	...	...	...
30	CALICUT CITY ... ..	1	...	...	...	2	146	1	2	...	264	...	...	...	...	...
31	COIMBATORE CITY ... ..	339	287	1	...	287	9	5	...	...	46	...	...	...	...	...
32	CUDDALORE CITY ... ..	10	...	...	...	6	46	1	...	...	50	...	...	...	...	...
33	KUMBAHONAM CITY ... ..	118	73	...	...	201	2	...	...	...	2	...	...	...	...	...
34	MADRAS CITY ... ..	348	377	...	...	444	875	612	...	...	1,308	1	...	...	...	2
35	MADRAS CITY ... ..	107	25	...	...	165	23	10	...	...	50	...	...	...	...	1
36	NEGAPATAM CITY ... ..	56	71	...	...	97	57	16	...	...	101	...	...	...	...	...
37	SALEM CITY ... ..	2	90	...	...	56	71	1	...	...	38	...	...	...	...	2
38	TANJORE CITY ... ..	273	65	27	25	428	78	4	...	...	168	...	...	...	...	...
39	TRICHINOPOLY CITY ... ..	550	49	5	...	1,056	92	...	...	...	109	...	...	...	...	2
Total, Cities		1,817	1,066	33	25	2,765	1,419	676	2	...	2,257	1	...	...	...	7
Total Workers and Dependents in the Presidency.		277,893					55,061					6,512				



XV.

—continued.

LABOUR, NOT AGRICULTURAL—cont.

Earthwork and General Labour—cont.

										Sub-order 75.—General Labour.											
503(a). MICA MINERS.					Total Sub-order 74.					504. GENERAL LABOUR.					Total Sub-order 75.						
Actual workers.					Actual workers.					Actual workers.					Actual workers.						
Total.		Partially Agriculturalist.		Dependents.	Total.		Partially Agriculturalist.		Dependents.	Total.		Partially Agriculturalist.		Dependents.	Total.		Partially Agriculturalist.		Dependents.		
Males.	Females.	Males.	Females.		Males.	Females.	Males.	Females.		Males.	Females.	Males.	Females.		Males.	Females.	Males.	Females.		Males.	Females.
2708	2709	2710	2711	2712	2713	2714	2715	2716	2717	2718	2719	2720	2721	2722	2723	2724	2725	2726	2727	NUMBER.	
...	...	...	...	...	2,088	1,373	246	140	2,518	23,122	34,183	641	345	29,071	23,122	34,183	641	345	29,071	1	
...	...	...	...	...	15	1	1	...	22	4,643	3,997	12	9	9,051	4,643	3,997	12	9	9,051	2	
...	...	...	...	1	6,021	4,427	146	72	6,529	9,364	17,824	123	59	11,341	9,364	17,824	123	59	11,341	3	
...	...	...	...	...	539	620	2	...	771	6,071	12,186	7	4	7,765	6,071	12,186	7	4	7,765	4	
...	...	...	...	...	7,299	3,951	464	125	8,632	5,924	4,203	107	9	7,732	5,924	4,203	107	9	7,732	5	
6	1	2	...	5	300	290	16	5	350	460	437	5	6	577	460	437	5	6	577	6	
1	...	...	...	...	13,713	10,501	2,161	1,197	17,555	3,049	3,101	62	19	4,081	3,049	3,101	62	19	4,081	7	
1,889	1,355	105	38	1,287	11,212	8,928	1,730	667	11,464	1,445	1,632	95	8	1,319	1,445	1,632	95	8	1,319	8	
...	...	...	...	...	5,951	5,200	870	482	7,027	2,649	2,221	63	10	3,892	2,649	2,221	63	10	3,892	9	
...	...	...	...	...	1,874	1,430	154	84	2,276	1,207	1,006	16	14	1,058	1,207	1,006	16	14	1,058	10	
...	...	...	...	...	2,746	844	128	28	1,806	1,733	1,229	20	5	2,005	1,733	1,229	20	5	2,005	11	
...	...	...	...	...	1,719	1,219	108	90	2,133	1,247	1,408	10	1	1,643	1,247	1,408	10	1	1,643	12	
1	...	...	...	5	1,226	989	...	...	1,759	2,913	1,308	8	...	5,464	2,913	1,308	8	...	5,464	13	
...	...	...	...	...	3,479	2,449	244	67	4,374	5,400	5,068	25	1	9,196	5,400	5,068	25	1	9,196	14	
...	...	...	...	...	6,944	5,364	823	398	8,604	4,100	3,868	48	17	6,060	4,100	3,868	48	17	6,060	15	
...	...	...	...	...	9,697	9,019	631	328	10,602	5,237	6,723	41	11	5,539	5,237	6,723	41	11	5,539	16	
...	...	...	...	...	17,046	15,517	295	146	21,993	7,706	14,891	70	6	10,826	7,706	14,891	70	6	10,826	17	
51	2	...	...	2	1,099	336	17	...	842	979	648	19	1	1,005	979	648	19	1	1,005	18	
...	...	...	...	...	5,141	3,956	611	270	6,951	6,361	10,091	51	48	13,370	6,361	10,091	51	48	13,370	19	
...	...	...	...	...	5,416	2,375	135	62	6,037	6,786	5,847	47	15	10,840	6,786	5,847	47	15	10,840	20	
...	...	...	...	...	6,475	4,625	364	93	7,930	3,183	4,900	42	14	4,474	3,183	4,969	42	14	4,474	21	
...	...	...	...	1	7,922	6,771	218	77	8,449	13,733	26,279	67	48	20,857	13,733	26,279	67	48	20,857	22	
...	...	...	...	...	1,661	469	69	...	1,774	9,053	10,673	145	34	13,189	9,053	10,673	145	34	13,189	23	
...	...	...	...	...	3,735	1,151	68	12	3,634	5,784	2,662	280	5	7,667	5,784	2,662	280	5	7,667	24	
...	...	...	...	...	1,517	473	212	3	1,739	1,705	2,509	24	23	2,045	1,705	2,509	24	23	2,045	25	
1,929	1,358	107	38	1,301	124,634	92,278	9,713	4,346	148,761	135,874	179,161	2,028	712	190,136	135,874	179,161	2,028	712	190,136		
...	...	...	...	...	1,074	1,320	92	75	1,421	918	1,773	9	18	1,052	913	1,773	9	18	1,052	26	
...	...	...	...	...	18	9	...	2	35	51	70	2	...	50	51	70	2	...	50	27	
...	...	...	...	...	13	...	...	...	36	28	27	...	...	21	28	27	...	...	21	28	
...	...	...	...	...	1,105	1,329	92	77	1,482	992	1,870	11	18	1,123	992	1,870	11	18	1,123		
1,929	1,358	107	38	1,301	125,739	93,607	9,805	4,423	150,243	136,868	181,031	2,039	730	191,259	136,868	181,031	2,039	730	191,259		
...	...	...	...	...	33	35	...	...	144	630	408	...	1	1,219	630	408	...	1	1,219	29	
...	...	...	...	...	147	1	2	...	266	317	58	3	...	513	317	58	3	...	513	30	
1	...	...	...	...	349	292	1	...	335	183	147	...	...	378	183	147	...	...	378	31	
...	...	...	...	...	56	1	...	...	56	126	64	1	...	258	126	64	1	...	258	32	
...	...	...	...	...	121	73	...	...	203	351	140	...	...	518	351	140	...	...	518	33	
1	...	...	...	5	1,226	989	...	...	1,759	2,913	1,308	8	...	5,464	2,913	1,308	8	...	5,464	34	
...	...	...	...	1	130	35	...	...	217	546	399	1	24	681	546	399	1	24	681	35	
...	...	...	...	...	113	87	...	...	198	357	111	...	...	578	357	111	...	...	578	36	
...	...	...	...	...	157	91	...	...	143	164	124	...	...	256	164	124	...	...	256	37	
...	...	...	...	...	351	89	27	25	596	164	78	2	...	278	164	78	2	...	278	38	
...	...	...	...	...	642	49	6	...	1,167	363	318	...	...	837	363	318	...	...	837	39	
2	...	...	...	6	3,325	1,742	35	25	5,084	6,114	3,155	15	25	10,880	6,114	3,155	15	25	10,880		
4,588					369,589					509,156					509,156						

Table XV.

OCCUPATIONS.  
XXII. Earthwork  
and General Labour.



Table XV.

OCCUPATIONS.  
XXIII. Indefinite and  
Disreputable Occupations.

350

TABLE  
Occupations

NUMBER.		DISTRICT, STATE OR CITY.	CLASS G.—UNSKILLED																		
			Order XXII.—Earthwork and General Labour— <i>concd.</i>					Order XXIII.—Indefinite and													
								Sub-order 76.—Indefinite.													
			Total Order XXII.					505, UNCERTAIN OR NOT RETURNED.									Total Sub-order 76.				
								Actual workers.					Actual workers.					Actual workers.			
			Total.		Partially Agriculturist.		Dependents.	Total.		Partially Agri- culturist.		Dependents.	Total.		Partially Agri- culturist.		Dependents.				
Males.	Females.	Males.	Females.	Both sexes.	Males.	Females.		Males.	Females.	Both sexes.	Males.		Females.	Males.	Females.	Both sexes.					
		2728	2729	2730	2731	2732	2733	2734	2735	2736	2737	2738	2739	2740	2741	2742					
1	GANJAM	25,210	35,556	887	485	31,589	43	25	...	...	8	43	25	...	...	8					
2	AGENCY, GANJAM	4,658	3,998	13	9	9,073	...	...	...	...	...	...	...	...	...	...					
3	VIZAGAPATAM	15,385	22,251	269	151	17,870	233	194	...	...	92	233	194	...	...	92					
4	AGENCY, VIZAGAPATAM.	6,610	12,806	9	4	8,536	35	51	1	...	55	35	51	1	...	55					
5	GÓDÁVARI	13,223	8,154	571	134	16,354	52	73	...	...	27	52	73	...	...	27					
6	AGENCY, GÓDÁVARI	760	727	21	11	927	4	7	...	...	...	4	7	...	...	...					
7	KISTNA	16,762	13,602	2,223	1,216	21,636	26	7	1	...	62	26	7	1	...	62					
8	NELLORE	12,657	10,560	1,825	675	12,783	24	3	...	...	6	24	3	...	...	6					
9	CUDDAPAH	5,600	7,421	933	492	10,919	194	135	...	...	71	194	135	...	...	71					
10	KURNOOL	2,881	2,436	170	98	3,354	32	...	...	...	81	32	...	...	...	81					
11	BELLARY	4,479	2,973	148	33	3,871	23	10	...	...	7	23	10	...	...	7					
12	ANANTAPUR	2,966	2,627	118	91	3,776	118	67	...	...	39	118	67	...	...	39					
13	MADRAS	4,139	2,297	8	...	7,222	440	293	13	...	178	440	293	13	...	178					
14	CHINGLEPUT	8,879	7,515	269	63	13,570	231	72	9	...	249	231	72	9	...	249					
15	NORTH ARCOT	11,044	9,232	871	415	14,664	78	126	1	...	46	78	126	1	...	46					
16	SALEM	14,934	15,742	672	339	16,141	32	36	...	...	21	32	36	...	...	21					
17	COIMBATORE	24,752	30,408	305	152	32,819	395	486	4	...	307	395	486	4	...	307					
18	NILGIRIS	2,077	984	36	1	1,847	32	36	...	...	9	32	36	...	...	9					
19	SOUTH ARCOT	13,532	14,017	662	318	20,321	73	59	...	1	103	73	59	...	1	103					
20	TANJORE	12,202	8,222	182	77	18,886	103	80	...	...	112	103	80	...	...	112					
21	TRICHINOPOLY	9,658	9,594	406	107	12,404	104	46	6	...	52	104	46	6	...	52					
22	MADRAS	21,653	32,050	285	125	39,306	146	125	17	...	100	146	125	17	...	109					
23	TINNEVELLY	10,714	11,342	214	34	14,963	204	146	8	...	170	204	146	8	...	170					
24	MALABAR	9,519	3,813	348	17	11,301	35	2	1	...	97	35	2	1	...	97					
25	SOUTH CANARA	3,222	2,982	236	26	3,784	119	57	...	...	22	119	57	...	...	22					
Total, British Terry.		260,508	271,439	11,741	5,058	338,897	2,776	2,136	61	1	1,923	2,776	2,136	61	1	1,923					
26	PUDUCKÓTTAI	1,267	3,093	101	93	2,473	18	...	...	...	19	18	...	...	...	19					
27	BANGANAPALLE	69	79	2	2	85	...	...	...	...	...	...	...	...	...	...					
28	SANDUR	41	27	...	...	47	...	...	...	...	...	...	...	...	...	...					
Total, Feudatories.		2,997	3,199	103	95	2,605	18	...	...	...	19	18	...	...	...	19					
Grand Total		262,605	274,638	11,844	5,153	341,502	2,794	2,136	61	1	1,942	2,794	2,136	61	1	1,942					
29	BELLARY CITY	663	443	...	1	1,363	...	...	...	...	...	...	...	...	...	...					
30	CALICUT CITY	464	59	5	...	779	...	...	...	...	...	...	...	...	...	...					
31	COIMBATORE CITY	332	439	1	...	713	29	278	...	...	7	29	278	...	...	7					
32	CUDDALORE CITY	182	65	1	...	314	...	...	...	...	...	...	...	...	...	...					
33	KUMHAKÓNAM CITY	472	213	...	...	721	...	...	...	...	...	...	...	...	...	...					
34	MADRAS CITY	4,139	2,297	8	...	7,223	440	293	13	...	178	440	293	13	...	178					
35	MADRAS CITY	676	434	1	24	898	15	...	...	...	9	15	...	...	...	9					
36	NEGAPATAM CITY	470	193	...	...	776	9	4	...	...	38	9	...	...	...	38					
37	SALEM CITY	321	215	...	...	399	...	2	...	...	...	...	2	...	...	...					
38	TANJORE CITY	515	167	29	25	674	21	4	...	...	5	21	4	...	...	5					
39	TRICHINOPOLY CITY	1,005	367	5	...	2,004	59	23	6	...	26	59	23	6	...	26					
Total, Cities		9,439	4,897	50	50	16,064	573	604	19	...	263	573	604	19	...	263					
Total Workers and Dependents in the Presidency.		878,745					6,872					6,872									



**Table XV.**  
**OCCUPATIONS.**  
**XXIII. Indefinite and**  
**Disreputable Occupations.**

XV.

—continued.

LABOUR, NOT AGRICULTURAL—cont.

## Disreputable Occupations.

Sub-order 77.—Disreputable.																									NUMBER.
506. PROSTITUTES.					* 508. RECEIVERS OF STOLEN GOODS.					509. WITCHES, WIZARDS, COW-POISONERS, ETC.					Total Sub-order 77.					Total Order XXIII.					
Actual workers.					Actual workers.					Actual workers.					Actual workers.					Actual workers.					
Total.		Partially Agricultural.		Dependents.	Total.		Partially Agricultural.		Dependents.	Total.		Partially Agricultural.		Dependents.	Total.		Partially Agricultural.		Dependents.	Total.		Partially Agricultural.		Dependents.	
Males.	Females.	Males.	Females.		Males.	Females.	Males.	Females.		Males.	Females.	Males.	Females.		Males.	Females.	Males.	Females.		Males.	Females.	Males.	Females.		
2743	2744	2745	2746	2747	2748	2749	2750	2751	2752	2753	2754	2755	2756	2757	2758	2759	2760	2761	2762	2763	2764	2765	2766	2767	
...	913	...	8	500	...	...	...	...	...	4	...	...	...	14	4	913	...	8	500	45	938	...	8	508	1
...	409	...	4	275	...	...	...	...	...	1	2	...	...	3	1	411	...	4	278	234	695	...	4	370	2
...	29	...	1	25	...	...	...	...	...	...	...	...	...	...	...	29	...	1	25	35	89	1	1	89	3
...	930	...	43	696	...	...	...	...	...	3	...	...	...	10	3	930	...	43	676	55	1,003	...	43	703	4
...	17	...	...	11	...	...	...	...	...	...	...	...	...	...	...	17	...	...	11	4	22	...	...	11	5
...	700	...	31	548	...	...	...	...	...	...	...	...	...	...	...	700	...	31	548	26	797	1	31	610	6
...	306	...	15	214	...	...	...	...	...	...	...	...	...	...	...	306	...	15	214	24	309	...	15	220	7
...	184	...	18	114	...	...	...	...	...	...	...	...	...	...	...	184	...	18	114	194	319	...	18	185	8
...	389	...	25	208	...	...	...	...	...	...	...	...	...	...	...	389	...	25	208	32	389	...	25	289	9
...	1,069	...	189	540	...	...	...	...	...	...	...	...	...	...	...	1,069	...	189	540	23	1,679	...	189	547	10
...	230	...	12	131	...	...	...	...	...	1	...	...	...	2	1	230	...	12	133	110	297	...	12	172	11
...	1,599	...	3	1,186	...	...	...	...	...	5	1	...	...	5	5	1,600	...	3	1,191	445	1,893	19	3	1,369	12
...	13	...	...	16	4	2	...	...	9	1	...	...	...	...	5	15	...	...	25	236	87	9	...	274	13
...	244	...	2	164	...	...	...	...	...	...	...	...	...	1	...	244	...	2	165	78	370	1	2	211	14
...	97	...	1	79	...	...	...	...	...	5	3	...	...	6	5	100	...	1	76	37	136	...	1	97	15
...	31	...	...	22	...	...	...	...	...	...	...	...	...	...	...	31	...	...	22	395	517	4	...	329	16
...	1	...	...	1	...	...	...	...	...	...	...	...	...	...	...	1	...	...	1	32	37	...	...	10	17
...	156	...	26	107	...	...	...	...	...	16	14	...	...	19	16	170	...	26	126	89	229	...	27	229	18
...	68	...	2	51	...	...	...	...	...	...	...	...	...	...	...	68	...	2	51	103	148	...	2	163	19
...	10	...	1	2	...	...	...	...	...	...	...	...	...	...	...	10	...	1	2	104	56	6	1	54	20
...	34	...	...	65	2	...	...	...	6	...	...	...	...	...	2	34	...	...	71	148	139	17	...	180	21
...	209	...	11	213	2	...	...	...	...	3	...	...	...	2	6	209	...	11	215	210	333	8	11	363	22
...	128	...	...	85	...	...	...	...	...	1,780	157	74	3	2,449	1,780	235	74	3	2,534	1,815	287	75	3	2,631	23
...	141	...	1	140	...	...	...	...	...	221	16	2	...	262	221	157	2	1	403	310	214	2	1	430	24
...	7,907	...	393	5,360	9	2	...	...	15	2,040	193	76	3	2,773	2,049	8,102	76	396	8,148	4,823	10,238	137	397	10,971	25
...	10	...	...	27	...	...	...	...	...	...	...	...	...	...	...	10	...	...	27	18	...	...	...	46	26
...	...	...	...	...	...	...	...	...	...	...	...	...	...	...	...	...	...	...	...	...	19	...	...	...	27
...	10	...	...	27	...	...	...	...	...	...	...	...	...	...	...	10	...	...	27	18	19	...	...	46	28
...	7,917	...	393	5,387	9	2	...	...	15	2,040	193	76	3	2,773	2,049	8,112	76	396	8,175	4,843	10,248	137	397	10,117	...
...	136	...	3	134	...	...	...	...	...	...	...	...	...	...	...	136	...	3	134	...	156	...	5	134	29
...	69	...	...	21	...	...	...	...	...	33	5	1	...	67	33	74	1	...	88	55	74	1	...	88	30
...	3	...	...	3	...	...	...	...	...	...	...	...	...	...	...	3	...	...	3	29	278	...	...	7	31
...	1,590	...	3	1,186	...	...	...	...	...	5	1	...	...	5	5	1,600	...	3	1,191	445	1,893	13	3	1,369	32
...	14	...	...	60	...	...	...	...	...	...	...	...	...	...	...	14	...	...	60	15	14	...	...	69	33
...	4	...	...	2	...	...	...	...	...	...	...	...	...	...	...	4	...	...	2	9	8	...	...	49	34
...	9	...	...	3	...	...	...	...	...	...	...	...	...	1	...	9	...	...	4	...	11	...	...	2	35
...	7	...	...	5	...	...	...	...	...	...	...	...	...	...	...	7	...	...	5	21	11	...	...	29	36
...	...	...	...	...	...	...	...	...	...	...	...	...	...	...	...	...	...	...	...	59	23	6	...	26	37
...	1,841	...	6	1,414	...	...	...	...	...	38	6	1	...	73	38	1,847	1	6	1,487	611	2,451	20	6	1,750	38
13,304				26				5,005				18,336				25,695									

\* There are no entries under group No. 507.



Table XV.

352

OCCUPATIONS.  
XXIV. Independent.

TABLE

Occupations

NUMBER.	DISTRICT, STATE OR CITY.	CLASS G.—UNSKILLED LABOUR, NOT AGRICULTURAL— <i>concd.</i>					CLASS H.—MEANS OF				
		TOTAL CLASS G.					Order XXIV.—				
							Sub-order 78.—				
							510. HOUSE-RENT, SHARES, AND OTHER PROPERTY (NOT BEING LAND).				
		Actual workers.				Dependents.	Actual workers.				Dependents.
		Total.		Partially Agriculturist.			Total.		Partially Agriculturist.		
		Males.	Females.	Males.	Females.		Males.	Females.	Males.	Females.	
2768	2769	2770	2771	2772	2773	2774	2775	2776	2777		
1	GANJAM ...	25,253	36,494	887	493	32,097	71	180	2	6	257
2	AGENCY, GANJAM ...	4,662	3,998	13	9	9,087	...	...	...	...	...
3	VIZAGAPATAM ...	15,619	22,856	269	135	18,240	137	324	20	1	439
4	AGENCY, VIZAGAPATAM.	6,645	12,886	10	5	8,616	7	2	1	...	11
5	GÓDÁVARI ...	13,278	9,157	571	177	17,057	95	394	3	3	628
6	AGENCY, GÓDÁVARI ...	764	751	21	11	938	...	2	...	...	1
7	KISTNA ...	16,788	14,309	2,224	1,247	22,246	220	459	12	5	654
8	NELLORE ...	12,681	10,869	1,825	690	13,003	60	186	3	3	174
9	CUDDAPAH ...	8,794	7,740	933	510	11,104	29	43	...	2	66
10	KURNOOL ...	2,913	2,825	170	123	3,623	17	36	...	1	56
11	BELLARY ...	4,502	3,152	148	222	4,418	65	91	1	2	221
12	ANANTAPUR ...	3,085	2,924	118	103	3,948	14	32	...	2	95
13	MADRAS ...	4,584	4,190	21	3	8,592	1,065	1,264	23	12	4,647
14	CHINGLEPUT ...	9,115	7,602	278	68	13,844	208	280	6	1	557
15	NORTH ARCOT ...	11,122	9,602	872	417	14,875	62	123	1	1	285
16	SALEM ...	14,971	15,878	672	340	16,238	43	95	2	3	127
17	COIMBATORE ...	25,147	30,925	369	152	33,148	69	205	1	1	269
18	NILGIRIS ...	2,109	1,021	36	1	1,857	33	46	...	...	134
19	SOUTH ARCOT ...	13,511	14,276	662	345	20,550	64	109	3	4	269
20	TANJORE ...	12,305	8,370	182	79	19,049	321	437	6	...	1,067
21	TRICHINOPOLY ...	9,762	9,850	412	108	12,458	66	115	...	3	195
22	MADRAS ...	21,803	33,209	302	125	30,486	194	140	9	2	356
23	TINNEVELLY ...	10,924	11,697	222	45	15,348	71	156	4	1	191
24	MALABAR ...	11,334	4,100	423	20	13,932	91	102	6	1	331
25	SOUTH CANARA ...	3,562	3,196	238	27	4,214	48	48	...	2	291
Total, British Terry.		265,333	281,677	11,878	5,455	348,968	3,050	4,849	112	56	11,311
26	PUDUKKÓTTAI ...	2,005	3,093	101	93	2,519	10	...	...	...	49
27	BANGANAPALLE ...	69	89	2	2	85	1	2	1	...	4
28	SANDUR ...	41	27	...	...	47	...	1	...	...	...
Total, Feudatories.		2,115	3,209	103	95	2,651	11	3	1	...	53
Grand Total		267,448	284,886	11,981	5,550	351,619	3,061	4,852	113	56	11,364
29	BELLARY CITY ...	663	579	...	4	1,497	53	64	1	...	199
30	CALICUT CITY ...	497	133	6	...	867	16	34	1	...	101
31	COIMBATORE CITY ...	561	717	1	...	720	25	56	...	1	105
32	CUDDALORE CITY ...	182	68	1	...	317	23	33	...	2	94
33	KUMBHAKONAM CITY ...	472	213	...	...	721	34	65	1	...	173
34	MADRAS CITY ...	4,584	4,190	21	3	8,592	1,065	1,264	23	12	4,647
35	MADRAS CITY ...	691	448	1	24	967	40	67	5	1	147
36	NEGAPATAM CITY ...	479	206	...	...	816	105	124	...	...	353
37	SALEM CITY ...	321	226	...	...	403	11	28	1	3	27
38	TANJORE CITY ...	536	178	29	25	884	50	66	3	...	290
39	TRICHINOPOLY CITY ...	1,064	390	11	...	2,030	52	74	...	2	164
Total, Cities		10,650	7,348	70	56	17,814	1,474	1,875	35	21	6,210
Total Workers and Dependents in the Presidency.		903,953					19,277				

Table XV.

353

OCCUPATIONS.  
XXIV. Independent.

XV.

—continued.

## SUBSISTENCE INDEPENDENT OF OCCUPATION.

## Independent.

## Property and Alms.

511. ALLOWANCES FROM PATRONS OR RELATIVES.					512. EDUCATIONAL OR OTHER ENDOWMENTS, SCHOLARSHIPS, ETC.					13. MENDICANCY (NOT IN CONNEXION WITH A RELIGIOUS ORDER).					NUMBER.
Actual workers.				Dependents.	Actual workers.				Dependents.	Actual workers.				Dependents.	
Total.		Partially Agriculturist.			Total.		Partially Agriculturist.			Total.		Partially Agriculturist.			
Males.	Females.	Males.	Females.	Both sexes.	Males.	Females.	Males.	Females.	Both sexes.	Males.	Females.	Males.	Females.	Both sexes.	
2778	2779	2780	2781	2782	2783	2784	2785	2786	2787	2788	2789	2790	2791	2792	
89	136	13	7	597	41	1	6	...	45	6,013	4,358	194	64	5,363	1
...	1	...	...	3	5	...	5	...	28	169	46	3	...	182	2
125	372	11	6	597	26	50	...	...	3	4,145	4,198	202	52	3,849	3
39	90	...	...	135	31	4	...	...	5	1,005	716	8	2	1,531	4
20	1,146	2	8	364	213	33	1	...	4	8,048	6,123	151	70	7,001	5
3	6	1	...	15	30	33	...	...	...	539	293	18	1	570	6
170	515	9	3	427	3	68	...	...	...	14,399	9,808	1,000	180	13,130	7
29	111	6	1	700	123	41	...	...	7	10,035	8,436	545	133	8,594	8
21	26	7	1	140	36	23	...	...	5	7,247	6,811	99	36	4,791	9
13	53	1	2	117	49	24	...	...	2	7,372	6,131	205	83	5,114	10
4	6	...	...	19	6	3	...	...	3	6,510	4,811	247	78	5,469	11
13	33	...	...	40	154	...	1	...	...	4,799	3,457	92	25	4,098	12
192	112	40	1	523	433	557	5	...	117	1,791	1,252	5	...	1,864	13
45	48	1	...	333	104	4	2	...	61	3,132	2,420	35	3	2,198	14
61	67	10	1	184	14	40	...	...	9	6,637	5,516	75	26	5,637	15
128	274	24	8	119	8	...	...	...	3	4,866	4,173	46	12	3,644	16
49	158	2	1	145	20	3	...	...	...	5,285	4,056	38	14	4,900	17
3	1	...	...	23	325	109	...	...	1	183	132	...	...	53	18
29	124	4	...	218	3	1	...	...	2	3,116	2,568	28	18	2,308	19
156	575	2	1	858	281	93	...	...	6	5,669	4,117	26	5	4,861	20
14	77	2	...	176	...	65	...	...	12	2,239	2,131	14	2	1,438	21
16	34	3	...	114	510	89	3	...	7	5,539	3,487	13	2	3,566	22
39	78	1	4	128	13	92	1	...	4	3,397	2,639	21	...	2,232	23
37	61	2	1	225	37	546	9	...	39	5,952	5,316	68	60	4,364	24
14	339	1	1	108	125	268	...	...	25	1,695	1,688	28	9	968	25
1,309	4,373	142	46	6,308	2,590	2,157	33	...	388	119,782	94,683	3,161	875	97,816	
6	17	...	...	16	8	...	...	...	...	710	671	12	...	390	26
...	...	...	...	...	...	...	...	...	...	232	161	2	...	140	27
...	5	...	...	3	...	...	...	...	...	74	24	7	...	45	28
6	22	...	...	19	8	...	...	...	...	1,016	856	21	...	575	
1,315	4,395	142	46	6,327	2,598	2,157	33	...	388	120,798	95,639	3,162	875	98,300	
3	4	...	...	10	6	3	...	...	3	453	415	3	...	527	29
5	7	...	...	26	29	542	5	...	16	455	48	...	...	133	30
20	10	...	...	17	1	...	...	...	...	264	196	1	...	255	31
9	17	...	...	36	...	...	...	...	2	145	108	2	...	128	32
4	32	...	1	27	22	...	...	...	...	210	104	...	...	82	33
192	112	40	1	523	433	557	5	...	117	1,791	1,252	5	...	1,864	34
...	...	...	...	...	81	98	3	...	3	475	199	...	...	346	35
1	6	...	...	30	...	...	...	...	...	240	326	...	...	260	36
7	8	...	...	7	...	...	...	...	...	210	147	...	...	155	37
64	63	2	...	315	10	1	...	...	127	292	193	...	...	255	38
6	4	...	...	110	...	65	...	...	...	496	564	...	...	422	39
311	263	42	2	1,101	582	1,266	13	...	268	5,031	3,552	11	...	4,447	
12,037					5,143					314,727					



Table XV.

OCCUPATIONS.  
XXIV. Independent.

354

TABLE  
Occupations

		CLASS II.—MEANS OF														
		Order XXIV.—														
		Sub-order 78.—Property and Alms— <i>concl.</i>					Sub-order 79.—									
		Total Sub-order 78.					514. PENSION, CIVIL SERVICES.					515. PENSION, MILITARY SERVICES.				
DISTRICT, STATE OR CITY.		Actual workers.				Dependents.	Actual workers.				Dependents.	Actual workers.				Dependents.
		Total.		Partially Agriculturist.	Total.		Partially Agriculturist.	Total.		Partially Agriculturist.						
		Males.	Females.		Males.			Females.	Males.			Females.				
NUMBER.		2703	2704	2705	2706	2707	2708	2709	2800	2801	2802	2803	2804	2805	2806	2807
1	GANJAM .....	6,214	4,676	215	77	6,262	246	19	73	7	916	871	246	190	12	2,678
2	AGENCY, GANJAM .....	174	47	8	...	213	24	1	5	...	46	...	...	...	...	1
3	VIZAGAPATAM .....	4,433	4,944	242	59	4,888	270	11	26	...	876	2,295	623	481	40	5,873
4	AGENCY, VIZAGAPATAM .....	1,082	742	9	2	1,682	32	...	11	...	83	10	...	1	...	17
5	GODÁVARI .....	8,376	7,896	157	81	7,997	529	11	76	...	1,668	969	123	73	4	2,906
6	AGENCY, GODÁVARI .....	572	334	19	1	586	11	...	...	...	30	5	...	2	...	35
7	KISTNA .....	14,792	10,850	1,021	188	14,211	573	26	92	1	1,707	956	272	163	6	2,621
8	NELLORE .....	10,247	8,774	554	137	9,475	505	2	102	...	1,263	112	20	18	...	346
9	GUDDAPAH .....	7,333	6,903	106	39	5,002	174	3	49	...	464	45	4	11	...	127
10	KURNOOL .....	7,451	6,244	206	86	5,289	214	5	31	1	706	62	3	9	2	122
11	BELLARY .....	6,585	4,911	248	80	5,742	270	3	38	...	987	296	98	4	...	627
12	ANANTAPUR .....	4,980	3,522	93	27	4,233	166	1	31	...	484	29	3	7	...	123
13	MADRAS .....	3,481	3,185	73	13	7,151	1,279	189	28	...	4,066	1,468	245	4	...	4,469
14	CHINGLEPUT .....	3,489	2,732	44	4	3,149	483	30	49	...	1,432	509	165	19	...	1,482
15	NORTH ARCOT .....	6,774	5,746	86	28	6,115	678	20	94	1	2,134	1,639	105	141	5	5,789
16	SALEM .....	5,045	4,542	72	23	3,893	264	1	61	...	881	341	82	65	4	907
17	COIMBATORE .....	5,423	4,422	41	16	5,374	269	4	45	...	619	41	13	2	...	102
18	NILGIRIS .....	544	288	...	...	211	50	7	1	...	99	36	6	...	...	107
19	SOUTH ARCOT .....	3,212	2,802	35	22	2,797	477	...	112	...	1,222	132	20	19	1	335
20	TANJORE .....	6,427	5,222	34	6	6,782	608	34	58	...	1,574	318	52	39	5	843
21	TRICHINOPOLY .....	2,319	2,388	16	5	1,821	279	...	29	...	1,908	603	98	41	4	1,611
22	MADURA .....	6,259	3,760	28	4	4,043	231	1	26	...	536	204	22	21	...	385
23	TINNEVELLY .....	3,520	2,965	27	5	2,555	172	9	38	...	339	175	27	45	2	327
24	MALABAR .....	6,117	6,025	85	62	4,959	423	6	95	...	1,047	46	2	...	...	72
25	SOUTH CANARA .....	1,882	2,243	29	12	1,392	267	3	57	1	667	34	...	6	...	57
Total, British Terry.		126,731	106,062	3,448	977	115,822	8,494	388	1,218	11	24,854	11,167	2,233	1,363	91	31,962
26	PUDUKKÓTTAI .....	734	688	12	...	455	6	...	...	...	19	31	8	7	...	81
27	BANGANAPALLE .....	233	163	3	...	144	...	15	...	...	48	...	...	...	...	...
28	SANDUR .....	74	30	7	...	43	3	...	...	...	8	...	...	...	...	...
Total, Feudatories.		1,041	881	22	...	647	9	15	...	...	75	31	8	7	...	81
Grand Total		127,772	106,943	3,470	977	116,469	8,503	401	1,218	11	24,929	11,188	2,241	1,370	91	32,043
29	BELLARY CITY .....	515	486	4	...	739	178	...	7	...	410	255	98	1	...	605
30	CALICUT CITY .....	595	631	6	...	276	63	...	12	...	220	5	...	...	...	6
31	COIMBATORE CITY .....	310	262	1	1	377	128	...	19	...	471	16	3	2	...	45
32	GUDDALORE CITY .....	177	158	2	2	280	141	...	21	...	374	35	9	2	...	78
33	KUMRAKÓNAM CITY .....	270	201	1	1	282	57	...	4	...	173	15	...	...	...	27
34	MADRAS CITY .....	3,481	3,185	73	13	7,151	1,279	189	28	...	4,066	1,468	245	4	...	4,469
35	MADURA CITY .....	596	364	8	1	496	121	1	14	...	298	39	6	3	...	99
36	NEGAPATAM CITY .....	346	456	...	...	663	47	1	1	...	119	12	5	...	...	23
37	SALEM CITY .....	298	183	1	3	189	22	1	3	...	147	1	1	...	...	20
38	TANJORE CITY .....	416	323	5	...	697	267	26	14	...	617	129	17	6	...	398
39	TRICHINOPOLY CITY .....	554	707	...	2	696	179	...	10	...	766	451	72	7	...	1,259
Total, Cities		7,398	6,993	101	23	12,026	2,122	218	133	...	7,661	2,126	456	25	...	7,928
Total Workers and Dependents in the Presidency.		351,184					33,833					45,472				

Table XV.

355

OCCUPATIONS.  
XXIV. Independent.

XV.

—continued.

SUBSISTENCE INDEPENDENT OF OCCUPATION—cont.

Independent—cont.

At the State Expense.

516. PENSION, UNSPECIFIED.					517. INMATES OF ASYLUMS, ETC.					518. PRISONERS, UNDER TRIAL.					NUMBER.
Actual workers.				Dependents. Both sexes.	Actual workers.				Dependents. Both sexes.	Actual workers.				Dependents. Both sexes.	
Total.		Partially Agriculturist.			Total.		Partially Agriculturist.			Total.		Partially Agriculturist.			
Males.	Females.	Males.	Females.		Males.	Females.	Males.	Females.		Males.	Females.	Males.	Females.		
2808	2809	2810	2811	2812	2813	2814	2815	2816	2817	2818	2819	2820	2821	2822	
85	56	14	...	307	...	...	...	...	...	4	...	...	...	...	1
1	...	...	...	3	...	...	...	...	...	...	...	...	...	...	2
63	21	15	...	189	55	5	...	...	...	19	5	...	...	...	3
7	...	1	...	26	...	...	...	...	...	41	4	...	...	...	4
10	1	2	...	18	...	...	...	...	...	25	...	...	...	...	5
5	...	2	...	11	...	...	...	...	...	...	...	...	...	...	6
48	6	15	...	102	...	...	...	...	...	29	1	...	...	...	7
20	3	3	...	131	9	2	...	...	15	94	...	...	...	...	8
75	13	16	6	176	...	...	...	...	...	1	...	...	...	...	9
118	1	21	...	93	1	...	...	...	2	55	...	...	...	...	10
42	2	9	...	51	9	1	...	...	...	14	1	...	...	...	11
38	2	6	...	108	...	...	...	...	...	28	1	...	...	...	12
178	126	7	...	1,117	270	115	...	...	59	5	...	...	...	...	13
61	10	2	...	300	...	...	...	...	3	...	...	...	...	...	14
59	16	10	...	154	...	...	...	...	...	100	8	...	...	...	15
55	5	10	...	117	...	...	...	...	...	1	...	...	...	...	16
68	4	16	1	187	...	...	...	...	...	79	3	...	...	...	17
6	12	...	...	49	...	...	...	...	...	4	...	...	...	...	18
17	1	8	...	58	...	...	...	...	...	...	...	...	...	...	19
102	13	15	...	357	...	...	...	...	...	23	1	...	...	...	20
150	...	7	...	377	...	...	...	...	...	12	...	...	...	...	21
130	23	19	...	439	...	...	...	...	...	65	2	...	...	...	22
207	6	31	2	531	9	...	...	...	4	27	...	...	...	...	23
7	2	1	...	35	80	28	...	...	17	3	...	2	...	...	24
10	3	2	3	73	...	...	...	...	...	24	1	...	...	...	25
1,562	326	232	12	5,009	433	151	...	...	100	653	27	2	...	6	
151	15	46	...	593	...	...	...	...	...	20	1	...	...	...	26
22	4	2	1	54	...	...	...	...	...	...	...	...	...	...	27
...	...	...	...	...	...	...	...	...	...	...	...	...	...	...	28
173	19	48	1	556	...	...	...	...	...	20	1	...	...	...	
1,735	345	280	13	5,565	433	151	...	...	100	673	28	2	...	6	
...	...	...	...	...	...	...	...	...	...	...	1	...	...	...	29
1	2	...	...	96	...	...	...	...	...	...	...	...	...	...	30
6	...	5	...	2	...	...	...	...	...	...	...	...	...	...	31
26	2	7	...	64	...	...	...	...	...	...	...	...	...	...	32
178	126	7	...	1,117	270	115	...	...	59	...	...	...	...	...	33
43	14	6	...	239	...	...	...	...	...	5	...	...	...	...	34
14	2	1	...	39	...	...	...	...	...	32	2	...	...	1	35
...	2	...	...	...	...	...	...	...	...	...	...	...	...	...	36
7	2	...	...	52	...	...	...	...	...	...	...	...	...	...	37
118	...	4	...	243	...	...	...	...	...	6	1	...	...	...	38
...	...	...	...	...	...	...	...	...	...	...	...	...	...	...	39
391	150	31	...	1,852	270	115	...	...	59	43	4	...	...	1	
7,645					694					707					



Table XV.

356

OCCUPATIONS.  
XXIV. Independent.TABLE  
Occupations

NUMBER.		DISTRICT, STATE OR CITY.		CLASS H.—MEANS OF SUBSISTENCE INDEPENDENT														
				Order XXIV.—Independent—conclud.														
				Sub-order 79.—At the State Expense—conclud.														
				519. PRISONERS, FOR DEBT.					520. PRISONERS, CONVICTED OR IN REFORMATORIES, ETC.					Total Sub-order 79.				
				Actual workers.				Dependents.	Actual workers.				Dependents.	Actual workers.				Dependents.
				Total.		Partially Agricul- turst.	Total.		Partially Agricul- turst.	Total.		Partially Agricul- turst.						
				Males.	Females.	Males.	Females.	Both sexes.	Males.	Females.	Males.	Females.	Both sexes.	Males.	Females.	Males.	Females.	Both sexes.
				2823	2824	2825	2826	2827	2828	2829	2830	2831	2832	2833	2834	2835	2836	2837
1	GANJAM ...	...	...	...	...	110	3	...	...	8	1,316	324	277	19	3,900			
2	AGENCY, GANJAM ...	...	...	...	...	...	...	...	...	...	25	1	5	...	50			
3	VIZAGAPATAM ...	...	...	...	...	696	15	...	...	6	3,407	690	522	46	6,947			
4	AGENCY, VIZAGAPATAM.	...	...	...	...	65	3	...	...	...	155	7	13	...	128			
5	GÓDÁVARI ...	1	...	...	...	941	36	...	...	4	2,472	171	151	4	4,596			
6	AGENCY, GÓDÁVARI ...	...	...	...	...	...	...	...	...	...	21	...	4	...	76			
7	KISTNA ...	...	...	...	...	3	...	...	...	1	1,609	305	270	7	4,431			
8	NELLORE ...	...	...	...	...	130	1	...	...	1	870	28	123	...	1,756			
9	CUDDAPAH ...	...	...	...	...	...	...	...	...	...	295	20	76	6	767			
10	KURNOOL ...	...	...	...	...	5	...	...	...	...	455	9	61	3	923			
11	BELLARY ...	...	...	...	...	361	21	...	...	3	962	126	51	...	1,368			
12	ANANTAPUR ...	...	...	...	...	1	...	...	...	3	262	7	44	...	718			
13	MADRAS ...	...	...	...	...	1,103	37	...	...	...	4,303	712	39	...	9,711			
14	CHINGLEPUT ...	...	...	...	...	147	...	...	...	...	1,200	305	70	...	3,217			
15	NORTH ARCOT ...	5	...	...	...	1,335	47	...	...	9	3,816	196	245	6	8,088			
16	SALEM ...	1	...	...	...	472	...	...	...	...	1,124	88	136	4	1,905			
17	COIMBATORE ...	16	...	...	...	1,316	1	...	...	...	1,780	25	63	1	1,308			
18	SILGIRIS ...	...	...	...	...	8	...	...	...	6	104	25	1	...	261			
19	SOUTH ARCOT ...	...	...	...	...	...	...	...	...	...	626	27	139	1	1,615			
20	TANJORE ...	21	...	...	...	308	1	...	...	2	1,380	101	112	5	2,776			
21	TRICHINOPOLY ...	...	...	...	...	1,184	...	...	...	1	2,228	98	68	4	2,997			
22	MADURA ...	6	...	...	...	262	1	...	...	3	898	49	66	...	1,364			
23	TINNEVELLY ...	12	...	...	...	370	...	...	...	...	972	42	114	4	1,201			
24	MALABAR ...	11	...	...	...	757	13	...	...	1	1,321	49	100	...	1,172			
25	SOUTH CANARA ...	4	...	...	...	88	1	...	...	...	427	8	65	4	797			
Total, British Terry.		77	...	...	...	9,662	180	...	...	48	32,038	3,303	2,815	114	61,979			
26	PUDUCHÉTTAI ...	...	...	...	...	78	...	...	...	10	286	24	53	...	604			
27	BANGALAPALLE ...	...	...	...	...	...	...	...	...	...	22	19	2	1	102			
28	SANDUR ...	...	...	...	...	...	...	...	...	...	3	...	...	...	8			
Total, Fendutories.		...	...	...	...	78	...	...	...	2	311	43	55	1	714			
Grand Total		77	...	...	...	9,740	180	...	...	50	32,349	3,346	2,870	115	62,693			
29	BELLARY CITY ...	...	...	...	...	361	21	...	...	3	794	120	8	...	1,018			
30	CALICUT CITY ...	...	...	...	...	...	...	...	...	...	68	...	12	...	226			
31	COIMBATORE CITY ...	...	...	...	...	...	...	...	...	...	145	5	21	...	612			
32	CUDDALORE CITY ...	...	...	...	...	...	...	...	...	...	182	9	28	...	454			
33	KUMBakonam CITY ...	...	...	...	...	...	...	...	...	...	98	2	11	...	264			
34	MADRAS CITY ...	...	...	...	...	1,103	37	...	...	...	4,303	712	39	...	9,711			
35	MADURA CITY ...	6	...	...	...	257	1	...	...	3	498	24	23	...	640			
36	NEGAPATAM CITY ...	...	...	...	...	3	1	...	...	2	78	9	2	...	182			
37	SALEM CITY ...	...	...	...	...	...	...	...	...	...	23	4	3	...	167			
38	TANJORE CITY ...	...	...	...	...	...	...	...	...	...	349	46	21	...	1,067			
39	TRICHINOPOLY CITY ...	...	...	...	...	...	...	...	...	...	746	72	21	...	2,268			
Total, Cities		6	...	...	...	1,724	60	...	...	8	7,282	1,003	189	...	16,609			
Total Workers and Dependents in the Presidency.		77					9,970					98,388						



Table XV.

357

OCCUPATIONS.  
XXIV. Independent.


XV.

—concluded.

OF OCCUPATION—concl.

TOTAL CLASS H.										GRAND TOTAL.						NUMBER.
Total Order XXIV.																
Actual workers.					Actual workers.					Actual workers.						
Total.		Partially Agricul- turist.		Dependents.	Total.		Partially Agricul- turist.		Dependents.	Total.		Partially Agri- culturist.		Dependents.		
Males.	Females.	Males.	Females.		Males.	Females.	Males.	Females.		Males.	Females.	Males.	Females.			
2838	2839	2840	2841	2842	2843	2844	2845	2846	2847	2848	2849	2850	2851	2852		
7,530	4,999	492	96	10,171	7,530	4,999	492	96	10,171	530,137	432,870	21,854	7,350	726,135	1	
199	48	13	...	263	199	48	13	...	263	97,417	51,558	1,662	844	172,139	2	
7,820	5,624	764	105	11,835	7,840	5,624	764	105	11,835	694,859	586,965	24,792	7,748	800,838	3	
1,237	749	22	2	1,808	1,237	749	22	2	1,808	249,734	130,146	1,754	243	471,108	4	
10,848	7,867	308	85	12,593	10,848	7,867	308	85	12,593	608,531	353,710	21,294	2,631	1,119,676	5	
593	334	23	1	662	593	334	23	1	662	47,226	19,958	1,048	165	92,658	6	
16,401	11,155	1,291	195	18,642	16,401	11,155	1,291	195	18,642	709,865	375,486	36,997	7,033	1,069,452	7	
11,117	8,802	677	137	11,231	11,117	8,802	677	137	11,231	520,348	334,372	32,007	4,975	642,267	8	
7,628	6,923	182	45	7,669	7,628	6,923	182	45	7,669	437,564	298,755	15,804	3,399	554,948	9	
7,906	6,253	267	89	6,212	7,906	6,253	267	89	6,212	290,326	213,884	13,014	2,577	367,845	10	
7,547	5,037	299	80	7,110	7,547	5,037	299	80	7,110	310,271	210,354	8,855	1,433	426,589	11	
5,242	3,529	137	27	4,951	5,242	3,529	137	27	4,951	265,714	182,927	6,062	963	339,613	12	
7,784	3,897	112	13	16,862	7,784	3,897	112	13	16,862	149,217	35,076	1,320	46	325,053	13	
4,689	2,937	114	4	6,366	4,689	2,937	114	4	6,366	422,082	220,668	7,084	556	669,972	14	
10,590	5,942	331	34	14,203	10,590	5,942	331	34	14,203	704,860	458,533	18,284	2,366	1,044,319	15	
6,179	4,630	208	27	5,798	6,179	4,630	208	27	5,798	724,474	627,142	16,587	2,743	853,358	16	
7,203	4,447	104	17	6,582	7,203	4,447	104	17	6,582	699,036	518,005	9,860	1,569	994,711	17	
648	313	1	...	472	648	313	1	...	472	41,490	21,907	290	9	48,040	18	
3,838	2,829	174	23	4,412	3,838	2,829	174	23	4,412	737,152	468,147	17,713	2,077	1,144,595	19	
7,807	5,323	146	11	9,558	7,807	5,323	146	11	9,558	660,045	397,986	15,498	1,109	1,186,998	20	
4,547	2,486	84	9	4,818	4,547	2,486	84	9	4,818	457,267	337,886	16,803	1,639	649,617	21	
7,157	3,809	94	4	5,407	7,157	3,809	94	4	5,407	883,059	772,324	13,155	2,312	1,175,897	22	
4,492	3,007	141	9	3,756	4,492	3,007	141	9	3,756	627,656	434,254	20,346	1,915	997,697	23	
7,438	6,074	185	62	6,131	7,438	6,074	185	62	6,131	788,616	512,198	17,545	3,850	1,489,467	24	
2,309	2,351	94	16	2,189	2,309	2,351	94	16	2,189	356,352	313,722	9,614	1,768	464,639	25	
158,769	109,263	6,263	1,091	177,801	158,769	109,263	6,263	1,091	177,801	12,063,298	8,308,233	349,132	61,340	17,827,631		
1,020	712	65	...	1,059	1,020	712	65	...	1,059	117,970	112,019	5,169	1,043	150,451	26	
255	182	5	1	256	255	182	5	1	246	10,611	7,043	412	85	14,610	27	
77	30	7	...	56	77	30	7	...	56	3,674	2,403	94	10	5,123	28	
1,352	924	77	1	1,361	1,352	924	77	1	1,361	132,255	121,465	5,675	1,138	170,184		
160,121	110,289	6,340	1,092	179,162	160,121	110,289	6,340	1,092	179,162	12,195,553	8,429,698	354,807	62,478	17,997,815		
1,309	606	12	...	1,757	1,309	606	12	...	1,757	17,364	5,080	292	8	35,803	29	
573	631	18	...	502	573	631	18	...	502	23,081	7,543	592	38	46,357	30	
455	267	22	1	989	455	267	22	1	989	13,478	6,312	331	8	33,290	31	
359	167	30	2	714	359	167	30	2	714	14,801	7,485	498	63	29,930	32	
368	203	12	1	546	368	203	12	1	546	16,589	6,419	503	10	36,665	33	
7,784	3,897	112	13	16,862	7,784	3,897	112	13	16,862	149,217	35,076	1,320	46	325,053	34	
1,094	388	31	1	1,136	1,094	388	31	1	1,136	30,166	9,725	924	59	60,093	35	
425	465	2	...	845	422	465	2	...	845	15,198	5,407	298	3	36,585	36	
851	187	4	3	356	251	187	4	3	356	20,109	11,560	499	23	38,952	37	
765	369	26	...	1,964	765	369	26	...	1,964	14,754	5,838	490	35	37,278	38	
1,309	779	21	2	2,964	1,309	779	21	2	2,964	27,204	8,663	509	31	68,854	39	
14,680	7,959	290	23	28,635	14,680	7,959	290	23	28,635	341,961	109,108	6,256	324	754,800		
449,572					449,572					38,623,066						





---

TABLE XVI.

---

SELECTED CASTES BY TRADITIONAL  
AND ACTUAL OCCUPATION.

---



Table XVI.

SELECTED CASTES  
BY OCCUPATION.

360

TABLE XVI.

Selected Castes by Traditional and Actual Occupation.

NAME OF CASTE.	NUMERICAL STRENGTH IN DISTRICTS IN WHICH SELECTED.										OCCUPATION OF ACTUAL WORKERS (BY ORDERS).																							
	TRADITIONAL OCCUPATION.										I. Administration.	II. Defence.	III. Service of Native and Foreign States.	IV. Provision and care of animals.	V. Agriculture.	VI. Personal, household and sanitary services.	VII. Food, drink and stimulants.	VIII. Light, firing and forage.	IX. Buildings.	X. Vehicles and vessels.	XI. Supplementary requirements.	XII. Textile fabrics and dresses.	XIII. Metals and precious stones.	XIV. Glass, earthen and stoneware.	XV. Wood, cane and leathers, &c.	XVI. Drugs, gums, dyes, &c.	XVII. Leather.	XVIII. Commerce.	XIX. Transport and storage.	XX. Learned and artistic professions.	XXI. Sports.	XXII. Earthwork and general labour.	XXIII. Indefinite and disreputable occupations.	XXIV. Independent.
	Actual workers.	Dependents.	1	2	3	4	5	6	7	8																								
<b>Hindu.</b>																																		
Baliya	...	...	134,996	110,400	1,702	15	3	1,986	108,404	787	7,245	230	714	27	2,974	1,918	477	60	376	503	49	678	1,339	1,046	24	1,112	193	2,809						
Bilava	...	...	89,448	53,134	167	...	...	1,138	73,509	374	10,650	202	762	14	21	151	21	13	304	7	...	118	712	159	...	1,435	15	159						
Brāhman, Canarese.	...	...	19,167	22,137	353	4	3	4	15,956	458	126	...	...	...	...	...	17	...	13	1	...	181	70	1,724	5	4	11	200						
" Malayalam.	...	...	6,011	12,394	80	...	2	2	3,930	410	48	...	...	...	...	...	6	...	3	3	...	150	12	1,755	1	2	10	86						
" Tamil.	...	...	50,684	117,377	3,547	43	25	19	26,536	2,473	1,241	24	5	11	93	507	97	6	80	19	3	3,949	610	9,067	20	16	56	1,907						
" Telugu.	...	...	46,524	85,021	3,078	6	6	5	32,863	735	143	13	5	3	60	62	25	...	7	12	...	684	265	6,933	23	8	40	1,848						
" Oriyā	...	...	40,966	73,581	192	...	...	74	25,093	939	5,690	8	137	...	55	540	135	7	16	128	...	228	145	4,572	3	823	31	1,928						
" Others	...	...	35,431	53,513	1,203	8	15	27	19,954	1,350	5,689	10	14	...	77	409	224	1	60	50	1	978	217	3,911	22	34	26	1,154						
Total, Brāhman	...	...	199,373	364,923	8,472	61	51	131	124,842	6,365	12,940	55	161	14	296	1,930	504	16	179	213	4	6,170	1,319	23,292	74	887	174	4,523						
<b>Chakkiliyan</b>																																		
Cheruman	...	...	104,954	91,743	258	...	...	2,450	53,172	371	394	674	4	...	...	13	6	...	14	3,228	39,734	65	100	70	14	3,494	12	872						
Do.	...	...	153,289	88,001	...	...	...	1,689	145,613	192	161	476	243	...	...	543	3	...	2,753	14	1	1	463	17	1	1,045	2	69						
<b>Dāvānga</b>																																		
Holeyā	...	...	30,886	25,446	68	...	...	36	1,771	140	1,525	62	90	...	...	49	25,940	65	8	48	16	1	46	207	48	3	445	33	285					
Do.	...	...	76,237	40,457	9	...	...	2,217	68,634	351	425	987	475	...	...	2	14	...	737	...	2	20	725	354	...	966	5	372						
<b>Kalkōlan</b>																																		
Kallān	...	...	62,092	47,760	234	...	...	366	13,243	302	5,054	922	105	2	35	36,351	123	5	158	16	138	315	363	3,137	5	790	103	698						
Do.	...	...	224,971	177,983	1,563	19	1	3,157	292,953	927	3,985	460	839	74	183	298	116	18	285	16	11	328	1,793	422	23	4,838	30	676						
Kammala	...	...	82,347	100,771	33	...	...	317	94,708	34	1,081	76	2,064	13	257	198	26,083	1	14,254	11	7	109	84	183	6	1,287	34	205						
Kamala	...	...	45,617	74,148	55	...	...	62	8,063	77	489	11	267	39	976	265	19,313	23	15,554	9	1	41	33	86	3	203	46	439						
Kavarai	...	...	60,831	45,406	1,241	6	...	494	34,062	227	3,788	107	551	14	1,253	3,290	513	44	1,095	193	11	301	738	687	15	800	33	759						
Madiga	...	...	162,709	108,244	3,024	...	...	3,487	119,176	291	110	848	305	9	99	320	7	54	1,407	129	18,822	36	220	290	21	1,998	9	2,245						
Māla	...	...	388,424	248,933	2,604	1	...	10,981	341,483	1,754	1,139	2,898	1,161	26	15	10,157	29	31	1,082	89	284	121	2,227	507	90	6,732	16	5,000						
<b>Maravan</b>																																		
Paḷi	...	...	180,990	138,728	2,787	6	...	3,405	162,721	478	2,712	598	1,304	2	47	458	52	42	292	22	8	124	1,495	413	13	3,423	38	680						
Do.	...	...	692,726	555,925	1,404	16	2	7,397	634,789	1,113	12,478	1,436	2,037	24	263	3,846	487	60	1,508	493	62	277	2,598	1,046	53	8,542	49	2,546						
<b>Paraiyan</b>																																		
Sāle	...	...	506,423	301,543	9,249	3	...	21,298	454,847	3,359	1,767	1,808	72	28	1	769	28	2	1,204	3	800	125	310	807	18	9,503	39	803						
Shānān	...	...	83,824	68,069	268	1	...	442	15,632	438	3,694	158	580	16	60	58,197	297	20	318	48	1	187	905	154	6	1,418	96	962						
Tiyan	...	...	136,612	151,335	262	...	...	495	80,700	409	37,301	907	481	8	133	2,617	79	532	556	18	104	540	1,578	159	21	2,619	60	434						
Do.	...	...	276,788	275,569	1,112	13	1	1,283	194,814	2,948	27,923	1,658	3,212	12	122	22,799	37	17	7,223	143	21	914	6,545	1,785	10	3,901	73	701						
<b>Christian.</b>																																		
Eurasian	...	...	6,718	11,082	242	71	3	7	97	156	52	3	14	274	427	398	64	...	175	16	37	410	795	893	8	17	53	1,516						

---

TABLE XVII.

TERRITORIAL DISTRIBUTION OF THE CHRISTIAN  
POPULATION BY SECT AND RACE.

---



Table XVII.

CHRISTIANS BY  
SECT AND RACE

TABLE XVII.

Territorial Distribution of the Christian Population by Sect and Race.

CHRISTIAN POPULATION.										DENOMINATION.																				
DISTRICT OR STATE.					ANGELICAN COMMUNION.					ARMENIAN.																				
Population returned.					Distribution by race.					Population returned.					Distribution by race.															
European and allied races.		Eurasian.		Native.		Persons.		Males.		Females.		European and allied races.		Eurasian.		Native.		Persons.		Males.		Females.		European and allied races.		Eurasian.		Native.		
Persons.	Males.	Females.	Male.	Female.	Male.	Female.	Male.	Female.	Male.	Female.	Male.	Female.	Male.	Female.	Male.	Female.	Male.	Female.	Male.	Female.	Male.	Female.	Male.	Female.	Male.	Female.	Male.	Female.		
1																														
1. GANJAM	2,428	1,129	1,297	82	41	95	80	952	1,170	312	172	140	52	30	48	40	72	1	64	...	...	...	...	...	...	...	...	...	...	
AGENCY, GANJAM	923	463	460	3	...	...	...	460	1,417	765	384	381	172	88	170	242	42	51	...	...	...	...	...	...	...	...	...	...	...	
2. VIZAGAPATAM	4,191	2,092	2,099	274	173	478	509	1,340	1,417	765	384	381	172	88	170	242	42	51	...	...	...	...	...	...	...	...	...	...	...	
AGENCY, VIZAGAPATAM.	3,155	1,646	1,509	7	2	10	9	1,629	1,498	138	76	63	3	...	...	...	5	68	...	...	...	...	...	...	...	...	...	...	...	
3. GONDAR	16,069	7,934	8,102	191	160	282	304	7,491	7,638	2,948	1,484	1,464	84	64	101	82	1,209	1,318	...	...	...	...	...	...	...	...	...	...	...	
AGENCY, GONDAR	739	385	344	12	1	6	3	367	345	473	244	229	6	1	4	...	...	...	...	...	...	...	...	...	...	...	...	...	...	
4. KINTA	101,414	52,094	49,320	105	120	142	146	51,787	49,054	11,157	5,852	5,305	71	54	82	73	5,630	5,178	...	...	...	...	...	...	...	...	...	...	...	
5. NETTAPUR	63,948	27,364	25,584	76	59	108	144	27,030	23,381	318	191	125	39	20	110	72	30	33	...	...	...	...	...	...	...	...	...	...	...	
6. CUTTACK	18,923	9,648	9,275	23	17	65	37	9,560	9,221	6,235	2,630	2,035	18	10	23	19	2,580	2,670	...	...	...	...	...	...	...	...	...	...	...	
7. KURNOOL	34,043	17,178	16,855	31	17	31	37	17,116	16,820	7,644	3,051	2,033	18	10	17	13	3,916	3,670	...	...	...	...	...	...	...	...	...	...	...	
8. BELLARY	6,096	2,726	2,310	655	160	237	235	1,834	1,885	1,074	741	333	487	83	111	126	143	124	...	...	...	...	...	...	...	...	...	...	...	
9. ANANTAPUR	2,676	1,449	1,236	73	63	193	235	1,834	1,885	1,074	741	333	487	83	111	126	143	124	...	...	...	...	...	...	...	...	...	...	...	
10. MADRAS	40,958	20,065	20,832	2,683	1,705	5,305	5,913	12,077	13,215	11,384	5,881	5,503	1,742	1,063	2,501	2,715	1,578	1,055	...	...	...	...	...	...	...	...	...	...	...	
11. CHINGLEPUT	26,460	13,481	12,985	740	302	780	831	11,362	11,762	2,422	1,279	1,143	502	294	300	421	477	458	...	...	...	...	...	...	...	...	...	...	...	
12. NORTH ARCOT	29,964	11,188	11,776	115	101	347	332	10,735	11,343	930	446	484	71	40	179	184	193	251	...	...	...	...	...	...	...	...	...	...	...	
13. SALEM	19,642	9,416	10,226	190	229	252	270	8,974	9,727	772	376	397	128	149	142	158	105	90	...	...	...	...	...	...	...	...	...	...	...	
14. COIMBATORE	18,887	9,126	9,761	195	149	327	406	8,004	9,204	806	401	405	117	84	146	163	138	158	...	...	...	...	...	...	...	...	...	...	...	
15. NILGIRIE	14,845	7,759	7,086	1,522	1,025	678	539	5,559	5,222	3,443	1,405	1,338	1,118	703	379	293	408	482	...	...	...	...	...	...	...	...	...	...	...	
16. SOUTH ARCOT	66,465	32,785	33,680	164	74	255	224	32,360	33,382	826	434	392	61	31	87	71	280	290	...	...	...	...	...	...	...	...	...	...	...	
17. TANJORE	86,978	41,307	45,672	198	95	434	352	40,675	45,224	3,083	1,346	1,337	16	40	166	151	1,285	1,346	...	...	...	...	...	...	...	...	...	...	...	
18. TRICHINOPOLY	76,860	37,128	39,732	155	162	416	468	36,563	39,022	2,702	1,359	1,343	92	78	225	242	1,032	1,023	...	...	...	...	...	...	...	...	...	...	...	
19. MADURA	111,837	53,526	58,311	194	103	169	170	53,163	58,038	4,771	2,325	2,446	70	61	166	98	2,160	2,287	...	...	...	...	...	...	...	...	...	...	...	
20. TINNEVELLY	159,213	76,672	82,541	134	87	87	90	76,451	82,338	76,483	37,394	39,080	79	72	31	34	37,284	38,963	...	...	...	...	...	...	...	...	...	...	...	
21. MALABAR	61,493	25,950	25,543	757	252	1,860	2,105	23,333	23,186	1,761	1,038	963	538	134	153	177	467	352	...	...	...	...	...	...	...	...	...	...	...	
22. SOUTH CANARA	84,103	41,106	42,997	95	76	76	77	41,025	42,754	68	43	25	30	22	4	3	9	...	...	...	...	...	...	...	...	...	...	...	...	
Total, British Territory.	1,024,071	503,737	520,334	8,737	5,201	12,723	13,462	482,277	501,611	139,877	70,406	69,471	5,640	3,227	5,274	5,498	59,492	60,746	...	...	...	...	...	...	...	...	...	...	...	
23. PUDUCHÉTTAI	14,446	7,042	7,407	10	14	9	10	7,023	7,383	13	3	10	3	6	...	...	...	...	...	...	...	...	...	...	...	...	...	...	...	...
24. BANGALORE	297	160	137	...	...	5	...	152	137	3	2	3	...	...	...	...	...	...	...	...	...	...	...	...	...	...	...	...	...	...
25. BANGUR	37	18	19	...	...	...	...	18	19	4	2	2	...	...	...	...	...	...	...	...	...	...	...	...	...	...	...	...	...	...
Total, Feudatories	14,783	7,220	7,563	10	14	14	10	7,196	7,339	20	5	15	3	6	...	...	...	...	...	...	...	...	...	...	...	...	...	...	...	...
Grand Total	1,038,864	510,997	527,897	8,747	5,275	12,737	13,472	489,473	509,150	139,897	70,411	69,486	5,643	3,233	5,274	5,502	59,494	60,751	...	...	...	...	...	...	...	...	...	...	...	...



Territorial Distribution of the Christian population by Sect and Race—continued.

DENOMINATION—continued.																												
BAPTIST.												CALVINIST.								CONGREGATIONALIST.								
Population returned.						Distribution by race.						Population returned.				Distribution by race.												
						European and allied races.		Eurasian.		Native.						European and allied races.		Eurasian.		Native.		European and allied races.		Eurasian.		Native.		
Persons.	Males.	Females.	Males.	Females.	Persons.	Males.	Females.	Males.	Females.	Males.	Females.	Persons.	Males.	Females.	Persons.	Males.	Females.	Males.	Females.	Persons.	Males.	Females.	Persons.	Males.	Females.	Persons.	Males.	Females.
29	30	31	32	33	34	35	36	37	38	39	40	41	42	43	44	45	46	47	48	49	50	51	52	53	54	55		
1. GANJAM ...	951	458	493	14	9	13	12	431	472									1	1									
AGENCY, GANJAM ...	7	6	1	...	...	...	...	6	1																			
2. VIZAGAPATAM ...	425	214	211	...	...	...	...	202	191									109	129									
AGENCY, VIZAGAPATAM ...	514	272	242	...	...	...	...	272	242																			
3. GONDÁVARI ...	4,953	2,514	2,439	24	35	21	65	2,469	2,339									8	3									
AGENCY, GONDÁVARI ...	176	92	84	...	...	...	...	61	84																			
4. KISTNA ...	39,027	19,840	19,187	13	16	2	3	19,825	19,182																			
5. NELLORE ...	49,400	25,011	24,389	17	23	5	7	24,989	24,359																			
6. CHUDAPAH ...	79	43	36	...	...	...	...	43	36									10,477	5,358	5,119								
7. KURNOOL ...	20,384	10,182	10,202	6	10	...	...	10,173	10,191																			
8. BELLARY ...	75	45	30	...	...	...	...	41	26																			
9. ANANTAPUR ...	4	2	2	...	...	...	...	...	...																			
10. MADRAS ...	420	210	210	32	20	43	50	135	140									372	195	200								
11. CHINGLEPUT ...	157	83	71	...	...	...	...	79	59									513	328	328								
12. NORTH ARCOT ...	145	79	66	...	...	...	...	73	61									299	163	163								
13. SALEM ...	3	1	2	...	...	...	...	...	...									132	62	70								
14. COIMBATORE ...	57	33	24	...	...	...	...	...	...									62	29	14								
15. NIGERIS ...	149	77	72	...	...	...	...	57	43									705	378	327								
16. SOUTH ARCOT ...	157	65	92	...	...	...	...	65	92									85	46	46								
17. TANJORE ...	26	14	14	...	...	...	...	...	...									20	12	8								
18. TRICHINOPOLY ...	...	...	...	...	...	...	...	...	...									2	2	2								
19. MADRAS ...	593	272	321	...	...	...	...	...	...									1	1	1								
20. TIRUNEVELLY ...	1,498	710	788	...	...	...	...	...	...									12,999	6,156	6,143								
21. MALABAR ...	22	15	7	...	...	...	...	...	...									124	68	65								
22. SOUTH CANARA ...	3	...	3	...	...	...	...	...	...									9	2	2								
Total, British Territory.	119,927	60,280	58,947	100	185	127	174	59,993	58,588	2	1	1	1	1	1	1	1	26,645	13,027	12,618	51	61	34	47	12,942	12,510		
23. PUDUCHÉTTAI ...	...	...	...	...	...	...	...	...	...																			
24. BANGALAPALLE ...	...	...	...	...	...	...	...	...	...																			
25. SANDUR ...	...	...	...	...	...	...	...	...	...																			
Total, Feudatories ...	...	...	...	...	...	...	...	...	...									13	6	7								
Grand Total ...	119,227	60,280	58,947	100	185	127	174	59,993	58,588	2	1	1	1	1	1	1	1	26,658	13,033	12,625	51	61	34	47	12,948	12,517		



TABLE XVII.  
Territorial Distribution of the Christian Population by Sect and Race—continued.

DISTRICT OR STATE.	CHURCH.												LUTHERAN AND ALLIED DENOMINATIONS.											
	INDEFINITE BELIEFS.												Distribution by race.											
	Population returned.						Population returned.						Population returned.						European and allied races.					
	Distribution by race.						Distribution by race.						Distribution by race.						Distribution by race.					
	Persons.	Males.	Females.	Males.	Females.	Native.	Persons.	Males.	Females.	Males.	Females.	Native.	Persons.	Males.	Females.	Males.	Females.	Native.	Persons.	Males.	Females.	Males.	Females.	Native.
1. GANJAM ...	...	...	...	...	...	...	...	...	...	...	...	...	...	...	...	...	...	...	...	...	...	...	...	...
2. VIZAGAPATAM ...	...	...	...	...	...	...	...	...	...	...	...	...	...	...	...	...	...	...	...	...	...	...	...	...
3. GONDÁVARI ...	...	...	...	...	...	...	...	...	...	...	...	...	...	...	...	...	...	...	...	...	...	...	...	...
4. KIBINA ...	...	...	...	...	...	...	...	...	...	...	...	...	...	...	...	...	...	...	...	...	...	...	...	...
5. NELLORE ...	...	...	...	...	...	...	...	...	...	...	...	...	...	...	...	...	...	...	...	...	...	...	...	...
6. CUDDAPAH ...	...	...	...	...	...	...	...	...	...	...	...	...	...	...	...	...	...	...	...	...	...	...	...	...
7. KURNÓOL ...	...	...	...	...	...	...	...	...	...	...	...	...	...	...	...	...	...	...	...	...	...	...	...	...
8. BELUR ...	...	...	...	...	...	...	...	...	...	...	...	...	...	...	...	...	...	...	...	...	...	...	...	...
9. ANANTAPUR ...	...	...	...	...	...	...	...	...	...	...	...	...	...	...	...	...	...	...	...	...	...	...	...	...
10. MADRAS ...	...	...	...	...	...	...	...	...	...	...	...	...	...	...	...	...	...	...	...	...	...	...	...	...
11. CHINGOLET ...	...	...	...	...	...	...	...	...	...	...	...	...	...	...	...	...	...	...	...	...	...	...	...	...
12. NORTH ARCOT ...	...	...	...	...	...	...	...	...	...	...	...	...	...	...	...	...	...	...	...	...	...	...	...	...
13. SALEM ...	...	...	...	...	...	...	...	...	...	...	...	...	...	...	...	...	...	...	...	...	...	...	...	...
14. COMBATORE ...	...	...	...	...	...	...	...	...	...	...	...	...	...	...	...	...	...	...	...	...	...	...	...	...
15. NILAIRE ...	...	...	...	...	...	...	...	...	...	...	...	...	...	...	...	...	...	...	...	...	...	...	...	...
16. SOUTH ARCOT ...	...	...	...	...	...	...	...	...	...	...	...	...	...	...	...	...	...	...	...	...	...	...	...	...
17. TANJORE ...	...	...	...	...	...	...	...	...	...	...	...	...	...	...	...	...	...	...	...	...	...	...	...	...
18. TRICHINOPOLY ...	...	...	...	...	...	...	...	...	...	...	...	...	...	...	...	...	...	...	...	...	...	...	...	...
19. MADURA ...	...	...	...	...	...	...	...	...	...	...	...	...	...	...	...	...	...	...	...	...	...	...	...	...
20. TINNEVELLY ...	...	...	...	...	...	...	...	...	...	...	...	...	...	...	...	...	...	...	...	...	...	...	...	...
21. MALABAR ...	...	...	...	...	...	...	...	...	...	...	...	...	...	...	...	...	...	...	...	...	...	...	...	...
22. SOUTH CANARA ...	...	...	...	...	...	...	...	...	...	...	...	...	...	...	...	...	...	...	...	...	...	...	...	...
Total, British Territory.	9	6	3	6	3	...	91	54	37	22	9	...	38,072	219	182	118	112	38,035	38,510	...	...	...	...	...
23. PUDUKÓTTAI ...	...	...	...	...	...	...	...	...	...	...	...	...	...	...	...	...	...	...	...	...	...	...	...	...
24. BANGANAPALLE ...	...	...	...	...	...	...	...	...	...	...	...	...	...	...	...	...	...	...	...	...	...	...	...	...
25. SANDUR ...	...	...	...	...	...	...	...	...	...	...	...	...	...	...	...	...	...	...	...	...	...	...	...	...
Total, Feudatories	...	...	...	...	...	...	...	...	...	...	...	...	...	...	...	...	...	...	...	...	...	...	...	...
Grand Total	9	6	3	6	3	...	91	54	37	22	9	...	39,099	222	180	118	112	39,759	39,036	...	...	...	...	...





Table XVII.

CHRISTIANS BY  
SECT AND RACE.

366


TABLE XVII.

Territorial Distribution of the Christian Population by Sect and Race—*continued*.

DISTRICT OR STATE.	ROMAN CATHOLIC.										SALVATIONIST.										
	Population returned.					Distribution by race.					Population returned.				Distribution by race.						
	Males.		Females.		Persons.	European and allied races.		Fornadian.		Native.		Males.	Females.	Males.	Females.	European and allied races.		Eurasian.		Native.	
	Males.	Females.	Males.	Females.		Males.	Females.	Males.	Females.	Males.	Females.					Males.	Females.	Males.	Females.	Males.	Females.
	110	111	112	113	114	115	116	117	118	119	120	121	122	123	124	125	126	127	128	129	130
1. GANAM ...	1,094	404	630	10	...	27	21	427	600	...	...	...	...	...	...	...	...	...	...	...	...
2. AGESY, GANAM ...	912	459	459	...	...	...	...	459	459	...	...	...	...	...	...	...	...	...	...	...	...
3. VIZAGAPATAM ...	2,459	1,209	1,250	52	57	290	252	867	911	...	...	...	...	...	...	...	...	...	...	...	...
4. AGESY, VIZAGAPATAM ...	36	14	...	...	...	3	...	19	14	...	...	...	...	...	...	...	...	...	...	...	...
5. AGESY, GANAM ...	1,064	490	574	55	37	146	152	989	385	...	...	...	...	...	...	...	...	...	...	...	...
6. AGESY, GANAM ...	17	3	...	...	...	1	...	11	3	...	...	...	...	...	...	...	...	...	...	...	...
7. KESYA ...	14,511	7,432	7,079	28	28	50	61	7,344	6,990	...	...	...	...	...	...	...	...	...	...	...	...
8. NELLORE ...	1,567	810	757	...	...	...	...	741	635	...	...	...	...	...	...	...	...	...	...	...	...
9. CUDAPATAM ...	602	304	298	...	...	...	...	262	280	...	...	...	...	...	...	...	...	...	...	...	...
10. KURNOL ...	1,445	723	722	4	7	14	14	705	701	...	...	...	...	...	...	...	...	...	...	...	...
11. BELLARY ...	3,221	1,580	1,642	120	69	117	157	1,352	1,403	...	...	...	...	...	...	...	...	...	...	...	...
12. ANANTAPUR ...	1,982	529	553	9	7	61	55	459	491	...	...	...	...	...	...	...	...	...	...	...	...
13. MADRAS ...	24,593	11,850	12,743	520	396	2,375	2,736	8,916	9,011	...	...	...	...	...	...	...	...	...	...	...	...
14. CHENNAI ...	17,720	8,932	8,788	137	64	412	322	8,383	8,402	...	...	...	...	...	...	...	...	...	...	...	...
15. NORTH ARCOT ...	16,961	8,183	8,778	13	18	164	145	8,006	8,015	...	...	...	...	...	...	...	...	...	...	...	...
16. SALEM ...	17,024	8,393	8,631	40	49	95	101	8,258	9,081	...	...	...	...	...	...	...	...	...	...	...	...
17. COIMBATORE ...	15,655	7,549	8,106	27	25	130	188	7,392	7,893	...	...	...	...	...	...	...	...	...	...	...	...
18. NIGAH ...	9,906	5,052	4,854	282	159	270	224	4,500	4,471	...	...	...	...	...	...	...	...	...	...	...	...
19. SOUTH ARCOT ...	61,346	30,213	31,134	66	99	124	115	30,022	30,990	...	...	...	...	...	...	...	...	...	...	...	...
20. TANDORE ...	74,957	35,525	39,432	56	21	227	100	35,263	39,251	...	...	...	...	...	...	...	...	...	...	...	...
21. TRIVANDRUM ...	72,352	35,092	37,260	54	17	164	156	34,784	37,177	...	...	...	...	...	...	...	...	...	...	...	...
22. MADURA ...	91,920	43,080	48,240	76	3	62	59	43,542	48,478	...	...	...	...	...	...	...	...	...	...	...	...
23. TINSLEY ...	79,540	37,698	41,842	26	4	54	54	37,618	41,784	...	...	...	...	...	...	...	...	...	...	...	...
24. MALABAR ...	41,085	20,847	20,838	141	64	1,601	1,886	19,045	18,888	...	...	...	...	...	...	...	...	...	...	...	...
25. SOUTH CANARA ...	76,486	37,395	39,091	33	28	67	71	37,295	38,992	...	...	...	...	...	...	...	...	...	...	...	...
Total, British Territory.	628,755	304,357	324,398	1,787	1,085	6,618	7,003	295,652	313,307	2,398	1,240	1,168	11	13	2	2	1,227	1,143	...	...	...
26. PUDUCHÉRI ...	14,069	6,845	7,224	4	1	7	6	6,834	7,217	...	...	...	...	...	...	...	...	...	...	...	...
27. BANGALAPALLE ...	17	16	3	...	...	5	...	9	8	...	...	...	...	...	...	...	...	...	...	...	...
28. SANGER ...	22	11	11	...	...	...	...	11	11	...	...	...	...	...	...	...	...	...	...	...	...
Total, Pondicheries	14,108	6,870	7,298	4	1	12	6	6,854	7,231	...	...	...	...	...	...	...	...	...	...	...	...
Grand Total	642,863	311,227	331,036	1,791	1,086	6,630	7,012	302,806	323,538	2,398	1,240	1,168	11	13	2	2	1,227	1,143	...	...	...







---

TABLE XVIII.

---

EUROPEANS, ARMENIANS AND EURASIANS BY AGE.

PART I.—DISTRICTS AND STATES.

---



Table XVIII.

EUROPEANS, ARMENIANS  
AND EURASIANS  
BY AGE.

370

TABLE XVIII.

Europeans, Armenians and Eurasians by Age—DISTRICTS AND STATES.

DISTRICT OR STATE.	POPULATION.			BRITISH SUBJECTS.												ORIENTALS.														
	Persons.	Males.	Females.	All ages.			0—12.		12—15.		15—30.		30—50.		50 and over.		All ages.			0—12.		12—15.		15—30.		30—50.		50 and over.		
				Persons.	Males.	Females.	Males.	Females.	Males.	Females.	Males.	Females.	Persons.	Males.	Females.	Persons.	Males.	Females.	Persons.	Males.	Females.	Persons.	Males.	Females.	Persons.	Males.	Females.	Persons.	Males.	Females.
1. GANJAM ...	304	177	127	110	72	38	14	10	1	...	24	13	27	13	6	2	13	10	3	1	...	23	24	25	26	27	28	29	30	
AGENCY, GANJAM ...	3	3	...	3	3	...	...	...	...	...	...	...	...	...	...	...	...	...	...	...	...	...	...	...	...	...	...	...	...	
2. VIZAGAPATAM ...	1,494	752	742	360	236	124	49	33	14	5	64	32	90	46	10	8	86	37	48	5	5	...	...	...	...	...	...	...	...	
AGENCY, VIZAGAPATAM ...	28	17	11	3	3	...	...	...	...	...	...	...	...	...	...	...	...	...	...	...	...	...	...	...	...	...	...	...	...	
3. GONDÁVARI ...	937	473	464	314	168	146	39	42	8	7	42	39	60	40	19	18	37	23	14	1	...	...	...	...	...	...	...	...	...	
AGENCY, GONDÁVARI ...	22	18	4	13	12	1	...	...	...	...	...	...	...	...	...	...	...	...	...	...	...	...	...	...	...	...	...	...	...	
4. KISTNA ...	573	307	266	215	119	96	23	30	2	1	29	28	58	31	12	6	68	45	29	4	2	...	...	...	...	...	...	...	...	
5. NELLORE ...	477	274	203	89	45	24	9	10	1	...	10	6	17	8	8	...	64	29	35	10	10	...	...	...	...	...	...	...	...	
6. CUDDAPAH ...	142	88	54	31	17	14	3	1	...	...	3	5	10	7	1	1	4	2	2	...	...	...	...	...	...	...	...	...	...	
7. KURNOOL ...	107	62	45	35	25	10	1	2	...	...	4	4	14	3	6	1	13	6	7	2	3	...	...	...	...	...	...	...	...	
8. BELLARY ...	1,347	802	555	815	655	100	37	42	5	14	499	51	106	43	8	11	...	...	...	...	...	...	...	...	...	...	...	...	...	
9. ANANTAPUR ...	502	293	209	192	67	55	9	16	2	1	21	18	25	15	6	5	11	6	5	2	2	...	...	...	...	...	...	...	...	
10. MADRAS ...	15,666	7,988	7,678	4,228	2,545	1,683	376	404	76	96	1,201	575	688	204	142	192	121	71	7	12	12	1	46	97	39	21	17	10	...	
11. CHINGLEPUT ...	2,752	1,529	1,223	1,095	722	373	115	83	22	17	363	121	145	86	77	66	29	18	11	2	1	...	...	...	...	...	...	...	...	
12. NORTH ARCOT ...	895	462	433	180	97	83	25	25	...	...	20	28	34	22	18	8	36	18	18	3	3	...	...	...	...	...	...	...	...	
13. SALEM ...	941	442	499	364	162	202	44	46	2	8	35	64	59	49	22	35	56	28	27	7	7	...	...	...	...	...	...	...	...	
14. COIMBATORE ...	1,079	522	557	297	170	127	31	36	9	5	53	42	60	35	17	9	46	21	22	2	3	...	...	...	...	...	...	...	...	
15. NITGIRIS ...	3,764	2,200	1,564	2,461	1,486	975	240	260	81	69	752	288	273	146	120	85	35	50	5	10	2	...	...	...	...	...	...	...	...	
16. SOUTH ARCOT ...	717	419	298	142	67	55	19	19	1	2	19	16	34	15	14	3	96	77	19	4	7	...	...	...	...	...	...	...	...	
17. TANJORE ...	1,080	632	448	232	156	76	31	19	1	3	42	27	65	22	17	5	62	42	20	4	3	...	...	...	...	...	...	...	...	
18. TRICHINOPOLY ...	1,075	565	510	211	116	95	26	21	...	...	5	23	47	32	20	9	46	39	7	1	...	...	...	...	...	...	...	...	...	
19. MADURA ...	638	363	273	170	105	65	9	15	...	...	2	40	45	19	11	8	125	88	37	7	10	...	...	...	...	...	...	...	...	
20. TIRUNEVELLY ...	404	221	183	169	108	81	22	17	...	...	26	24	48	30	12	9	32	26	6	...	...	...	...	...	...	...	...	...	...	
21. MALABAR ...	4,974	2,617	2,357	803	334	109	40	41	3	12	438	62	120	43	27	11	194	114	80	19	17	7	...	...	...	...	...	...	...	
22. SOUTH CANARA ...	394	171	153	79	37	42	3	7	...	...	8	27	23	7	3	1	92	58	34	8	6	...	...	...	...	...	...	...	...	
Total, British Territory.	40,183	21,460	18,723	12,541	7,847	4,694	1,105	1,179	228	248	3,723	1,520	2,063	1,269	608	478	1,391	850	541	94	103	24	9	268	147	323	212	141	70	
PUDUKKÓTTAI ...	43	19	24	16	6	11	1	6	1	1	...	...	...	...	...	...	...	...	...	...	...	...	...	...	...	...	...	...	...	
BANGANAPALLE ...	5	5	...	...	...	...	...	...	...	...	...	...	...	...	...	...	...	...	...	...	...	...	...	...	...	...	...	...	...	
SANDUR ...	...	...	...	...	...	...	...	...	...	...	...	...	...	...	...	...	...	...	...	...	...	...	...	...	...	...	...	...	...	
Total, Feudatories.	48	24	24	16	6	11	1	6	1	1	...	...	...	...	...	...	...	...	...	...	...	...	...	...	...	...	...	...	...	
Grand Total	40,231	21,484	18,747	12,557	7,852	4,705	1,166	1,185	229	249	3,723	1,522	2,065	1,271	609	478	1,399	855	544	94	103	24	9	269	150	327	212	141	70	

Table XVIII.

EUROPEANS, ARMENIANS  
AND EURASIANS  
BY AGE.


371

TABLE XVIII.

Europeans, Armenians and Eurasians by Age—DISTRICTS AND STATES—continued.

ARMENIANS.										EURASIANS.														
All ages.						0-12.		12-15.		15-30.		30-50.		50 and over.										
Persons.		Males.		Females.		Persons.	Males.	Females.	Males.	Females.	Males.	Females.	Males.	Females.	Males.	Females.								
1. GANJAM ...	...	...	...	...	...	181	95	86	31	34	2	18	33	24	9	8								
2. VIZAGAPATAM ...	...	...	...	...	...	987	478	509	167	152	35	108	114	111	35	50								
3. GÖDÁVARI ...	...	...	...	...	...	586	282	304	85	97	28	87	96	55	24	28								
4. KISTNA ...	...	...	...	...	...	288	142	146	48	47	16	36	47	20	8	10								
5. NELLORE ...	...	...	...	...	...	342	198	144	58	53	6	64	43	28	11	14								
6. CUDAPAH ...	...	...	...	...	...	102	65	37	16	8	3	18	15	9	8	2								
7. KURNOOL ...	...	...	...	...	...	69	31	28	4	14	2	6	3	7	1	1								
8. BELLARY ...	...	...	...	...	...	532	237	295	80	98	37	64	93	48	24	49								
9. ANANTAPUR ...	...	...	...	...	...	369	193	176	72	78	8	53	48	29	11	13								
10. MADRAS ...	...	...	...	...	...	11,218	5,913	5,305	1,628	1,005	638	1,528	1,103	1,250	620	721								
11. CHINGLEPUT ...	...	...	...	...	...	1,017	786	831	252	235	60	223	210	188	100	138								
12. NORTH ARCOT ...	...	...	...	...	...	679	347	332	118	114	10	97	94	38	41	34								
13. SALEM ...	...	...	...	...	...	532	252	270	100	100	14	59	89	48	21	14								
14. COIMBATORE ...	...	...	...	...	...	735	327	408	101	125	33	78	139	78	39	32								
15. NITIGUR ...	...	...	...	...	...	1,217	678	539	232	134	95	170	154	105	50	107								
16. SOUTH ARCOT ...	...	...	...	...	...	479	255	224	79	82	15	82	56	44	20	21								
17. TANJORE ...	...	...	...	...	...	786	434	352	118	112	24	159	116	65	31	30								
18. TRICHINOPOLY ...	...	...	...	...	...	818	410	408	152	128	33	97	124	87	47	29								
19. MADRAS ...	...	...	...	...	...	339	169	170	66	61	8	12	33	42	13	9								
20. TINSUKLEY ...	...	...	...	...	...	183	87	96	25	37	6	25	25	24	4	4								
21. MALABAR ...	...	...	...	...	...	3,965	1,860	2,105	605	643	162	476	593	447	217	266								
22. SOUTH CANARA ...	...	...	...	...	...	163	76	77	24	26	4	22	19	15	10	13								
Total, British Territory.	65	40	26	7	5	2	10	5	15	8	6	8	56,185	12,723	13,462	4,071	3,989	1,016	1,048	3,509	2,778	2,801	1,340	1,570
POONKOOTAI ...	...	...	...	...	...	...	...	...	...	...	...	...	...	...	...	...	...	...	...	...	...	...	...	...
BANGAPALLE ...	...	...	...	...	...	...	...	...	...	...	...	...	...	...	...	...	...	...	...	...	...	...	...	...
SANDUR ...	...	...	...	...	...	...	...	...	...	...	...	...	...	...	...	...	...	...	...	...	...	...	...	...
Total, Feudatories	...	...	...	...	...	...	...	...	...	...	...	...	...	...	...	...	...	...	...	...	...	...	...	...
Grand Total	65	40	26	7	5	2	10	5	15	8	6	8	26,209	12,737	13,472	4,073	3,993	1,016	1,049	3,512	2,781	2,801	1,355	1,571





---

TABLE XVIII.

---

EUROPEANS, ARMENIANS AND EURASIANS BY AGE.  
PART II.—CITIES.

---



EUROPEANS, ARMENIANS  
AND EURASIANS BY  
AGE-CITIES.

Europeans, Armenians and Eurasians by Age—CITIES.

[illegible]

---

TABLES FOR THE LACCADIVE ISLANDS.

---





TABLE VI.

## Religion.

	POPULATION.			HINDU.			MUSALMAN.			CHRISTIAN.			BUDDHIST.		
	Persons.	Males.	Females.	Persons.	Males.	Females.	Persons.	Males.	Females.	Persons.	Males.	Females.	Persons.	Males.	Females.
1	2	3	4	5	6	7	8	9	10	11	12	13	14	15	16
LACCADIVE ISLANDS	10,274	4,971	5,303	9	9	...	10,263	4,960	5,303	...	...	...	2	2	...

TABLE VII.

## Age, Sex and Civil Condition.

RELIGION.	AGE.	POPULATION.			UNMARRIED.			MARRIED.			WIDOWED.		
		Persons.	Males.	Females.	Persons.	Males.	Females.	Persons.	Males.	Females.	Persons.	Males.	Females.
1	2	3	4	5	6	7	8	9	10	11	12	13	14
ALL RELIGIONS.	0-1	251	125	126	251	125	126	...	...	...	...	...	...
	1-2	233	112	121	233	112	121	...	...	...	...	...	...
	2-3	322	163	159	322	163	159	...	...	...	...	...	...
	3-4	293	147	146	293	147	146	...	...	...	...	...	...
	4-5	329	161	168	328	161	167	1	...	1	...	...	...
	Total 0-5	1,428	708	720	1,427	708	719	1	...	1	...	...	...
	5-10	1,166	642	524	1,109	636	473	67	6	51	...	...	...
	10-15	1,043	600	443	896	592	304	144	8	136	3	...	3
	15-20	1,120	534	586	561	418	143	532	115	417	27	1	26
	20-25	1,016	459	557	227	167	60	730	287	443	59	5	54
	25-30	837	353	484	64	35	29	706	310	396	67	8	59
	30-35	707	323	384	55	27	28	576	286	290	76	10	66
	35-40	583	273	310	25	6	19	491	262	229	67	5	62
	40-45	631	272	359	43	15	28	501	247	254	87	10	77
	45-50	487	240	238	36	5	31	378	233	145	73	11	62
	50-55	388	157	231	51	6	45	240	139	101	97	12	85
	55-60	248	128	120	30	7	23	150	112	38	68	9	59
	60 and over	620	273	347	69	12	57	261	206	55	290	55	235
	Total	10,274	4,971	5,303	4,593	2,634	1,959	4,767	2,211	2,556	914	126	788
HINDU	15-20	5	5	...	4	4	...	1	1	...	...	...	...
	20-25	2	2	...	1	1	...	1	1	...	...	...	...
	25-30	2	2	...	1	1	...	1	1	...	...	...	...
	Total	9	9	...	6	6	...	3	3	...	...	...	...
MUSALMAN	0-1	251	125	126	251	125	126	...	...	...	...	...	...
	1-2	233	112	121	233	112	121	...	...	...	...	...	...
	2-3	322	163	159	322	163	159	...	...	...	...	...	...
	3-4	293	147	146	293	147	146	...	...	...	...	...	...
	4-5	329	161	168	328	161	167	1	...	1	...	...	...
	Total 0-5	1,428	708	720	1,427	708	719	1	...	1	...	...	...
	5-10	1,166	642	524	1,109	636	473	67	6	51	...	...	...
	10-15	1,043	600	443	896	592	304	144	8	136	3	...	3
	15-20	1,115	529	586	557	414	143	531	114	417	27	1	26
	20-25	1,013	456	557	225	165	60	729	286	443	59	5	54
	25-30	835	351	484	63	34	29	705	309	396	67	8	59
	30-35	706	322	384	55	27	28	575	285	290	76	10	66
	35-40	583	273	310	25	6	19	491	262	229	67	5	62
	40-45	631	272	359	43	15	28	501	247	254	87	10	77
	45-50	487	240	238	36	5	31	378	233	145	73	11	62
	50-55	388	157	231	51	6	45	240	139	101	97	12	85
	55-60	248	128	120	30	7	23	150	112	38	68	9	59
	60 and over	620	273	347	69	12	57	261	206	55	290	55	235
	Total	10,263	4,960	5,303	4,586	2,627	1,959	4,763	2,207	2,556	914	126	788
BUDDHIST	20-25	1	1	...	1	1	...	...	...	...	...	...	...
	25-30	...	...	...	...	...	...	...	...	...	...	...	...
	30-35	1	1	...	...	...	...	1	1	...	...	...	...
	Total	2	2	...	1	1	...	1	1	...	...	...	...





TABLE IX.

Education by Selected Castes, Tribes or Races.

CASTE.	POPULATION.									LITERATE IN								LITERATE IN ENGLISH.				
	TOTAL.			LITERATE.			ILLITERATE.			TAMIL.		TELGU.		MALA- YALAM.		CANA- RESE.		OTHER LANGUAGES.		PERSONS.	MALES.	FEMALES.
	Persons.	Males.	Females.	Persons.	Males.	Females.	Persons.	Males.	Females.	Males.	Females.	Males.	Females.	Males.	Females.	Males.	Females.					
1	2	3	4	5	6	7	8	9	10	11	12	13	14	15	16	17	18	19	20	21	22	23
<b>Hindu and Animistic.</b>																						
Tiyan ... ..	2	2	...	2	2	...	...	...	...	...	...	...	...	2	...	...	...	...	...	...	...	...
<b>Musalman.</b>																						
Mappilla ... ..	6,041	3,113	2,928	253	273	10	5,758	2,840	2,918	...	...	...	...	114	...	...	...	150	10	...	...	...

TABLE X.

Language.

LANGUAGE.	PERSONS.	MALES.	FEMALES.	LANGUAGE—cont.	PERSONS.	MALES.	FEMALES.
1	2	3	4	1	2	3	4
<b>A.—VERNACULARS OF INDIA.</b>				<b>B.—VERNACULARS OF NON-INDIAN ASIATIC COUNTRIES.</b>			
(1) <i>Vernaculars of the Presidency.</i>				SINGHALESE ... ..	2	2	...
HINDOSTANI ... ..	6	5	1				
MAHL ... ..	3,090	1,274	1,816				
MALAYALAM ... ..	7,173	3,687	3,486				
TAMIL ... ..	3	3	...				
<b>TOTAL ...</b>	<b>10,272</b>	<b>4,969</b>	<b>5,303</b>	<b>GRAND TOTAL ...</b>	<b>10,274</b>	<b>4,971</b>	<b>5,303</b>

TABLE XI.

Birth Place.

WHERE BORN.	PERSONS.	MALES.	FEMALES.	WHERE BORN—cont.	PERSONS.	MALES.	FEMALES.
1	2	3	4	1	2	3	4
<b>A.—WITHIN THE PROVINCE.</b>				<b>B.—PROVINCES OR STATES IN INDIA BEYOND THE PROVINCE.</b>			
<i>I. British Territory.</i>							
LACCADIVE ISLANDS ...	7,152	3,674	3,478				
MALABAR DISTRICT ...	3,095	1,278	1,817	ROMBAY ... ..	1	1	...
SOUTH CANARA DISTRICT ...	18	10	8				
<b>TOTAL I ...</b>	<b>10,265</b>	<b>4,962</b>	<b>5,303</b>				
<i>II. Feudatories.</i>				<b>C.—COUNTRIES IN ASIA BEYOND INDIA.</b>			
COCHIN ... ..	1	1	...	CEYLON ... ..	6	6	...
TRAVANCORE ... ..	1	1	...				
<b>TOTAL II ...</b>	<b>2</b>	<b>2</b>	<b>...</b>				
<b>TOTAL A ...</b>	<b>10,267</b>	<b>4,964</b>	<b>5,303</b>	<b>Total, Population ...</b>	<b>10,274</b>	<b>4,971</b>	<b>5,303</b>



# Tables XII, XII-A & XIII.

INFIRMITIES BY AGE,  
CASTES, ETC., CASTE, TRIBE, ETC.

380

## TABLE XII.

Infirmitities by Age.

AGE.	POPULATION AFFLICTED.			INSANE.			DEAF-MUTE.			BLIND.			LEPER.		
	Persons.	Males.	Females.	Persons.	Males.	Females.	Persons.	Males.	Females.	Persons.	Males.	Females.	Persons.	Males.	Females.
1	2	3	4	5	6	7	8	9	10	11	12	13	14	15	16
0-1	...	...	...	...	...	...	...	...	...	...	...	...	...	...	...
1-2	...	...	...	...	...	...	...	...	...	...	...	...	...	...	...
2-3	...	...	...	...	...	...	...	...	...	...	...	...	...	...	...
3-4	...	...	...	...	...	...	...	...	...	...	...	...	...	...	...
4-5	1	...	1	...	...	...	1	...	1	...	...	...	...	...	...
Total 0-5	1	...	1	...	...	...	1	...	1	...	...	...	...	...	...
5-10	2	2	...	...	...	...	2	...	...	2	2	...	...	...	...
10-15	6	4	2	...	...	...	2	1	1	4	3	1	...	...	...
15-20	10	8	2	1	1	...	2	2	...	5	3	2	2	2	...
20-25	8	4	4	1	1	...	1	...	1	3	2	1	3	1	2
25-30	3	...	3	...	...	...	3	...	3	...	...	...	...	...	...
30-35	12	7	5	1	...	1	2	1	1	4	2	2	5	4	1
35-40	9	3	6	1	1	...	1	...	1	6	1	5	1	1	...
40-45	8	5	3	4	4	...	...	...	...	3	1	2	1	...	1
45-50	6	2	4	...	...	...	2	1	1	2	...	2	2	1	1
50-55	10	5	5	...	...	...	1	...	1	9	5	4	...	...	...
55-60	4	...	4	2	...	2	...	...	...	2	...	2	...	...	...
60 and over	15	4	11	2	...	2	...	...	...	12	4	8	1	...	1
Total	94	44	50	12	7	5	15	5	10	52	23	29	15	9	6

## TABLE XII-A.

Infirmitities by Castes, Tribes or Races.

CASTE, TRIBE OR RACE.	POPULATION AFFLICTED.			INSANE.			DEAF-MUTE.			BLIND.			LEPER.		
	Persons.	Males.	Females.	Persons.	Males.	Females.	Persons.	Males.	Females.	Persons.	Males.	Females.	Persons.	Males.	Females.
1	2	3	4	5	6	7	8	9	10	11	12	13	14	15	16
<b>Musalman.</b>															
Málumi	3	3	...	...	...	...	2	2	...	1	1	...	...	...	...
Máppilla	40	21	19	5	3	2	5	1	4	26	14	12	4	3	1
Méláchebéri	8	3	5	2	1	1	...	...	...	6	2	4	...	...	...
Milikhán	2	1	1	...	...	...	...	...	...	2	1	1	...	...	...
Rávéri	15	11	4	3	2	1	2	1	1	3	3	...	7	5	2
Takru	16	2	14	...	...	...	2	...	2	10	1	9	4	1	3
Urúkkáran	10	3	7	2	1	1	4	1	3	4	1	3	...	...	...
TOTAL	94	44	50	12	7	5	15	5	10	52	23	29	15	9	6

## TABLE XIII.

Caste, Tribe, Race, or Nationality.

NAME OF CASTE.	MALES.	FEMALES.	NAME OF CASTE.	MALES.	FEMALES.
<b>Hindu.</b>			<b>Musalman—cont.</b>		
Kommálan	7	...	Rávéri	608	784
Tíyan	2	...	Saiyad	11	2
TOTAL	9	...	Sheik	...	1
<b>Musalman.</b>			Takru	519	799
Labbai	3	...	Urúkkáran	237	245
Maláy	1	...	TOTAL	4,960	5,303
Málumi	52	86	<b>Buddhist.</b>		
Mancha	30	61	Singhalese	2	...
Máppilla	3,113	2,928	<b>Grand Total</b>	4,971	5,303
Méláchebéri	322	312			
Milikhán	64	85			

TABLE XV.

## Occupations.

(NOTE.—Groups in which no entries occur are not given, but to maintain conformity with the table for the Presidency the serial numbers of the groups have been left unchanged.)

CLASS.	ORDER.	SUB-ORDER.	GROUP.	TOTAL OF ACTUAL WORKERS AND DEPENDENTS.	ACTUAL WORKERS.				DEPENDENTS.		
					Total.		Partially Agriculturist.				
					Males.	Females.	Males.	Females.	Males.	Females.	Both sexes.
1	2	3	4	5	6	7	8	9	10	11	12
A.—GOVERNMENT.	I. Administration.	1. Civil Service of the State.	3. Clerks, Inspectors, etc., and their families.	17	6	...	...	...	4	7	11
			4. Constables, messengers, warders, and unspecified.	32	11	...	...	...	11	10	21
			Total of Sub-order 1	49	17	...	...	...	15	17	32
			Total of Order I	49	17	...	...	...	15	17	32
			TOTAL OF CLASS A	49	17	...	...	...	15	17	32
B.—PASTURE AND AGRICULTURE.	V. Agriculture.	10. Land-holders and Tenants.	36. Cultivating landowners	37	30	...	...	...	7	...	7
			37. Non-cultivating landowners	886	156	48	...	...	328	356	682
			38. Cultivating tenants	313	200	...	...	...	77	36	113
			38(a). Non-cultivating tenants	47	11	9	...	...	6	21	27
			Total of Sub-order 10	1,283	397	57	...	...	416	413	829
		11. Agricultural Labourers.	39. Farm servants	275	154	33	...	...	36	52	88
			40. Field labourers	1,425	850	1	...	...	421	153	574
			Total of Sub-order 11	1,700	1,004	34	...	...	457	205	662
		12. Growers of Special Products.	49. Betel-vine and areca-nut growers	7	6	1	...	...	...	...	...
			Total of Sub-order 12	7	6	1	...	...	...	...	...
			Total of Order V	2,990	1,407	92	...	...	873	618	1,491
			TOTAL OF CLASS B	2,990	1,407	92	...	...	873	618	1,491
C.—PERSONAL SERVICES.	VI. Personal Household and Sanitary Services.	14. Personal and Domestic Servants.	60. Barbers	16	15	...	...	...	1	...	1
			61. Cooks	5	...	5	...	...	...	...	...
			64. In-door servants	112	98	14	...	...	...	...	...
			Total of Sub-order 14	133	113	19	...	...	1	...	1
			Total of Order VI	133	113	19	...	...	1	...	1
			TOTAL OF CLASS C	133	113	19	...	...	1	...	1
D.—PREPARATION AND SUPPLY OF MATERIAL SUBSTANCES.	VII. Food, Drink and Stimulants.	17. Provision of Animal Food.	79. Fishermen and Fish curers	498	390	...	5	...	65	34	99
			Total of Sub-order 17	498	390	...	5	...	65	34	99
		18. Provision of Vegetable Food.	97. Grain and pulse dealers	4	3	1	1	...	...	...	...
			99. Makers of sugar, molasses, and gur by hand.	169	126	...	...	...	32	11	43
			104. Sweet-meat sellers	1	1	...	...	...	...	...	...
			105. Vegetable and fruit sellers	2	2	...	...	...	...	...	...
			Total of Sub-order 18	176	132	1	1	...	32	11	43



Table XV.

382

OCCUPATIONS.

TABLE XV.

Occupations—continued.

CLASS.	ORDER.	SUB-ORDER.	GROUPS.	TOTAL OF ACTUAL WORKERS AND DEPENDENTS.	ACTUAL WORKERS.				DEPENDENTS.		
					Total.		Partially Agriculturist.				
					Males.	Females.	Males.	Females.	Males.	Females.	Both sexes.
1	2	3	4	5	6	7	8	9	10	11	12
D.—PREPARATION AND SUPPLY OF MATERIAL SUBSTANCES—cont.	X. Vehi- cles and Vessels.	VII. Food, Drink and Stimulants —cont.	124. Grocers and general condiment dealers.	16	9	...	...	...	5	5	7
			Total of Sub-order 19	16	9	...	...	...	5	2	7
			Total of Order VII	690	540	1	6	...	102	47	149
			26. Ships and Boats.	2	2	...	...	...	...	...	...
			Total of Sub-order 26	2	2	...	...	...	...	...	...
	XII. Textile Fabrics and Dress.	41. Jute, Hemp, Flax, Coir, etc.	280. Dealers in raw fibres	1	...	1	...	...	...	...	...
			290. Rope, sacking and net makers	5,204	52	3,682	1	13	754	716	1,470
			291. Rope, sacking and net sellers	1	1	...	...	...	...	...	...
			Total of Sub-order 41	5,206	53	3,683	1	13	754	716	1,470
			42. Dress.	255	178	...	...	...	51	26	77
	XIII. Metals and Precious Stones.	43. Gold, Silver, and Precious Stones.	300. Tailors, milliners, dress-makers and darners.	255	178	...	...	...	51	26	77
			Total of Sub-order 42	255	178	...	...	...	51	26	77
			Total of Order XII	5,461	351	3,683	1	13	805	742	1,547
			46. Iron and Steel.	76	56	...	...	...	15	5	20
			317. Workers in gold, silver and precious stones.	76	56	...	...	...	15	5	20
	XV. Wood, Cane and Leaves, etc.	49. Wood and Bamboos.	328. Workers in iron and hardware	11	6	...	...	...	4	1	5
			Total of Sub-order 46	11	6	...	...	...	4	1	5
			Total of Order XIII	87	62	...	...	...	19	6	25
			344. Carpenters	66	35	...	2	...	20	11	31
			Total of Sub-order 49	66	35	...	2	...	20	11	31
	XVIII. Commerce.	50. Cane work, Mat- ting and Leaves, etc.	347. Leaf-thatch makers and sellers	27	26	...	...	...	1	...	1
			Total of Sub-order 50	27	26	...	...	...	1	...	1
			Total of Order XV	97	61	...	2	...	21	11	32
			TOTAL OF CLASS D	6,333	896	3,684	9	13	947	806	1,753
			58. Dealing unspeci- fied.	1	1	...	...	...	...	...	...
	XVIII. Commerce.	57. Middlemen, Brokers and Agents.	399. Shop-keepers' clerks, salesmen, etc.	3	3	...	...	...	...	...	...
			400. Shop-keepers' and money-lenders' servants.	4	4	...	...	...	...	...	...
			Total of Sub-order 58	4	4	...	...	...	...	...	...
			402. Brokers and agents	24	23	...	...	...	1	...	1
			Total of Sub-order 57	24	23	...	...	...	1	...	1
			Total of Order XVIII	28	27	...	...	...	1	...	1

TABLE XV.

Occupations—continued.

CLASS.	ORDER.	SUB-ORDER.	GROUP.	TOTAL OF ACTUAL WORKERS AND DEPENDENTS.	ACTUAL WORKERS.				DEPENDENTS.		
					Total.		Partially Agriculturist.				
					Males.	Females.	Males.	Females.	Males.	Females.	Both sexes.
1	2	3	4	5	6	7	8	9	10	11	12
E.—COMMERCE, TRANSPORT AND STORAGE—cont.	XIX.—Transport and Storage.	60. Water.	425. Boat and barge owners, etc. ....	4	1	...	...	...	1	2	3
			428. Ships' officers, engineers, mariners, and firemen. ....	524	426	...	55	...	97	1	98
			429. Boat and bargemen. ....	37	2	...	1	...	...	35	35
			432. Harbour works, harbour service and divers. ....	6	5	...	...	...	1	...	1
			Total of Sub-order 60. ....	571	434	...	56	...	99	38	137
			Total of Order XIX. ....	571	434	...	56	...	99	38	137
			TOTAL OF CLASS E. ....	599	461	...	56	...	100	38	138
F.—PROFESSIONS.	XX.—Learned and Artistic Professions.	63. Religion.	444. Priests, ministers, etc. ....	22	17	...	...	...	1	4	5
			445. Catechists, readers, church and mission service, etc. ....	5	4	...	...	...	...	1	1
			447. Church, temple, burial or burning ground service, pilgrim conductors, undertakers, etc. ....	100	59	...	10	...	25	16	41
			449. Astrologers, diviners, horoscope-makers, etc. ....	1	1	...	...	...	...	...	...
			Total of Sub-order 63. ....	128	81	...	10	...	26	21	47
G.—UNSKILLED LABOUR NOT AGRICULTURAL.	XXII.—Earth-work and General Labour.	64. Education.	452. Principals, professors, and teachers. ....	16	9	...	...	...	5	2	7
			Total of Sub-order 64. ....	16	9	...	...	...	5	2	7
H.—MEANS OF SUBSISTENCE INDEPENDENT OF OCCUPATION.	XXIV.—Independent.	65. Literature.	457. Public scribes and copyists. ....	1	1	...	...	...	...	...	...
			Total of Sub-order 65. ....	1	1	...	...	...	...	...	...
I.—UNEMPLOYED.	XXIII.—General Labour.	66. Law.	462. Kāzis. ....	3	3	...	1	...	...	...	...
			Total of Sub-order 66. ....	3	3	...	1	...	...	...	...
J.—UNEMPLOYED.	XXV.—General Labour.	67. Medicine.	468. Practitioners without diploma. ....	7	4	...	...	...	2	1	3
			Total of Sub-order 67. ....	7	4	...	...	...	2	1	3
			Total of Order XX. ....	155	98	...	11	...	33	24	57
			TOTAL OF CLASS F. ....	155	98	...	11	...	33	24	57
K.—UNEMPLOYED.	XXVI.—General Labour.	75. General Labour.	504. General labour. ....	13	7	5	...	...	1	...	1
			Total of Sub-order 75. ....	13	7	5	...	...	1	...	1
			Total of Order XXII. ....	13	7	5	...	...	1	...	1
			TOTAL OF CLASS G. ....	13	7	5	...	...	1	...	1
L.—UNEMPLOYED.	XXVII.—General Labour.	79. At the State Expense.	515. Pension, military services. ....	2	1	...	...	...	1	...	1
			Total of Sub-order 79. ....	2	1	...	...	...	1	...	1
			Total of Order XXIV. ....	2	1	...	...	...	1	...	1
			TOTAL OF CLASS H. ....	2	1	...	...	...	1	...	1
Grand Total. ....				10,274	3,000	3,800	76	13	1,971	1,503	3,474





*"A book that is shut is but a block"*

CENTRAL ARCHAEOLOGICAL LIBRARY  
GOVT. OF INDIA  
Department of Archaeology  
NEW DELHI

Please help us to keep the book  
clean and moving.

---

*Sol*