

GOVERNMENT OF INDIA

ARCHÆOLOGICAL SURVEY OF INDIA

CENTRAL  
ARCHÆOLOGICAL  
LIBRARY

ACCESSION NO. 35318

CALL No. 915.435/Sho


D.G.A. 79











25-

# MEDICO-TOPOGRAPHICAL ACCOUNT

OF

## MEWAR

35318

BY

LIEUT.-COLONEL R. SHORE, I.M.S.,  
Residency Surgeon, Mewar.

AA  
6730

915.435

Sho



SUPERINTENDENT GOVERNMENT PRINTING, INDIA

1909

CENTRAL ARCHAEOLOGICAL  
LIBRARY NEW DELHI

Acc. No. 25318

Date. 23-12-1959

Call No. 915-435

Sho

## TABLE OF CONTENTS.

	PAGE
GENERAL DESCRIPTION OF THE STATE OF MEWAR . . . . .	1
DISTRICTS OF MEWAR . . . . .	4
ALPHABETICAL LIST OF CASTES . . . . .	5
SIRDARS OF MEWAR . . . . .	5
UDAIPUR CITY . . . . .	6
DRAINAGE . . . . .	7
WATER-SUPPLY . . . . .	8
SANITATION . . . . .	8
LIGHTING . . . . .	8
MARKETS AND FOOD . . . . .	9
DISPOSAL OF THE DEAD . . . . .	9
FOOD-GRAINS . . . . .	10
SLAUGHTER-HOUSES . . . . .	11
RECREATION . . . . .	11
MEDICAL AID . . . . .	11
LIST OF GOVERNMENT MEDICAL OFFICERS ATTACHED TO THE MEWAR RESIDENCY . . . . .	17
VACCINATION . . . . .	17
EDUCATION . . . . .	21
DISPENSARY TOWNS IN MEWAR STATE . . . . .	23
MORTALITY TABLE . . . . .	25
DISEASES . . . . .	26
MEDICAL CASES . . . . .	38
SURGICAL DISORDERS . . . . .	43
HEALTH OF EACH MONTH . . . . .	46
SHORT HISTORY OF MEWAR . . . . .	48
PRINCIPAL EVENTS OF H. H. MAHARANA FATEH SINGH'S REIGN . . . . .	57
LIST OF POLITICAL RESIDENTS IN MEWAR . . . . .	58
METEOROLOGICAL RETURNS . . . . .	60





# MEDICO-TOPOGRAPHICAL ACCOUNT

OF

## MEWAR.

---

### GENERAL DESCRIPTION OF THE STATE OF MEWAR.

The name of the State is Mewar, which is the corrupted form of the sanskrit Medpat. The area is about 12,930 square miles.

2. The State is bounded on the north by Ajmer-Mewar-Merwara; on the east by Kotah, Bundi, Jawad and Neemuch Parganas of Scindhia, Nimahera (originally of Mewar) of Tonk and the Partabgarh State; on the south by Dungarpur, Banswara and Partabgarh; on the south-east by Idar and on the west by Sirohi and Gorwar (which originally belonged to Mewar) of Marwar.

3. The Kotah State meets the boundary of Mewar near Bhainsorgarh. To the south of this is the Rampur pargana of Holkar (originally of Mewar). The pargana of Gangapur, belonging to Scindhia, and consisting of 8 or 10 villages, is situated in the middle of Mewar. The small pargana of Palsora and Pipalia, etc., lie to the south-east of Neemuch; and Kanera and Kua Khera to the north and north-east of Neemuch. In addition to the above there are some other villages belonging to Mewar which are entirely separated from the main body of the State.

Mewar is naturally divided into two parts by a portion of the great watershed of India which separates the drainage of the Bay of Bengal from that of the Gulf of Cambay. This watershed extends from Ajmere along the Aravalis to Kumalgarh, thence to Udaipur and Neemuch. There is a rapid fall in the level of the country towards the south, the difference of level between Udaipur and the Debar Lake being about 1,000 feet in 20 miles. The slope towards the north-east following the valley of the Banas river is much more gradual; the difference of level between Udaipur and Deoli being about 800 feet in a distance of 100 miles.

To the west and north-west the slope is very steep. The higher parts belong to Mewar, the lower to Sirohi and Marwar; but there is a tract of disputed territory between these States.

*Rivers.*—The Chumbal flows for a few miles near Bhainsorgarh. The Banas rises near Kumalgarh in the Aravalis, flows first south south-west, then towards the east, afterwards it passes through a gorge in the Math Bul Range; it then reaches the open country, and flows in a north-easterly direction, after being joined by the Berach on the right and Kothari on the left, enters the Chumbal after a course of 300 miles.



The other rivers are the Khari flowing past Deogarh and then along the Ajmere border to the Banas 115 miles. The Mani flows to the Khari after a course of 60 miles. The Kothari flows due east for 90 miles, and joins the Banas. The Berach rises near Udaipur, where it is called the Arh, flows into the Udaisagar, and its course is towards Chitore, and after receiving the Gameri near Chitore joins the Banas near Mandalgarh.

The Jakum rises near Chota Sadri and joins the Som. The drainage of the south-west of Mewar, part of which flows through the Jaisamand Lake, finally enters the Som which is a tributary of the Mahi.

*Lakes.*—The Debar Lake or Jaisamand is one of the largest artificial lakes in the world. It lies about 20 miles south-east of Udaipur. It is 9 miles long and 5 miles broad, and its area is 21 square miles. The circumference is about 30 miles. The area drained by this lake is 692 square miles; its greatest depth is 80 feet, and the lake lies about 960 feet above sea level. The dam was built at the close of the seventeenth century, and it is formed by two masonry walls separated by a space which has been partly filled up by earthwork. The masonry dam on the lake side is 1,000 feet long and 95 feet high, and 50 feet wide at the base and 15 at the top. Marble pavilions are built at both extremities of this, and a large temple in the centre.

The rear wall is 1,300 feet long.

The Raj Samand Lake is 52 miles north of Udaipur. It is 3 miles long,  $1\frac{1}{2}$  mile wide, and is nearly 3 square miles in area. It drains about 190 square miles.

The construction of the dam was commenced in 1661 by <sup>a</sup>Moharana Raj Singh, it was finished seven years later and cost 96 lakhs of rupees. The embankment on the north is 200 yards long and 70 yards broad, and is faced with white marble from the adjacent quarries. There are several beautiful pavilions built on the embankment of white marble, and there are flights of steps leading from the summit to the level of the water.

There is another large lake, the Udaisagar, about 7 miles from Udaipur. It is  $2\frac{1}{2}$  miles long by  $1\frac{1}{4}$  mile wide, and its area is 2 square miles. It drains 179 square miles of country. The dam consists of massive stone blocks, and is situated about 2 miles from the Debari gate. The river Arh flows into the Udaisagar, and the river Berach has its origin from the overflow.

The Pichola and Fatehsagar lakes will be described along with Udaipur city.

*Mountains and Hill Ranges.*—The Aravali mountains extend from Ajmere through Merwara into Mewar near Dewair in latitude  $25^{\circ} 24'$  at a height of 2,383 feet above sea-level. The range extends along the Marwar border and gradually increases in height. In the Jargo Range near Gogunda the height reaches 4,315 feet. The mountains then extend over the south-western and southern portions of Mewar and cease about latitude  $24^{\circ}$ . A road was constructed about 1863 through the Desuri Pass, which permitted a certain amount of traffic through the almost impassable barrier of the Aravalis. The Desuri Pass is about 4 miles long and is very narrow.

The Ghanerau Pass lies about 5 miles south of the Desuri, and is almost entirely blocked up about one-third of the way down by a mass of rock, where there is a fort with a small guard.



The Sadri Pass south of Ghanerau contains the <sup>n</sup>Rampura Jain temples built on the site of an ancient city. Beyond Sadri there are no regular passes.

To the south of Mewar there are only two passes. One from Bansi to Dariawad and Banswara, the other from Udaipur to Salumbar and Dungarpur.

There are some hills running north and south on the east of the State near Bejeypore. The highest of these hills has an elevation of 2,000 feet above sea-level.

The country is open towards the west of Chitore. Towards the south-west of Chitore the hills are fairly high. The country is remarkable for peaks of white rocks, which give the country a remarkable appearance.

A range of high hills run south-south-east from Bara Sadri forming the western boundary of a broad valley thick with jungle.

There is also a range of hills near Jahazpur known as the Mina Kherar. South of this there are the hills near Mandalgarh, and still further south are the commencement of the Bundi Range.

*Mineral Productions.*—The Aravali mountains consists principally of granite and the valleys of quartz. There is a large marble quarry near Kankroll at Rajnagar. Slate is found in some parts of the country. Tin is said to exist, but this is doubtful. Zinc was formerly obtained at Jewar, 18 miles south of Udaipur, but the works have been abandoned for many years. In former times however smelting was carried on very extensively. In 1873 an attempt to re-open the mines was made, but was abandoned on account of the expense. Galena was discovered and contained over 10-oz. per ton of silver. At the time this proportion of silver was not considered sufficient to pay expenses, but at present it would certainly pay the cost of extraction. Iron mines are at present worked in a rude way in the Mandalgarh and Jahazpur districts, and also at Parsoli. There are old abandoned mines in various parts of Mewar, and iron ore is found in the hills to the south of the State. Copper is found in several places, and the remains of old mines exist in the Keara Nal near Udaipur. At Potlone the remains of many old lead mines are also found. Garnets and carbuncles are the only precious stones known to exist, and they are at the present day obtained from mines at Mandal and other places.

*Forests.*—Extensive bamboo jungles cover many parts of the Aravalis; but the trees are mostly stunted on the mountains.

In the valleys, and especially along the banks of the streams, many varieties of large trees are found, especially the mohwa, mango and babul. In many places there are tracts of bush and scrub jungle and most of the hill sides are well covered.

The following is the list of the principal forest trees found in Mewar :—

Native name.	Botanic name.
Bar . . . . .	Ficus Indica.
Pipal . . . . .	Ficus religiosa.
Gular . . . . .	Ficus glamerata.



Native name.	Botanic name.
Nim . . . . .	Melia Indica.
Sag . . . . .	(Teak) Tectona grandis.
Dhak . . . . .	Butes frondosa.
Bel . . . . .	Ægle marmelos.
Imli . . . . .	(Tamarind) Tamarindus Indica.
Babul . . . . .	Acacia Arabica.
Kher . . . . .	Acacia catechu.
Sisam . . . . .	Dalbargia sisoo.
Toon . . . . .	Cedrela toona.
Tendu . . . . .	(Ebony) Diospyros melanoxylon.
Amaltas . . . . .	(Indian laburnum) Catharto-carpus fistula.
Mohwa . . . . .	Bassia latifolia.
Am . . . . .	Mangifera Indica.
Ber . . . . .	Zizyphus jujula.
Khajur . . . . .	Phoenix sylvestris.
Siras . . . . .	Albizi sebbek.

The State is divided into 16 zillas, as under :—

- |                                   |                |
|-----------------------------------|----------------|
| 1. Chittorgarh.                   | 9. Bagor.      |
| 2. Mandalgarh.                    | 10. Kumalgarh. |
| 3. Jebazpur.                      | 11. Saira.     |
| 4. Bhilwara.                      | 12. Khamnor.   |
| 5. Kapasin.                       | 13. Rajnagar.  |
| 6. Rasmi.                         | 14. Sadri.     |
| 7. Hurra.                         | 15. Magra.     |
| 8. <del>Sabra</del> <i>Sahara</i> | 16. Girwa.     |

The number of the parganas however varies from time to time.

Out of the total population of Mewar the percentage of rural is 89'03 and Urban 10'97.

There was a decrease in the population of 826,203 between 1891 and 1901.

Rajputs are only about one-eleventh of the total population.

## ALPHABETICAL LIST OF CASTES AND SUB-CASTES.

Acharaj, Ahir, Baragi, Balai, Bambhi, Banaya or Mahajans :—

Agarwala, Bagarwal, Bijabargi, Chitora, Humar, Meshri, Nagda, Narsingpura, Oswal, Porwal, Saravgi, and other Banayas.

Banjara, Bard, Bhungi, Bhat, Bhil, Bhisti Bhoi, Bishnoi, Bohra, Bola, Brahman, Chakar, Chamar, Charan, Chippa, Dakote, Dangi, Darzi, Dhobi, Dhakar, Dhadi, Dholi, Dhunia, Fakir, Gadri, Gancha, Gosain, Gujar, Ganwa, Jat, Kahar, Kalal, Kayasth, Kharol, Khati, Khatik, Kasae, Khatri, Kir, Koli, Kumbhar, Kunbi, Lakhera, Lodha, Lohar, Mali, Meo, Mer, Mina, Mochi, Moghal, Moghia, Nai, Nath, Nayak, Nilgar, Od, Patel, Pathan, Rabari, Raigor, Rajput, Rawat, Sadh, Sayiyad, Sansi, Savag, Shekh, Sindhi, Sonar, Tamboli, Teli, and other castes. Christian.

*Nobles of the first rank.*

List of first class Sardars in order of rank and ~~approximate dates of their original Puttas~~

No.	Name of estate in order of precedence.	Name of Sardar and his title.	Rajput clan.
1	Bari Sadri . . .	Raj Runna Duley Singh . . .	Jhala.
2	Bedla . . .	Rawat Nahar Singh . . .	Chohan.
3	Kotharia . . .	Rawat Jowan Singh . . .	Do.
4	Salumber . . .	Rawat Onar Singh . . .	Kishnawat.
5	Bijolia . . .	Rawat Sewai Kishan Singh . . .	Puor.
6	Deogarh . . .	Rawat Bijey Singh . . .	Chandawat.
7	Begun . . .	Rawat Sewai Anop Singh . . .	Do.
8	Delwara . . .	Raj Runna Man Singh . . .	Jhala.
9	Meja . . .	Rawat Raj Singh . . .	<del>Do.</del> Chandawat
10	Amet . . .	Rawat Sheo Nath Singh . . .	Chandawat.
11	Gogunda . . .	Raj Runna Pirthi Singh . . .	Jhala.
12	Kanor . . .	Rawat Nahar Singh . . .	Sarangdevote.
13	Bhindar . . .	Maharaj Madho Singh . . .	Sagtawat.
14	Bednor . . .	Thakur Gobind Singh . . .	Rathore.
15	Bhainrorgarh . . .	Rawat Inder Singh . . .	Kishnawat.
16	Bansi . . .	Rawat Sakht Singh . . .	Sagtawat.
17	Korabar . . .	Rawat Kishore Singh . . .	Kishnawat.
18	Parsoli . . .	Rawat Lal Singh . . .	Chohan.
19	Asind . . .	Rawat Ranjit Singh . . .	Do.
20	Bunera . . .	Raja Akhey Singh . . .	Ranawat.
21	Sardargarh . . .	Thakur Sohan Singh . . .	Dodia.
22	Shahpura . . .	Raj Dhiraj Nahar Singh . . .	<del>Do.</del> Rawawat







In the Pichola Lake there are two beautiful water palaces built by Rana Jagat Singh in the seventeenth century.

The Jagmandar was occupied as an asylum by Prince Khurum, afterwards Emperor Shahjahan, when he was in rebellion against his father Jahangir.

Here also the European refugees from Neemuch were most hospitably entertained by Maharana Sarup Singh. The second water palace, the Jagnewas, covers about 4 acres of ground. It is occupied occasionally by the Maharanas and is kept in excellent order. There are also several *darikhhanas* and temples on small island in the lake.

Near the village of Arh, which is the site of a very ancient city, the cenotaphs of the Ranas are situated on a place called Mahasattian. These cenotaphs are most beautiful, particularly that of Rana Umra Singh.

There are two beautiful lakes near Udaipur city, the *Pichola* and the *Fateh Sagar*. The former, which lies immediately to the west of the town, is  $2\frac{1}{4}$  miles long by  $1\frac{1}{4}$  broad and it drains an area of 56 square miles. The main stream flowing into the lake was originally a tributary of the Arh river, but a massive dam was erected and the lake was formed. The dam is 334 yards long and 110 broad at the summit. Its height above the water is 37 feet. It is adorned with several small temples and carved marble images. In 1769 the original embankment gave way and great damage resulted. The dam was re-constructed, but in 1875 fears were entertained for its safety. It, however, withstood the heavy rainfall of that year, and as it is very massive there is no probability of another disaster. The island palaces in the Pichola have been already referred to.

The other lake the, Fateh Sagar is distant about one mile from Udaipur. On this site there was an ancient tank called the Dewali. This small tank fell into disrepair, but the State Engineer, Mr. Campbell-Thompson, carried out successfully a project for the formation of a large lake. This is called the Fateh Sagar after the present Maharana Fateh Singji. The dam is named the Connaught bund in memory of the visit of His Royal Highness the Duke of Connaught in 1886. This bund was finished in 1900, and is 2,800 feet long and 56 feet broad at the summit. The greatest depth of the lake is 35 feet. There is an irrigation canal opening from the Fateh Sagar which irrigates about 1,000 bighas of land. The two lakes are connected by a canal with locks, through which boats can pass.

On the ground beneath the embankment of the Fateh Sagar there is a small palace, erected by the present Maharana Fateh Singh, called the *Sahelion-ki-Bari*. The gardens are very beautiful and are properly looked after. In these gardens there are many magnificent fountains. The *Sahelion-ki-Bari* are situated about one mile from the Residency.

#### DRAINAGE.

A small part of the drainage of Udaipur flows westward into the Pichola Lake. The greater part however flows towards the east into the Arh river. On each side of the principal street there is a large surface drain. The drainage is quite effective inside the city but a considerable amount of water lodges near the Raj Gardens.



### WATER-SUPPLY.

People who live on the western side of the city obtain drinking-water from the Pichola Lake. The remainder of the city is supplied from the wells and *baoris*. There are very few wells, but there are many *baoris*. The water from the latter is necessarily bad, because the people who descend the steps wash their bodies and clean their cooking utensils in the water of the *baoris*. The great frequency of *guinea-worm* in Udaipur is certainly due to the fact that most of the drinking-water is obtained from these *baoris*.

There is always an abundant supply of drinking-water, but, as mentioned above, its quality is not good.

There has been no chemical or bacteriological examination made of the water from any of the lakes, wells or *baoris* at Udaipur.

### SANITATION.

Previous to the time of Maharana Sujjan Singh there were no sanitary arrangements in Udaipur, and the city must have been very dirty indeed. He introduced some sanitation. A staff for cleaning and sweeping the roads was established and the sanitary arrangements were placed under the control of the police. Afterwards a pensioned hospital assistant was appointed by the present Maharana, but he was dismissed from his post in 1900.

The following sanitary staff is at present employed :—

One Inspector, one head constable, one constable, 154 sweepers, 10 patels, one chief patel, 14 refuse carts, and 13 night-soil carts.

The refuse is thrown into a deep pit at about one mile from the city. The cultivators who formerly refused to employ refuse as manure are now anxious to obtain it for their market gardens and fields. In the large houses there are *pukka* latrines, in many of the smaller houses there are *kutchha* latrines, but most houses have none. The latrines are all of them most insanitary, particularly the *pukka* ones in the large houses. The poorer people make use of *badas* or open spaces; there are 12 of these, which are cleaned by Raj sweepers twice a day. Within the city there are no public latrines or urinals, the result is that the back streets of Udaipur are most insanitary. In some private houses latrines are cleaned by sweepers paid by the owners. Most of the people however decline to go to the expense of paying sweepers.

The principal streets are swept twice a day, and are very clean. The back streets are in a filthy condition, and this is principally the result of the insanitary state of all the large *pukka* houses in which the well-to-do inhabitants live. I believe many of these houses are never cleaned.

### LIGHTING.

The town is lighted by kerosine-oil lamps. The number of lamps is 154, all kept up at the Raj expense as there is no municipality. The expenditure during 1903 was :—

Cost of oil lamps, etc.	} Total Rs.2,040-2-0.
Cost of establishment	

## MARKETS AND FOOD.

The market for grain is held in one of the principal streets in the city called the Mandi. The usual dirty custom of spreading the grain out in cloths prevails. There has always been an abundant supply of food in Udaipur except during the famine year 1900. There is an abundance of fresh vegetables all the year round, which are obtained from the numerous market gardens near the city. These vegetables and fruits are sold in various parts of Udaipur.

There is no special meat market inside the city. People who require meat purchase it from butchers who slaughter animals outside.

In the main street of the city, which extends from the *Hathipol* to the palace, the principal bazar is situated. This street consists nearly altogether of shops in which cloth, brass-wares and cutlery are sold.

## DISPOSAL OF THE DEAD.

There is one Christian graveyard close to the Residency. There are numerous places outside the city where Mahomedans are buried. Inside the city walls the Bohras have one graveyard and the Sindhis another.

The bodies of the Hindus are nearly all burned at the burning ghats on the banks of the River Arh, about 1 mile from the city. The bodies of the deceased members of the Udaipur reigning family are burned close to the Raj cenotaphs near the village of Arh. These cenotaphs are celebrated as being almost the grandest in all India.



Statement showing the price of staple food-grains from 1st January 1894 to 31st December 1903.

YEARS.	WHEAT.		BARLEY.		JAWAR.		MUKKI.		REMARKS.		
	Seers.	Chataks.	Seers.	Chataks.	Seers.	Chataks.	Seers.	Chataks.	Comparative rates.	Death rate.	Sickness.
1894	14	11	36	2	27	14	30	7	Very cheap.	Very low.	Healthy.
1895	14	7	24	9	24	5	27	2	Cheap.	Low.	Healthy.
1896	10	9	16	11	18	7	21	10	Moderate.	Very high.	Unhealthy (cholera epidemic)
1897	10	13	13	12	14	1	15	8	High.	Low.	Healthy.
1898	13	8	19	6	21	3	23	2	Moderate.	High.	Healthy.
1899	8	11	15	4	16	2	17	3	High.	High.	Healthy.
1900	8	13	10	6	11	4	11	8	Very high famine year.	Exceedingly high.	Very unhealthy (cholera epidemic.)
1901	10	11	14	3	15	2	15	8	High.	High.	Fairly healthy.
1902	11	10	15	7	16	1	17	2	High.	Low.	Healthy.
1903	11	12	21	3	29	5	30	11	Very cheap.	Very low.	Healthy.
Average	11	9	18	11	19	6	21	10			





— PLAN OF LANSDOWNE HOSPITAL —

— LOWER STORY —

A	Operating Room.
B	Waiting Room.
C	Dispensary.
D	Hospital Assistants Office.
E	Consulting Room.
F	Superintendents Office.
G	Female Ward.
H	Medicine Store.
I	Female Ward.
J	Ward.
K.L.M.	Latrines.
N.O.P.	Eye Wards.
Q	Male D <sup>o</sup> .
R	Sepoy D <sup>o</sup> .
S	Bhil D <sup>o</sup> .
T	Casualty House.
1	Hospital assistants.
2	Sweepers house.
3	Latrines.
4-5-6-7	Servants Houses.
8-9	Cook Rooms.
10-11	Dressers houses.
12	Godowns.
13	D <sup>o</sup> D <sup>o</sup> .
14	Stable.
15	Coach shed.
16	Prisoners Ward.

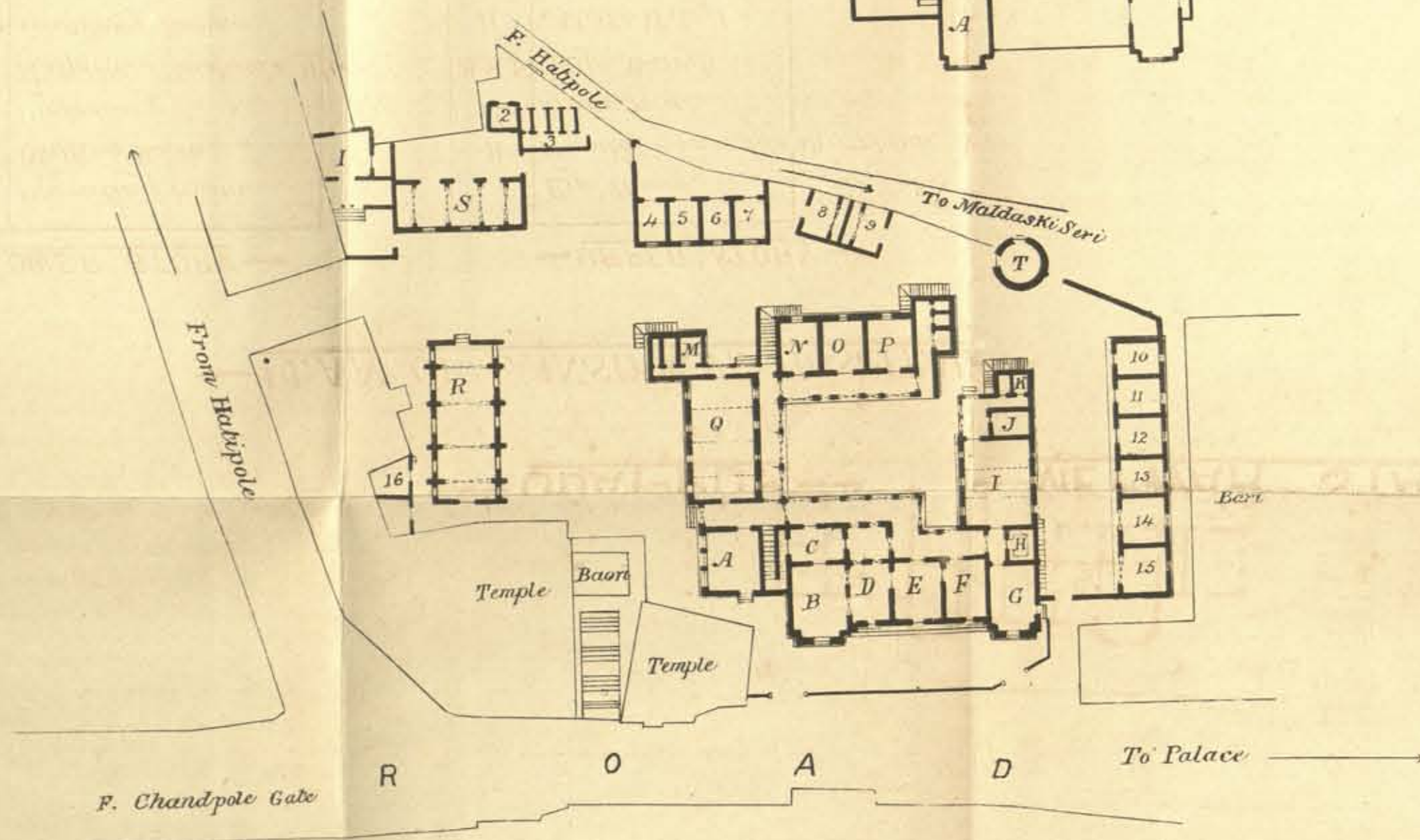
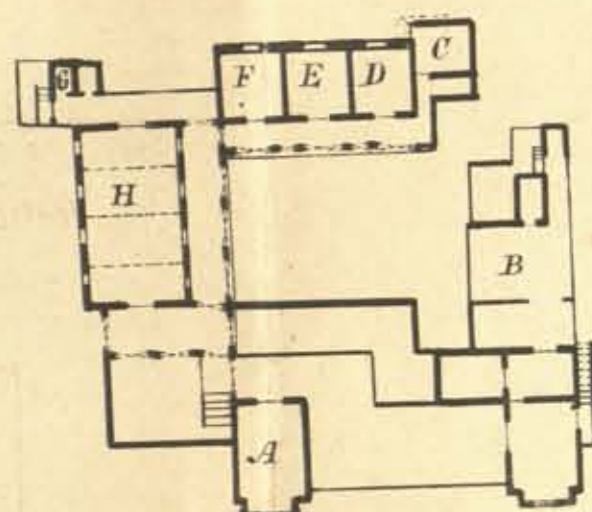
— UPPER STORY —

A	Eye Room.
B	Hospital assistants Quarters.
C.G.	Latrines.
D.E.F	Eye Ward.
H	Male Ward.

Scale 40 ft. = 1 Inch



Upper Story



Civil Engineer Office

Nusrat Ally D<sup>o</sup>

D<sup>o</sup> 25-8-1904.



## SLAUGHTER-HOUSES.

There are no slaughter-houses within the city. Outside there is one slaughter-house, near the Residency, and another near the Sarup Sagar. There is no proper supervision of these slaughter-houses.

## RECREATION.

In the Raj Gardens (Gulab Bagh) there are recreation grounds where Cricket, Foot Ball, Lawn Tennis and Croquet are regularly played. The Raj Gardens are amongst the largest and best in India. They cover an area of one hundred acres.

There is a splendid Cricket ground and also fine Lawn Tennis and Croquet grounds.

The Victoria Hall, with a statue of Her late Majesty Queen Victoria, was erected by Maharana Fateh Singh in 1890 A.D. to commemorate the first jubilee of Her Majesty. In connection with the Victoria Hall there is a Library and Museum, which are extensively used by the inhabitants of Udaipur.

The principal festivals in Udaipur are the *Gangor*, the *Dasserah*, *Holi*, *Dewali*.

There are no recreations carried on by the *Sirdars* of Mewar of late years. They have abandoned all kinds of recreations, and cannot be induced to play any such game as Polo.

## MEDICAL AID.

The indigenous medical aid comes from *Baids*, *Jatis*, (Jain priests, who practise medicine), and *Babas* who are all Hindus, but practise medicine amongst the general population.

The Musalman practitioners are called Hakims and Jarrahs, but they are willing to give their services to the Hindus if called in.

Poisons are permitted to be sold without any State interference.

Poisoning is, it is to be feared, extremely common, and is partly due to the fact that the State declines to interfere in the sale of poisons.

The following Hospitals are situated in Udaipur:—Lansdowne Hospital, Walter Hospital, Residency Hospital, Jail Dispensary, and the Presbyterian Mission Hospital.

## THE LANSDOWNE HOSPITAL.

This hospital, situated inside the city near the Hathipol, was built by Mr. Campbell-Thompson and was opened in 1894. It is a handsome square two-storeyed building with a quadrangle inside. There is accommodation for sixty in-door patients, both male and female.

The usual number under treatment is about 40. There are in addition three detached wards for the accommodation of the police, prisoners and Bhils. There are two hospital assistants attached to the hospital, who are provided with quarters. The cook-houses and quarters for hospital servants are situated to the east. In the compound there is also a *post-mortem* room.



## WALTER ZENANA HOSPITAL.

This Hospital for women was instituted by His Highness Maharana Fateh Singh and was placed under the superintendence of the Dufferin Fund. It was built from the designs of Mr. Campbell-Thompson and was opened in the year 1888.

It was named after Colonel Walter, who was formerly Resident in Udaipur, and was afterwards Agent of the Governor-General in Rajputana.

The following report on the institution has been supplied by Miss Graham, the Lady Doctor in charge.

The attendance in both *in and out patients'* departments during the last five years has gradually increased, allowing for the increase which was most marked in the year 1900 owing to the famine of that year, the outbreak of cholera during the month of May, and then an epidemic of fever, dysentery, and diarrhoea during the latter part of the year.

The Hospital, situated as it is, just below the battlements of the Palace, is, I should think, inconvenient for a great many of the inhabitants of the city to attend, and might be more popular if it had been more central. Besides, the people here are very conservative; there are a great many different castes and each guards its religious rites very zealously; this makes working among them much harder than it would otherwise be. European methods of treatment do not seem to appeal to them very forcibly; this is most marked as far as surgery is concerned. However, as the services of a Hospital Assistant could not be obtained for a long time, and there was no competent person to help at operations, only minor surgical operations have been performed.

The *Hospital Staff* remains just the same; *vis.*, a compounder, quite illiterate, who helps to dispense medicines; she has been working in this capacity since the hospital was built, and is too old to learn more than she has been used to.

The girls of this State are not educated enough, and do not seem to care to work; hence I have not succeeded in getting any one with sufficient primary education who could learn compounder's work; women from other places will not come on the salary offered, *vis.*, R10. There are two nurses and two ward-women on R5 Udaipuri and R4 Imperial each, respectively. I dismissed a couple of them, but found that the new ones were not any better than their predecessors, who had been working here since the hospital was opened.

There is a Munshi who makes up the accounts and writes the Hindi letters. All correspondence with the Mehmakhas has to be carried out in Hindi, which is the language most in vogue here.

The services of a Hospital Assistant on R30 were obtained during the second half of the year 1898, and first half of the year 1899. She did not get on at all well with the Hospital Staff, and was not popular among the patients. She got married and left her appointment. Major Pinhey, the British Resident here, very kindly addressed His Highness the Maharana on the subject of the Hospital Assistant's salary, and it was raised to R60. Mrs. E. George has been working as Hospital Assistant since the 12th August last. She has all along been dissatisfied with her appointment and has sent in her resignation.



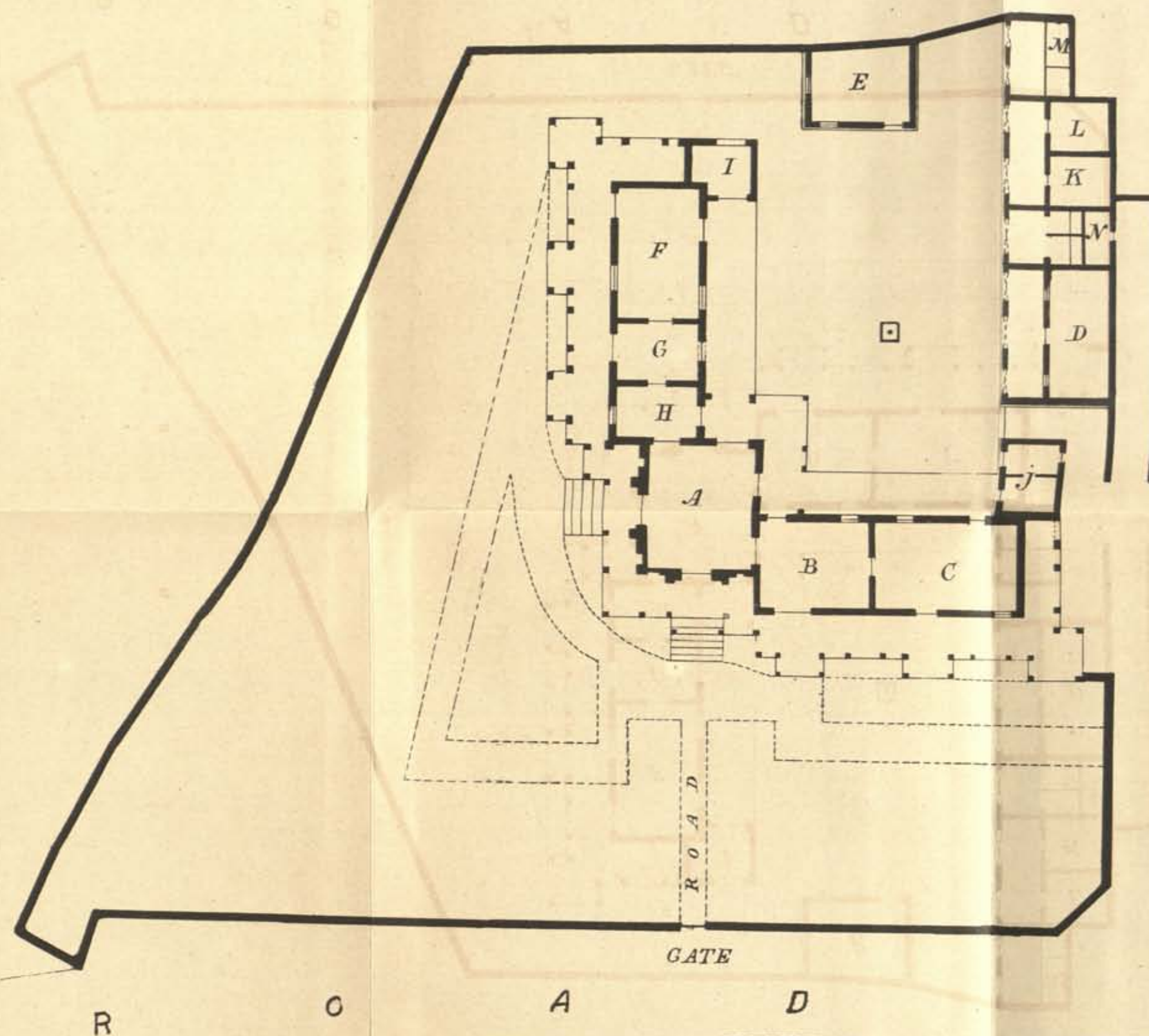
—UDAI—PUR—

—MEYWAR STATE—

—PLAN OF WALTER HOSPITAL—

—Scale 20 ft = 1 Inch—

20 15 10 5 0 20 40 50



A	Office.....
B	Ward.....
C	D <sup>o</sup> .....
D	D <sup>o</sup> .....
E	D <sup>o</sup> .....
F	Hospital assistants Room.....
G	Operating Room.....
H	Dispensary.....
I	Hospital assistants Cook house.....
J	Bath & Choukidars Rooms.....
K & L	Store Room.....
M	Cook Room.....
N	Latrine.....

Civil Engineer Office

Nusrat Ally D<sup>o</sup>

Dt 25-8-1904





She was disappointed at not having separate quarters (one of the wards has to be given up to accommodate the Hospital Assistant, consequently there is less room for patients), and complains of the place being dull and the people very hard to get on with. It is a great help to have a Hospital Assistant and to know that there is a reliable person to look after the in-patients, especially during my absence, as my bungalow is about two miles distant from the hospital. Out-patients too can be better attended to, as they come for treatment at all hours and quite late into the afternoon. All cases are admitted except specific cases, which are treated in the out-patient department only, so that there should not be any hindrance to the better classes of women coming to the hospital. For all this, I find that they do not come for treatment; perhaps another reason is, that the hospital, being overlooked by the Palace, is not strictly private enough.

My hospital women visit many patients at their homes, but they do not give me a correct idea of the number of cases they attend, hence no record has been kept of these cases. I find, as a rule, that I am sent for when the case is hopeless, after the *Hakims* and *Dhais* have been given full trial; the cases attended at their homes, both obstetric and otherwise, are very unsatisfactory to treat.

There are 24 beds in the hospital, but when there is a Hospital Assistant, only twelve patients can be comfortably accommodated.

The following is a tabular form of in and out patients treated and operations performed in the Hospital :—

Year.	No. of in-patients treated.	No. of out-patients treated.	Operations.
1899 . . . . .	181	3,068	54
1900 . . . . .	190	3,659	64
1901 . . . . .	105	2,468	63
1902 . . . . .	141	2,894	79
1903 . . . . .	109	2,980	42
1904 . . . . .	101	4,494	69
(Up to the end of September.)			

*Prevailing diseases.*—Malaria has generally been very prevalent during the rainy months and has in some years extended throughout the year. September and October are decidedly feverish months. There are a great many cases of dysentery and diarrhoea too during the monsoons. On the whole the city is fairly healthy during the greater part of the year, judging by the cases that come to the hospital. Infant mortality is rather high. Teething goes very hard with the little ones. Respiratory diseases are common during the cold months; many cases of pneumonia and bronchitis occur at the beginning of the cold weather; patients do not seem to realize the need for greater care when the weather begins to change. Skin diseases are very common, ulcers making up the greater part of them, very bad forms of ulcers are seen, and they are mostly of the sloughing variety. Guinea-worm is very common here; some cases come to Hospital, but I have seen more outside.



1899.—was a fairly healthy year. There was very little Malaria; an unusually large number of skin diseases were treated.

1900.—The number of patients treated in both departments was increased, as shown by the annual returns. There was an epidemic of cholera during the months of May and June, but no cases were admitted into this hospital, as a special Cholera Hospital was built; the daily attendance was less during these months. Famine was rife during this year and carried off a great number of the inhabitants, but suffering poor could always obtain help at the poor-house. There was an epidemic of fever, diarrhoea, and dysentery during the months of August, September and October. Many cases of malarial cachexia came under treatment, most of these accompanied by *adema*, and in many the spleen was enormously enlarged. An unusually large number of skin diseases too were treated during this year.

1901.—This year was fairly healthy, except during the months of September and October, during which there were more than the average number of fever cases. The hospital was closed for two months during my absence on leave, as there was no hospital assistant to carry on the work. I was first called to attend at the Palace during the fatal illness of the late Princess. Since then I have very often been called to the Palace on professional visits.

1902.—There was an increase in the number of patients treated in both departments. No assistant and no trained compounder had as yet been obtained. There was an increase in the number of malarial cases and skin diseases, the former occurred, as usual, in the later months of the year, just after the monsoons.

1903.—Malaria prevailed during the whole of this year. The number of cases was very greatly increased during the last two months of the year, which was rather unusual, as the number of these cases fell very rapidly in November.

There was a decrease in the number of in-patients treated and a slight increase in the out-patient department. The hospital was closed for three months during my absence on leave. Skin diseases, as usual, made up a large number of the cases treated as out-patients.

A class for *Dhais* was started in July 1902, which seven pupils attended. It was discontinued this year owing to no assistance being rendered (models, etc.), which were very essential, as the number of accouchement cases treated in hospital is limited.

1904.—The increase in the out-patient department has been marked since the beginning of the year and has continued throughout. The number of malarial cases treated was very high during the first three months. They continued on from last year without a break; from April the numbers fell rapidly. A fair number of skin diseases have been treated. Unfortunately, plague has broken out in the city this month and has created a great scare. People are leaving the city daily in large numbers. The attendance at my hospital has fallen off greatly. No cases of plague have as yet attended my hospital.

*The Residency Hospital.*—This small hospital was opened in 1888 for the accommodation of persons living near the Residency and for the sepoy's of the Resident's escort. There is one hospital assistant attached to the hospital who is provided with quarters. The attendance is small as the majority of patients prefer going to the



Lansdowne Hospital. This hospital replaced a small dispensary which had been in existence for many years.

*Jail Dispensary.*—There is a small dispensary at the Central Jail, under the charge of a hospital assistant, for the accommodation of sick prisoners and jail servants. It is situated in an upper storey in a detached part of the jail.

The following notes regarding Medical Missionary work have been furnished by the Rev. Dr. Shepherd :—

Medical Mission work in Mewar dates from November 1877, when the Reverend Dr. Shepherd was sent down by the Council of the then United Presbyterian Church of Scotland's Rajputana Mission to commence Missionary operations in Udaipur City. The Mission at first encountered considerable opposition, but by and by the goodwill of the people was secured, and old prejudices happily removed. To the late Rao Bahadur, Rao Bakht Singh, C.I.E., of Bedla, is due the credit of lending a helping hand to this enterprise, and of bringing it to the notice of His Highness Maharana Sajjan Singh. It was to the Rao Sahib's unvarying sympathy and assistance that the initiatory part of the work was brought to a successful issue. The first dispensary was opened in a *Nohra* belonging to Kewal Ram, in the *Dhan Mundi*, where for several years medical work was carried on. As the proprietor refused to execute certain necessary repairs for the comfort and convenience of the patients and the staff, the Hospital and Dispensary were transferred to a larger *Haveli* in the *Bhateyani Choutha* section of the city, but even here for many years the work was carried on fairly successfully with considerable difficulty. The building itself was not at all suitable for hospital purposes, so we had to make the best of the circumstances and work on. It was in the year 1883 that we saw the prospect of having all these difficulties removed and a building erected adequate to the ground and requirements of the hospital.

The Theological Students' Missionary Association in connection with the United Presbyterian Divinity Hall resolved to collect money in Scotland for this purpose. Over Rs25,000 were collected, and the present large and commodious hospital, designed and built by Mr. Campbell-Thompson, Executive Engineer, Mewar, is the result. The site, which is an admirable one, is in the *Dhan Mundi* quarter of the city, with a frontage to the main bazar. The site was kindly given by the present Ruler of Mewar in accordance with the wish and order of the late Maharana Sajjan Singh, as a grateful recognition of the valuable medical services rendered him by the Rev. Dr. Sommerville, when in charge of the Mission here, during a serious and prolonged illness.

The hospital was opened in 1886 by His Highness the Maharana Fateh Singh, G.C.S.I., who was pleased to bestow on the building the name it now bears "The Shepherd Mission Hospital." The hospital has 64 beds and consists of an administrative block facing the bazar, consisting of consulting-room, waiting-room, dispensary, and surgery with two wings extending behind for male and female in-patients. The block behind and at right angles to the administrative block, is a two-storeyed building composed of the surgical wards. On the ground floor are five wards capable of containing two patients each, and above are the drug store-room, the large operative theatre and an eyeward.



increased from 8 to their present number 20. Each Jagirdar also maintains a vaccinator for his estate.

Two vaccinators carry on work in Udaipur city during the entire year. The district vaccination is done from September to the end of April. The great majority of population have been vaccinated, but re-vaccination is seldom permitted. The people are pleased with vaccination and small-pox has almost disappeared from the State.

From 1894 to 1897 lymph was obtained from young buffaloes. Since 1898 this has been discontinued. During the cold season the vaccination work is inspected by the Residency Surgeon and the Native Superintendent.

Statement of Vaccination in the Native State of Mewar from 1886 to 1903-04.

Period.	ALL VACCINATION.			PRIMARY VACCINATION.		REVACCINATION.		EXPENDITURE.			REMARKS.
	Males.	Females.	Total.	Successful.	Unsuccessful.	Successful.	Unsuccessful.	R.	a.	p.	
1886-87	2,267	2,216	4,483	4,265	205	7	6	616	0	0	
1887-88	3,895	3,790	7,685	7,373	266	20	26	1,400	0	0	
1888-89	5,713	5,330	11,043	10,675	336	8	24	1,151	0	0	
1889-90	6,109	5,500	11,609	11,207	399	1	2	1,906	0	0	
1890-91	7,267	6,605	13,872	13,663	209	...	...	2,086	0	0	
1891-92	6,977	6,206	13,183	13,050	132	...	1	1,917	0	0	
1892-93	8,474	7,686	16,160	15,880	279	1	...	1,925	0	0	
1893-94	8,200	7,214	15,414	15,285	128	1	...	1,873	0	0	
1894-95	10,396	9,200	19,596	19,507	86	3	...	1,868	0	0	
1895-96	11,337	9,644	20,981	20,928	46	3	4	2,059	0	0	
1896-97	10,928	10,009	20,937	20,894	39	2	2	2,185	6	0	
1897-98	12,071	10,734	22,805	22,744	59	1	1	2,107	11	0	
1898-99	12,536	11,148	23,684	23,619	61	4	...	2,215	7	0	
1899-1900	10,628	9,650	20,278	20,271	0	4	3	2,118	8	0	
1900-1901	6,039	5,271	11,310	10,896	23	389	2	2,002	4	6	
1901-02	6,728	5,252	11,980	11,910	39	27	4	1,802	8	0	
1902-03	8,593	7,055	15,648	15,495	141	12	...	1,846	15	0	
1903-04	8,970	7,782	16,752	16,668	84	...	...	2,128	9	0	
Total	147,128	130,292	277,420	274,330	2,532	483	75	33,218	4	6	



## JAILS.

In Mewar there is one Central Jail under the supervision of the Residency Surgeon who acts as the Superintendent of the Jail. There is under him one *Darogha* who supervises all details.

The Central Jail is situated close to the Udaipol gate outside the city walls. It was established in 1888 on the site of an old fort, formerly belonging to the Rao of Salumber one of the principal Sirdars of Mewar. Since then there have been many improvements and the general condition of the Jail is now in most respects satisfactory. In former times the prisoners were confined at the *Morella* fort near the Delhi gate, and also at the *Shumshereghar*, and at a prison near the Palace.

There were about 250 or 300 prisoners confined in each of the above prisons under very lax supervision and most insanitary arrangements. The medical arrangements were especially unsatisfactory. On account of the constant complaints of the health and bad treatment of the prisoners in these old forts it was determined by the present Maharana Fateh Singh to form a properly controlled Central Jail under the management of the Residency Surgeon.

This was done in 1888 when Dr. French Mullen was Residency Surgeon, and several hundred prisoners were transferred to the newly formed Central Jail. Mr. Campbell-Thompson, the State Engineer, constructed 5 doublestoreyed barracks which were completed in 1888, and which afforded accommodation for 290 prisoners. A dispensary with a Hospital Assistant was at the same time opened. A large, separate enclosed quarter was afterwards constructed for under-trials, but is at present utilised for the accommodation of female prisoners. As the number of prisoners sent to the Central Jail was much greater than there was room for, the health of the inmates for several years was very unsatisfactory. It was represented to the Mewar Durbar that the Jail ought to be enlarged. This was ultimately done in 1900, when a new double-storeyed barrack and large workshops were built. Since then the general condition of the Jail has been satisfactory. It is extremely clean and the ventilation of all the barracks is excellent.

The water-supply is also very good. Part of this is obtained from the Pichola Lake through pipes, and is filtered. The remainder comes from the Jail garden well which is an excellent one.

In 1904 the female prisoners were removed from their old quarters which were given to juvenile prisoners who are now kept entirely separate. There is at present accommodation for 458, but this number is generally exceeded.

The industries carried on in the Jail are :— the making of carpets, *durries*, *gasi* cloth, blankets, ropes, paper, and pottery.

There is a large garden which supplies a sufficient quantity of vegetables for the prisoners, and is watered by a magnificent well.

There are annual releases of prisoners on certain anniversaries. There is a special Jail guard consisting of 65 men.

About 130 prisoners are daily employed on extra manual labour.

The diet and clothing supplied to the prisoners is sufficient. Bedsteads are given to prisoners in hospital. The remainder of the prisoners sleep on earthen bunks.



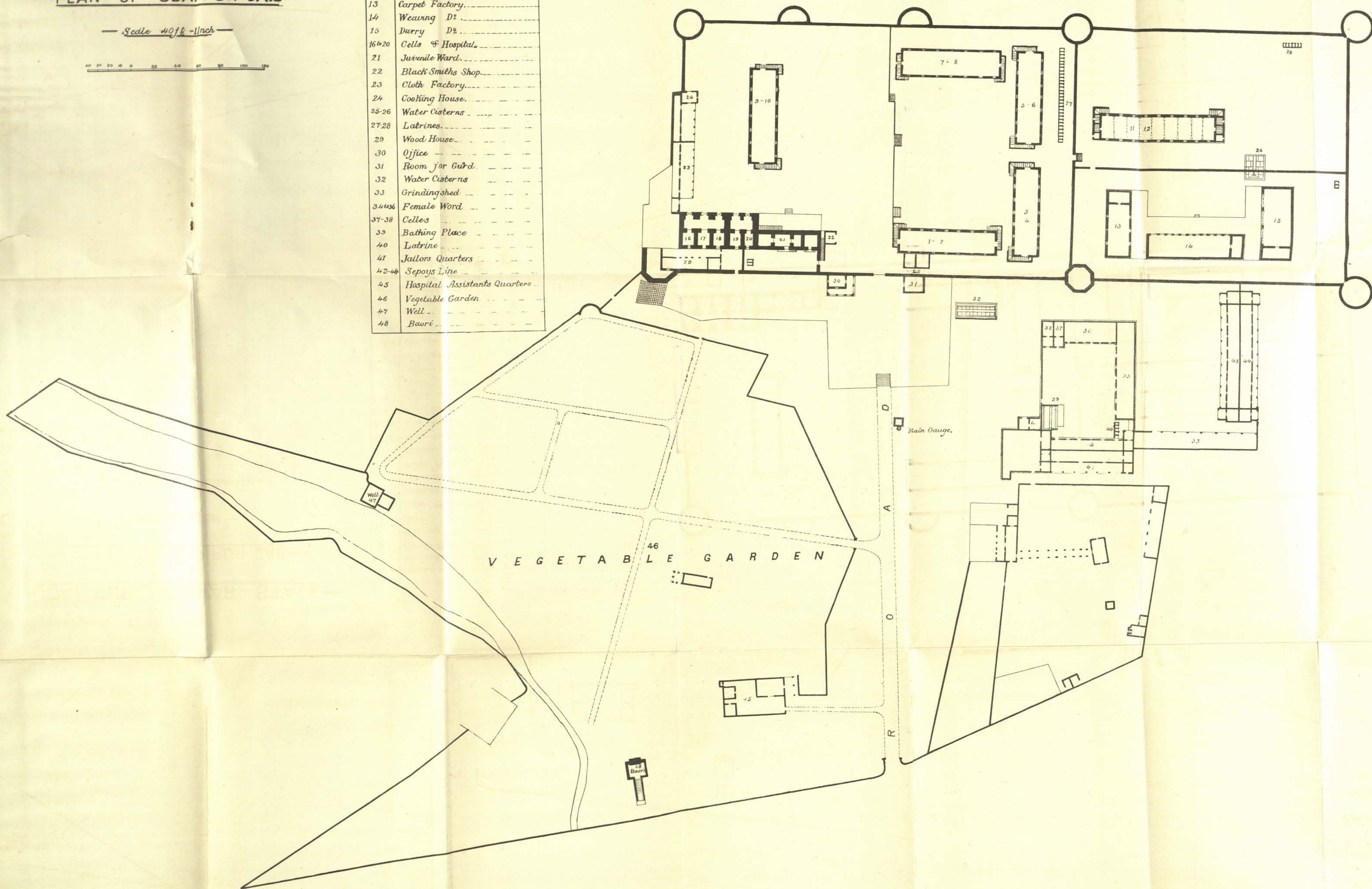
# —UDAI-PUR MEYWAR STATE—

## —PLAN OF UDAI-PUR JAIL—


Scale 40 ft. = 1 inch

40 30 20 10 0 10 20 30 40 50 60 70 80 90 100 110 120

1 to 12	Barracks
13	Carpet Factory
14	Weaving D <sup>s</sup>
15	Durrie D <sup>s</sup>
16 to 20	Cells & Hospital
21	Juvenile Ward
22	Black Smiths Shop
23	Cloth Factory
24	Cooking House
25-26	Water Cisterns
27-28	Latrines
29	Wood House
30	Office
31	Room for Guard
32	Water Cisterns
33	Grinding shed
34-36	Female Ward
37-38	Cells
39	Bathing Place
40	Latrine
41	Jailors Quarters
42-44	Sepoys Line
45	Hospital Assistants Quarters
46	Vegetable Garden
47	Well
48	Baori









There are 7 solitary cells, but these are very seldom used. The *Hawalat* near the Post Office has been the cause of considerable trouble on account of its overcrowded state and want of proper supervision. This *Hawalat* is now empty. At the head-quarters of each district under the *Hakims* there is a small Jail. These district Jails are not properly managed. A plan of the Central Jail is given.

## EDUCATION.

### A SHORT HISTORICAL ACCOUNT OF EDUCATION IN MEWAR.

The Ranas of Mewar have always patronised education.

During the 18th century, owing to the Mahomedan and Mahratta wars, education was at a standstill. When times became settled many indigenous schools were opened by private individuals. These schools were for the most part under the charge of *Jatis*, and *Bhattaraks* (*Fain Priests*).

In 1863 Maharana Shambhu Singh founded the Udaipur State School then called "Shambhuratna Patshalla" afterwards named the High School. This school consisted of three departments, Sanskrit, Hindi and Persian.

Mr. Baird was appointed Head Master, and an English department was added. A course of study for each department was drawn up by Mr. Baird, and approved by the late Maharana Sujjan Singh.

The students were grouped into different classes.

Two branch schools (Kushalpole and Brahampuri) were established under him.

Two vernacular primary schools, at Bhilwara and Chitore, were opened under the supervision of Mr. Ingles who was at that time Opium Agent in Mewar.

When Mr. Baird retired in 1883, Babu *Dwarka Nath Sirkar*, of the Education Department, Central Provinces, was appointed Head Master, and he reorganised the Udaipur School after the model of the Central Provinces system of education.

Rai Sahib Hazarilal was the next Head Master appointed in 1884, and under his supervision the school has prospered exceedingly.

A half-anna cess has been levied for some years past for the support of schools and dispensaries in Mewar.

There are good Anglo-Vernacular schools at Bhilwara and Chitore.

There is a Sanskrit department attached to the High School, and also there is a branch school at *Dhan Mandi*.

There is also a Girls' School at Udaipur attached to the High School, which is superintended by a Brahmani teacher who teaches Hindi.

The following notes with regard to Missionary Schools have been supplied by the Rev. Dr. Shepherd :—

From the very commencement of Mission work in Udaipur, it was seen that a Mission to be at all successful must carry with it as a necessary branch of its operations the education of the young. The educational work was undertaken at the request of the people themselves, some of whom had begun to see the great advantages accruing to



## KAPASIN.

This is a small town with a population of 4,300 situated near the Udaipur-Chitore Railway about 50 miles from Udaipur. It is an important trading centre. There is a dispensary outside the city where a considerable amount of work is done.

## CHOTI SADRI.

This is a small walled town with a population of 5,050 situated 13 miles south-west of Neemuch and 62 miles east-south-east of Udaipur. There are large bamboo jungle in the neighbourhood. There is a dispensary outside the town under the charge of a native Doctor.

## RASHMI.

This is a village on the river Banas about 16 miles north of Kapasin with a population of 2,311. There is a dispensary here under the charge of a Hospital Assistant.

## NATHDWARA.

Nathdwara is situated about 30 miles north-north-east of Udaipur from which there is a good road. It is a walled city on the right bank of the Banas about 30 miles from Udaipur. This city is famous throughout India as it contains the shrine of Krishna which was worshipped in Muttra since the eleventh century B. C. and is on this account a great place of pilgrimage for people from all parts of India. About the year 1671 the god was conveyed from Muttra to Mewar by Rana Raj Singh when the chariot which conveyed the idol was crossing the sands of the river Banas it stuck fast and could not be extracted. The Brahmin in charge declared the god had decided to go no further. It was then ordered that a temple should be built on the spot. The large town of Nathdwara has grown up round the temple thus constructed.

No blood of animals is allowed to be shed in the neighbourhood of the shrine. The town of Nathdwara is unusually clean for a Rajputana town, and the Maharaj Gosainji rules the place in a very enlightened way. He has maintained a very good dispensary for several years. The population of Nathdwara is 8,915.

## SARAN.

This is a village with a population of 2,173 about 60 miles north-east of Udaipur. The large town of Gungapur belonging to the Gwalior State is distant about 2 miles. There is a dispensary in Saran under a Hospital Assistant.

## SARARA.

This is a small village with a population of 1,235 to the south-south-west of Udaipur, from which it is distant about 40 miles. There is a dispensary here under a Hospital Assistant for the benefit of the surrounding Bhil population.

*Mortality Table, Udaipur City, from 1886 to 1903.*

YEARS.	Cholera.	Small-pox.	Fevers.	Dysentery and Diarrhœa.	Bowel Com- plaints.	Snake bites.	Injuries.	All others.	Total.	REMARKS.
1886 .	...	3	175	...	42	...	23	...	244	
1887 .	6	14	960	...	3	3	1	311	1,298	
1888 .	...	14	900	...	329	8	9	229	1,489	
1889 .	...	104	1,034	...	110	2	69	195	1,514	
1890 .	...	17	924	...	360	1	5	20	1,327	
1891 .	...	26	717	...	86	2	...	16	847	
1892 .	283	12	1,139	173	...	5	...	23	1,635	
1893 .	...	8	971	123	...	2	...	26	1,130	
1894 .	...	5	1,163	64	...	3	...	39	1,274	
1895 .	...	28	1,208	103	...	5	...	63	1,407	
1896 .	620	17	1,190	200	...	5	...	21	2,053	
1897 .	...	2	1,151	32	...	2	1	168	1,356	
1898 .	...	83	1,333	39	...	6	...	284	1,745	
1899 .	...	113	1,479	25	...	4	2	119	1,742	
1900 .	1,786	22	3,554	262	...	...	...	63	5,687	
1901 .	...	...	1,757	13	...	...	...	31	1,801	
1902 .	...	1	1,185	7	...	...	1	46	1,240	
1903 .	...	3	995	3	...	1	2	81	1,085	
TOTAL .	2,695	472	21,836	1,044	930	49	113	1,735	28,874	

The figures given in the above return are quite unreliable, as there is no proper system of registration.



## DISPENSARY

## STATEMENT

*Showing the diseases of In-door and Out-door patients treated in the*

1	2	GENERAL DISEASES.																	
		Small pox.	Cholera.	Dysentery.	Malarial Fever,†	Primary Syphilis,‡	Secondary Syphilis,‡	Gonorrhoea,*	Scurvy.	Worms.	Debility and anæmia.	Rheumatic affections,‡	Tuberculous diseases,‡	Leprosy.	All other general diseases.	Diseases of the Nervous System.	Diseases of the Eye.	Diseases of the Ear.	Diseases of the Nose.
1	2	3	4	5	6	7	8	9	10	11	12	13	14	15	16	17	18	19	20
1	January . . .	...	...	66	806	35	26	53	...	4	31	152	...	1	26	21	109	41	4
2	February . . .	...	...	21	504	23	16	43	1	3	16	123	...	2	22	14	87	21	4
3	March . . .	2	...	29	451	33	13	40	2	3	35	96	1	...	17	20	100	34	6
4	April . . .	1	...	43	466	19	21	44	1	4	31	101	1	1	10	24	64	42	3
5	May . . .	...	6	41	443	23	22	31	2	12	24	92	8	2	13	20	75	27	2
6	June . . .	...	2	25	393	27	14	39	1	14	17	97	...	1	17	22	55	32	3
7	July . . .	1	1	41	485	25	7	45	2	9	20	78	...	...	37	22	59	24	2
8	August . . .	...	...	73	697	21	18	42	3	5	34	63	...	1	46	29	97	41	3
9	September . . .	...	...	49	938	35	22	44	2	10	45	101	...	1	38	23	101	52	14
10	October . . .	...	...	37	1,292	19	10	46	...	3	44	62	5	...	4	57	97	36	8
11	November . . .	...	...	61	1,263	25	9	38	...	5	41	87	1	...	56	23	81	26	2
12	December . . .	...	...	89	1,179	30	14	36	...	3	29	110	1	...	78	42	72	28	5
	Total . . .	4	12	538	8,997	321	192	503	14	75	368	1,162	17	9	364	327	907	417	56
	Percentage . . .	0.01	0.04	2.09	31.30	1.13	0.68	1.79	0.06	0.27	1.30	4.10	0.07	0.03	1.29	1.17	3.53	1.48	0.09

\* Column 9.—To include all affections general or local due to the Gonorrhoeal virus

† Column 6.—To include Malarial Cachexia and Ague—cane Non-

‡ Column 13.—To include 59 Rheumatism and 778 Myalgia

§ Column 14.—To include Scrofula and (334)

|| Columns 7 and 8.—To include all affections, general

¶ Column 15.—To include Babies

## STATISTICS.

No. III.

*Residency Hospital, Udaipur, during the years from 1892 to 1903.*

LOCAL DISEASES.																					4
LOCAL DISEASES.																					
Diseases of the Circulatory System.	Diseases of the Lungs.	Other diseases of the Respiratory System.	Diarthra.	Dyspepsia.	Diseases of the liver.	Other Diseases of the Digestive System.	Diseases of the Spleen.	Diseases of the Lymphatic System.	Gout.	Diseases of the Urinary System.	Soft chancre.	Other Diseases of the Generative System.	Diseases of the organs of Locomotion.	Diseases of the Connective Tissue.	Ulcers.	Other Diseases of the Skin.	All other local diseases.	General injuries.	Local injuries.	Poisons.	Total.
21	22	23	24	25	26	27	28	29	30	31	32	33	34	35	36	37	38	39	40	41	42
2	41	297	107	82	6	228	57	10	...	2	1	21	10	82	282	216	3	3	25	2	2,855
1	22	188	61	84	1	167	27	11	...	4	...	14	3	62	223	177	2	8	29	1	1,998
...	14	178	67	68	3	194	25	4	...	5	...	11	4	42	175	142	2	4	18	...	1,439
1	11	157	101	83	5	189	33	5	1	3	1	19	5	63	182	187	3	6	19	3	1,983
1	8	149	95	111	7	177	25	8	...	4	...	12	3	51	190	179	14	1	23	7	1,907
...	8	143	96	80	3	176	18	8	1	5	...	10	6	57	164	146	9	2	19	5	1,715
2	9	153	72	87	6	177	26	2	...	2	1	21	3	50	208	132	17	7	22	1	1,668
...	34	136	118	115	7	205	29	2	...	2	5	15	30	68	201	121	10	11	16	11	2,311
1	39	135	97	11	12	251	36	4	...	2	1	18	2	91	257	156	15	2	25	6	2,802
...	41	131	71	75	8	264	42	3	...	5	10	8	2	59	218	136	6	...	13	5	2,817
...	18	236	81	87	5	243	44	4	...	5	3	16	...	62	255	148	1	8	30	2	2,976
...	31	323	104	87	4	198	52	9	...	13	3	15	8	110	250	247	6	8	32	6	2,222
8	276	2,217	1,070	1,075	67	2,468	414	70	2	59	25	180	76	798	2,615	1,687	88	60	272	45	28,293
0'03	0'19	7'81	3'79	3'80	0'23	8'72	1'46	0'24	...	0'18	0'09	0'64	0'26	2'83	9'27	7'02	0'32	0'21	0'98	0'17	09' 86

columns 7, 8, 9 and 32 will therefore include all Venereal diseases.

malaria fevers to be entered in column 16.

Rheumatic fever to be entered in column 16.

Tuberculous Eithisis.

or local due to the Syphilitic virus.

due to soft chancre.



*Return of patients treated at the Walter Zanana Hospital, Udaipur,*

			Small-pox.	Cholera.	Dysentery.	Malarial Fever.	Primary Syphilis.	Secondary Syphilis.	Gonorrhoea.	Scurvy.	Worms.	Debility and Anæmia.	Rheumatic affections.	Tuberculous diseases.	Leprosy.	All other general diseases.	Diseases of the Nervous System.	Diseases of the Eye.	Diseases of the Ear.	Diseases of the Nose.	Diseases of the Circulatory System.
January	.	.	...	...	77	1,242	35	145	1	1	7	32	115	...	...	1,097	46	168	114	2	2
February	.	.	...	...	50	978	30	124	4	2	2	22	111	...	...	745	41	204	99	4	...
March	.	.	...	...	53	894	43	133	5	4	4	18	124	1	...	698	48	333	141	3	3
April	.	.	...	...	60	715	29	164	4	6	3	20	151	...	...	1,018	56	394	141	11	1
May	.	.	...	...	71	625	24	179	9	10	11	30	148	...	...	722	47	348	153	7	...
June	.	.	...	...	73	590	40	109	15	11	4	31	142	2	...	785	56	288	163	3	1
July	.	.	...	...	81	368	41	134	9	6	7	23	144	...	...	699	37	337	139	2	3
August	.	.	...	...	121	253	44	122	8	8	...	22	150	...	...	896	29	383	140	1	4
September	.	.	...	...	82	334	46	100	1	4	9	30	111	...	...	741	31	312	163	6	3
October	.	.	...	...	61	486	37	91	3	9	4	26	85	2	...	1,051	37	221	112	5	...
November	.	.	...	...	89	711	28	101	10	3	5	27	102	1	...	1,098	40	204	111	11	...
December	.	.	...	...	54	786	37	99	2	5	2	12	83	...	...	703	27	142	121	4	1
Total	.	.	...	...	872	7,952	434	1,501	71	69	58	293	1,499	6	...	10,253	495	3,322	1,597	59	18
Percentage	.	.	...	...	1.89	17.29	...	3.25	...	...	...	...	3.19	...	...	22.30	1.07	7.22	3.47	...	...

from 1st January 1894 to 30th June 1904.

Diseases of the Lungs.	Other diseases of the Respiratory System.	Diarrhoea.	Dyspepsia.	Diseases of the liver.	Other diseases of the Digestive System.	Diseases of the Spleen.	Diseases of the Lymphatic System.	Gout.	Diseases of the Urinary System.	Soft chancre.	Other Diseases of the Genitive System.	Diseases of the Organs of Locomotion.	Diseases of the Connective Tissue.	Ulcer.	Other Diseases of the Skin.	All other local diseases.	General injuries.	Local injuries.	Poisons.	Total.
401	163	115	41	3	243	108	23	..	6	...	94	4	3	221	995	...	...	21	1	5,524
329	156	104	18	2	177	71	17	...	6	2	96	4	4	654	430	...	...	26	...	4,522
395	137	73	44	4	202	57	22	...	2	14	124	5	1	778	495	...	...	37	1	4,886
302	124	115	45	4	275	49	29	...	5	17	123	3	3	652	446	2	...	25	1	5,006
235	94	133	54	4	205	38	29	...	6	17	95	5	7	502	445	...	...	53	2	4,368
176	83	107	70	5	226	31	31	...	7	22	103	4	8	625	512	...	...	60	...	4,363
335	112	139	63	5	253	66	26	...	2	33	91	5	11	753	457	...	...	54	...	4,435
214	103	172	47	...	210	38	23	...	6	19	101	4	6	829	485	...	...	46	1	4,490
94	131	118	58	4	228	32	26	...	6	15	108	4	10	674	442	...	...	43	...	3,966
76	121	94	34	5	204	80	15	...	12	1	69	...	4	583	338	...	...	41	...	3,907
69	249	113	34	8	214	59	26	...	8	8	77	3	4	593	359	...	...	31	1	4,397
95	252	80	24	4	174	65	11	...	6	7	68	1	3	558	287	...	...	20	3	3,738
2,721	1,730	1,363	532	48	2,611	694	278	...	72	165	1,149	42	64	7,48	5,691	2	...	477	10	53,600
5.70	3.76	2.36	1.15	...	5.67	1.50	...	...	...	...	2.49	...	...	16.27	1.23	...	...	1.03	...	1.6.58

Population of Udaipur 4,76,76 as per Census, 1902.



## STATEMENT

*Showing the diseases of the In-door and Out-door Patients treated in the Sujjan and*

1		2		GENERAL DISEASES.																
Number.	Name of months.																			
		Small-pox.	Cholera.	Dysentery.	Malarial Fever.†	Primary Syphilis.‡	Secondary Syphilis.‡	Gonorrhoea.*	Scurvy.	Worms.	Debility and anæmia.	Rheumatic affections.‡	Tuberculous diseases.‡	Leprosy.	All other general diseases..	Diseases of the Nervous System.	Diseases of the Eye.	Diseases of the Ear.	Diseases of the Nose.	Diseases of the Circulatory System.
1	2	3	4	5	6	7	8	9	10	11	12	13	14	15	16	17	18	19	20	21
1	January	1	...	863	8,145	674	512	482	102	128	1,274	1,348	56	12	1,016	611	1,503	1,586	65	65
2	February	5	...	643	6,361	590	478	429	108	131	1,079	1,372	54	9	1,054	599	1,531	1,411	54	50
3	March	...	...	773	7,306	647	495	559	158	155	987	1,505	49	17	1,413	676	1,767	1,662	71	35
4	April	10	103	809	6,584	703	532	625	168	294	1,051	1,455	46	20	1,223	763	2,037	1,637	84	46
5	May	24	1,149	731	6,477	832	575	599	134	462	1,075	1,611	75	17	1,200	645	1,891	1,835	101	46
6	June	4	227	876	6,000	744	607	622	144	573	1,029	1,571	77	11	1,426	633	1,866	1,935	65	53
7	July	2	219	1,278	6,519	829	606	653	177	691	992	1,561	51	4	1,391	539	2,212	2,276	59	40
8	August	1	13	1,402	8,530	771	661	626	183	613	1,046	1,512	55	16	1,210	763	2,477	2,126	82	47
9	September	...	5	1,241	10,531	725	544	593	190	464	1,172	1,509	44	10	1,335	661	2,339	1,901	70	29
10	October	...	...	999	16,078	657	527	516	170	261	1,163	1,469	56	6	1,056	728	2,056	1,932	79	57
11	November	2	...	899	13,863	669	506	487	125	180	1,187	1,435	53	4	1,056	731	1,760	1,873	74	46
12	December	4	...	896	9,928	575	565	500	192	165	1,225	1,475	45	6	1,187	723	1,638	1,708	56	37
TOTAL		53	17,16	11,410	1,06,322	8,416	6,808	6,691	1,851	4,137	13,320	17,822	661	132	14,570	8,122	23,127	21,882	860	551
Percentage		0.01	0.33	2.14	19.86	1.58	1.24	1.26	0.35	0.78	2.50	3.34	0.13	0.13	2.73	1.53	4.33	4.10	0.17	0.40

\* Column 9.—To include all affections general or local due to the Gonorrhœal virus

† Column 6.—To include Malarial Cachexia and Ague—cane Non

‡ Column 13.—To include 59 Rheumatism and 778 Myalgia.

§ Column 14.—To include Scrofula and (334)

|| Column 7 and 8.—To include all affections, general

¶ Column 32.—To include Buboes

## STATISTICS.

No. III.

*Lansdowne Hospital, Udaipur, from the 1st January 1889 to 31st December 1903.*

LOCAL DISEASES.																					4
Diseases of the Lungs.	Other diseases of the Respiratory System.	Diarrhoea.	Dyspepsia.	Diseases of the liver.	Other diseases of the Digestive System.	Diseases of the Spleen.	Diseases of the Lymphatic System.	Gout.	Diseases of the Urinary System.	Soft chancre, &c.	Other Diseases of the Genitive System.	Diseases of the Organs of locomotion.	Diseases of the Connective Tissue.	Ulcers.	Other Diseases of the skin.	All other local diseases.	General injuries.	Local injuries.	Poisons.	Total.	
22	23	24	25	26	27	28	29	30	31	32	33	34	35	36	37	38	39	40	41	42	
1,076	4,461	1,287	1,453	122	7,408	647	67	...	128	81	128	85	1,250	5,552	4,637	106	179	945	37	48,090	
824	3,440	1,088	1,276	79	1,785	507	86	...	98	64	99	199	1,311	4,661	4,483	93	134	877	36	37,198	
795	3,484	1,230	1,457	98	2,179	577	86	...	115	80	94	88	1,298	5,466	5,116	163	159	1,095	61	41,890	
705	3,020	1,510	1,661	97	2,506	598	169	...	86	86	94	30	1,448	5,608	4,905	99	157	961	57	42,020	
515	1,959	1,836	1,659	90	2,766	632	116	1	104	99	88	27	1,717	5,085	4,433	129	191	1,040	64	52,030	
371	1,831	1,761	1,472	100	2,272	562	125	...	106	131	65	27	1,678	5,588	4,216	123	198	1,106	44	40,487	
397	2,171	1,937	1,486	109	2,408	644	102	...	113	129	88	33	1,936	6,012	4,619	171	208	1,121	44	43,967	
287	2,334	2,333	1,465	88	2,370	553	130	...	104	143	150	30	1,812	6,668	5,198	129	272	1,135	46	47,881	
287	2,467	1,693	1,348	100	2,685	657	78	...	116	119	102	24	1,584	5,626	4,882	123	164	985	44	47,526	
474	2,865	1,400	1,393	121	2,381	778	77	...	108	135	108	59	1,598	6,568	4,620	130	116	1,007	48	52,839	
565	3,302	1,279	1,447	104	2,256	829	74	...	128	119	111	76	1,467	5,503	4,521	110	127	934	34	47,996	
807	3,680	1,188	1,410	122	2,032	868	80	...	117	105	100	95	1,475	5,012	4,510	97	95	773	28	43,759	
7,103	35,019	18,542	17,564	1,230	33,136	7,912	1,190	1	1,323	1,291	1,257	813	18,574	68,347	56,140	1,423	2,000	12,009	543	535,663	
1'34	6'54	3'47	3'26	0'24	6'20	1'40	0'23	...	0'26	0'25	0'24	0'16	3'48	12'77	10'49	0'29	0'39	2'26	0'10	100'00	

\*columns 7, 8, 9 and 31 will therefore include all Venereal diseases.

†Malarial fevers to be entered in column 16.

Rheumatic fever to be entered in column 16.

Tuberculous Phthisis.

or local due to the Syphilitic virus.

due to soft Chancre.



## DISPENSARY

## STATEMENT

*Showing the diseases of the In-door and Out-door Patients treated in the*

1		3																			3	
Number.	Name of months.	General Diseases.																				
		Small-pox.	Cholera.	Dysentery.	Malarial Fevers,†	Primary Syphilis,‡	Secondary Syphilis,‡	Gonorrhoea,*	Scurvy.	Worms.	Debility and anæmia.	Rheumatic affections,†	Tuberculous diseases,§	Leprosy.	All other general diseases.	Diseases of the Nervous System.	Diseases of the Eye.	Diseases of the Ear.	Diseases of the Nose.	Diseases of the Circulatory System.		
1	2	3	4	5	6	7	8	9	10	11	12	13	14	15	16	17	18	19	20	21		
1	January . . . . .	...	...	255	2,251	57	117	103	39	16	158	421	10	19	56	95	520	306	45	3		
2	February . . . . .	4	...	186	1,653	64	117	95	41	20	124	384	32	13	64	90	548	283	39	5		
3	March . . . . .	...	...	261	1,737	79	158	86	23	25	112	412	27	22	52	117	929	380	45	10		
4	April . . . . .	1	101	250	1,543	71	162	118	35	18	119	399	26	17	42	98	1,034	327	73	5		
5	May . . . . .	...	47	288	1,555	103	183	159	32	24	128	365	60	21	78	113	747	400	68	36		
6	June . . . . .	...	70	303	1,263	81	147	140	35	63	144	394	37	13	91	95	597	358	44	9		
7	July . . . . .	...	7	296	1,113	171	121	125	46	51	106	319	65	11	41	98	546	462	78	7		
8	August . . . . .	...	2	683	1,939	73	118	105	23	65	155	340	15	8	50	112	1,027	497	35	3		
9	September . . . . .	...	...	410	3,457	73	123	96	32	55	705	371	33	12	42	103	1,110	468	54	18		
10	October . . . . .	...	...	276	4,588	83	150	103	43	50	169	338	10	12	99	91	629	405	58	8		
11	November . . . . .	...	...	267	3,758	49	89	85	26	30	152	354	34	7	76	82	611	367	81	5		
12	December . . . . .	...	...	222	2,897	46	113	127	32	23	118	366	20	15	42	79	584	318	45	6		
TOTAL . . . . .		5	227	3,705	27,754	950	1,578	1,352	407	440	1,590	4,463	370	170	733	1,173	8,882	4,641	667	115		
PERCENTAGE . . . . .			0'18	2'94	22'02	0'76	1'25	1'08	0'32	0'35	1'35	3'54	0'30	0'14	0'60	0'93	7'05	3'69	0'53	0'10		

† Column 6.—To include Malarial Cachexia and Ague—

‡ Columns 7 and 8.—To include all affections,

\* Column 9.—To include all affections general or local due to the Gonorrhoeal

† Column 13.—To include 59 Rheumatism and 778 Myalgia.

‡ Column 14.—To include Scrofula

¶ Column 33.—To include

## STATISTICS.

No. III.

*Dispensary of Bhilwara from 1st January 1889 to 31st December 1903.*

LOCAL DISEASES.																					4	5
Diseases of the Lungs.	Other diseases of the Respiratory System.	Diarrhoea.	Dyspepsia.	Diseases of the Liver.	Other diseases of the Digestive System.	Diseases of the Spleen.	Diseases of the Lymphatic system.	Gout.	Diseases of the Urinary System.	Soft chancre.	Other Diseases of the Genitive System.	Diseases of the Organs of Locomotion.	Diseases of the Connective Tissue.	Ulcers.	Other diseases of the Skin.	All other local diseases.	General injuries.	Local injuries.	Poisons.	Total.		
22	23	24	25	26	27	28	29	30	31	32	33	34	35	36	37	38	39	40	41	42		
697	587	103	280	50	533	85	76	...	92	101	119	99	712	829	1,240	9	31	414	2	10,565		
528	447	110	287	51	535	47	77	...	65	94	103	74	482	801	1,291	13	26	243	6	9,038		
440	457	81	373	45	752	70	66	...	72	97	120	92	494	795	1,413	16	44	302	8	10,222		
315	377	183	402	57	773	53	90	...	65	119	128	99	449	801	1,252	24	47	270	14	9,959		
235	213	260	495	80	790	64	75	2	94	130	179	112	645	818	1,281	24	28	351	10	10,312		
250	176	215	424	31	794	56	63	...	89	128	113	90	805	791	1,265	58	15	306	18	9,750		
189	182	158	313	63	711	48	62	...	69	129	118	93	815	864	1,472	8	12	318	14	9,410		
238	172	153	288	49	654	63	38	...	88	109	82	124	627	413	1,534	10	19	202	7	10,215		
227	198	108	313	38	691	56	79	...	80	123	122	163	697	1,077	1,297	16	17	335	...	12,232		
267	332	76	321	59	678	87	95	1	87	102	121	100	625	1,078	1,180	10	22	260	5	12,499		
359	416	78	250	51	618	49	46	...	74	65	100	109	578	952	1,242	6	26	230	9	11,342		
623	476	91	236	51	593	75	44	...	70	80	116	71	569	747	1,317	5	25	215	3	10,490		
4,378	4,033	1,521	3,983	625	8,122	753	811	3	952	1,289	1,418	1,245	7,556	9,966	15,88	99	313	3,553	96	1,20,023		
3'50	3'20	1'30	3'16	0'49	6'45	0'56	0'64	...	0'78	1'01	1'12	0'98	5'98	7'00	12'61	0'15	0'24	2'21	07	100		

cake Non Malarial fevers to be entered in column 16,  
 general or local due to the Syphilitic virus,  
 virus columns 7, 8, 9 and 32 will therefore include all Venereal diseases,  
 Rheumatic fever to be entered in column 16,  
 and (334) Tuberculous Phthisis,  
 Buboes due to soft Chancre.



## DISPENSARY

## STATEMENT

*Showing the diseases of the In-door and Out-door Patients treated in the*

1		2		GENERAL DISEASES.													LOCAL				
1	2	3	4	5	6	7	8	9	10	11	12	13	14	15	16	17	18	19	20	21	
Name of months.		Small-pox.	Cholera.	Dysentery.	Malarial Fevers, +	Primary Syphilis, §	Secondary Syphilis, §	Gonorrhoea, *	Scurvy.	Worms.	Debility and anaemia.	Rheumatic affections, †	Tuberculous diseases, §	Leprosy.	All other General diseases.	Diseases of the Nervous System.	Diseases of the Eye.	Diseases of the Ear.	Diseases of the Nose.	Diseases of the "Circulatory System."	
1	2	3	4	5	6	7	8	9	10	11	12	13	14	15	16	17	18	19	20	21	
1	January	...	...	405	3,428	77	52	83	...	3	193	473	2	2	210	173	332	238	18	15	
2	February	...	...	389	2,686	71	61	64	3	4	179	411	1	2	172	141	331	234	14	11	
3	March	7	55	238	2,799	72	61	82	4	25	153	427	55	8	238	210	534	284	18	57	
4	April	1	42	255	2,795	63	50	120	...	30	108	400	39	3	235	144	761	400	54	14	
5	May	...	35	219	2,304	107	67	92	7	73	153	454	4	2	401	153	648	284	30	17	
6	June	...	51	227	2,054	83	87	89	1	92	145	448	2	1	271	147	575	265	67	14	
7	July	...	...	450	2,038	101	73	117	2	103	150	504	2	2	250	130	888	412	12	10	
8	August	...	...	834	2,647	98	67	71	3	99	160	519	2	4	178	130	934	303	19	10	
9	September	...	...	720	3,981	74	72	61	10	90	124	512	3	5	195	204	1,095	479	55	9	
10	October	...	52	308	7,378	63	52	65	11	53	191	347	2	1	183	188	813	285	35	8	
11	November	...	...	237	6,347	74	42	72	4	22	192	425	1	...	153	118	491	215	25	15	
12	December	...	...	250	4,253	55	65	68	...	18	187	465	1	...	163	104	386	249	15	15	
TOTAL		9	215	4,542	42,701	938	749	985	45	613	1,905	5,387	215	29	2,651	1,842	7,810	3,547	354	201	
PERCENTAGES			0'15	3'05	28'66	0'63	0'50	0'66	0'03	0'41	1'28	3'62	0'08	0'02	1'78	1'24	5'24	2'45	0'25	0'14	

## STATISTICS.

## No. III.

*Dispensary of Chitorgarh from 1st January 1889 to 31st December 1903.*

DISEASES.																					4	5
Diseases of the Lungs.	Other diseases of the Respiratory System.	Diarrhoea.	Dyspepsia.	Diseases of the liver.	Other diseases of the Digestive System.	Diseases of the Spleen.	Diseases of the Lymphatic System.	Gonorrhoea.	Diseases of the Urinary System.	Soft chancre.	Other Diseases of the Genitive System.	Diseases of the Organs of Locomotion.	Diseases of the Connective Tissue.	Ulcers.	Other Diseases of the Skin.	All other local diseases.	General injuries.	Local injuries.	Poisons.	Total.		
22	23	24	25	26	27	28	29	30	31	32	33	34	35	36	37	38	39	40	41	42		
241	925	89	247	15	505	144	23	...	28	5	31	94	280	1,397	2,502	37	20	164	9	12,461		
202	693	100	238	28	484	71	28	...	24	6	33	98	244	1,155	1,987	28	11	147	10	10,361		
197	698	94	235	5	610	71	25	...	25	8	54	190	234	1,404	2,020	40	27	147	18	11,432		
94	483	325	345	13	703	157	27	...	27	9	41	143	227	895	1,910	27	25	162	28	11,557		
101	338	385	601	57	607	141	50	...	37	15	53	132	334	1,281	1,571	37	20	224	39	11,374		
60	314	321	428	8	618	153	53	...	37	15	58	150	539	1,456	1,934	38	25	207	36	11,058		
85	282	421	349	10	620	103	44	...	50	9	32	95	488	1,832	2,385	52	74	205	22	12,348		
67	321	314	317	10	618	92	29	...	29	9	23	122	417	1,683	2,218	25	18	168	18	12,545		
82	304	231	272	55	633	141	25	...	33	4	38	105	353	1,689	2,339	24	23	183	21	14,264		
81	378	162	253	88	798	88	32	...	22	6	39	125	310	1,295	1,917	12	25	173	11	16,365		
128	405	134	250	44	557	101	21	...	22	6	42	108	251	1,393	4,672	2	13	132	11	13,838		
180	612	145	212	16	479	175	28	...	29	4	31	83	254	1,247	1,888	13	17	100	10	11,821		
1,518	5,754	2,721	3,767	351	7,233	1,538	380	...	354	97	475	1,445	3,946	17,227	24,543	335	241	2,012	233	149,035		
1'01	3'88	1'82	2'52	0'23	4'88	1'02	0'25	...	0'24	0'05	0'31	0'97	2'64	11'55	75'55	0'22	0'10	1'35	0'15	100'00		

take Non-Malarial figures to be entered in column 16.  
 general or local due to the Syphilitic virus.  
 virus columns 7, 8, 9 and 32 will therefore include all Venereal diseases.  
 Rheumatic fever to be entered in column 16.  
 and (334) Tuberculous Phthisis.  
 Buboes due to soft chancre.



## DISPENSARY

## STATEMENT

*Showing the diseases of the In-door and Out-door Patients treated in the*

1		2		GENERAL DISEASES.												LOCAL				
Number.	Name of months.	Small-pox.	Cholera.	Dysentery.	Malarial Fevers.†	Primary Syphilis.‡	Secondary Syphilis.‡	Gonorrhea.⁴	Scurvy.	Worms.	Debility and anæmia.	Rheumatic affections.‡	Tuberculous diseases.‡	Leprosy.	All other general diseases.	Diseases of the Nervous System.	Diseases of the Eye.	Diseases of the Ear.	Diseases of the Nose.	Diseases of the Circulatory System.
1	2	3	4	5	6	7	8	9	10	11	12	13	14	15	16	17	18	19	20	21
1	January .	1	...	42	110	3	3	3	3	1	14	13	...	1	62	4	5	1	...	1
2	February .	2	...	34	84	3	3	6	6	4	10	14	1	2	34	6	7	1	1	...
3	March .	...	...	36	87	4	4	6	3	8	14	13	...	1	68	7	7	2	1	2
4	April .	2	...	39	90	4	5	3	6	22	14	9	...	1	26	8	7	1	...	...
5	May .	4	8	22	169	1	8	1	4	16	16	15	...	...	31	7	5	2	...	...
6	June .	1	5	33	147	4	9	2	5	29	19	32	...	...	44	6	7	2	...	...
7	July .	...	...	68	200	2	8	4	8	43	15	19	...	...	51	7	12	...	...	2
8	August .	...	6	16	259	...	9	1	9	45	10	15	...	...	66	9	5	...	...	...
9	September	...	2	163	219	3	6	8	5	34	10	21	...	...	52	2	5	...	...	...
10	October .	...	1	166	337	3	4	1	11	31	19	17	...	...	108	4	11	...	1	...
11	November.	1	...	136	237	2	4	2	12	16	12	10	...	...	115	6	8	2	1	...
12	December.	...	...	70	159	...	5	4	4	10	16	18	...	...	69	5	6	2	...	1
TOTAL .		12	22	966	1,311	29	68	40	25	259	160	105	1	5	746	27	85	13	4	6
PERCENTAGE		0.13	0.24	0.29	0.35	0.29	0.10	0.41	0.25	2.65	1.74	2.01	0.01	0.06	7.65	0.80	0.87	0.1.	0.05	0.07

## STATISTICS.

## No. III.

*Dispensary of Jail, Udaipur, from 1st January 1883 to 31st December 1904.*

DISEASES.																					4	5
Diseases of the Lungs.	Other diseases of the Respiratory System.	Diarrhoea.	Dyspepsia.	Diseases of the Liver.	Other diseases of the Digestive System.	Diseases of the Spleen.	Diseases of the Lymphatic System.	Gonorrhoea.	Diseases of the Urinary System.	Soft chancre, &c.	Other Diseases of the Genes- tive System.	Diseases of the Organs of Locomotion.	Diseases of the Connective Tissue.	Ulcers.	Other Diseases of the Skin.	All other local diseases.	General injuries.	Local injuries.	Poison.	Total.		
22	23	24	25	26	27	28	29	30	31	32	33	34	35	36	37	38	39	40	41	42		
111	80	66	12	4	23	9	...	...	9	...	2	3	29	18	7	...	...	14	...	674		
126	86	60	19	7	22	5	...	...	5	...	2	4	31	18	8	...	...	22	...	637		
131	51	45	21	14	34	8	...	...	8	...	1	9	31	20	18	5	...	14	...	67		
107	50	62	29	8	31	9	...	...	6	...	6	2	45	17	18	7	...	18	...	838		
82	38	61	17	5	39	7	...	...	6	...	3	6	54	13	12	...	1	18	1	672		
46	23	111	12	4	25	9	...	...	2	...	10	4	52	18	14	4	...	3	...	682		
43	23	147	16	4	23	5	3	...	5	...	10	6	59	20	16	...	...	13	...	817		
50	31	175	23	7	27	6	1	...	1	...	6	6	52	18	14	...	1	8	...	1,027		
33	46	129	9	14	31	8	...	...	5	...	5	2	49	16	11	5	...	5	1	925		
	57	120	7	23	24	7	...	...	5	...	5	1	42	23	10	1	...	4	...	1,112		
81	62	123	11	9	28	4	...	...	4	...	4	1	28	20	12	...	...	5	...	904		
89	104	70	8	6	31	15	...	...	3	...	2	3	25	16	11	1	1	6	...	760		
962	656	1,175	184	105	341	92	4	...	59	...	56	47	497	217	151	17	3	130	2	6,779		
9'86	6'73	11'85	1'25	1'02	3'50	0'95	0'05	...	0'61	...	0'59	0'49	5'09	2'23	1'35	0'19	0'04	1'34	0'03	100'00		

case Non-Malarial fevers to be entered in column 16.  
 general or local due to the Syphilitic virus.  
 due to the Gonorrhoeal virus columns 7, 8, 9, and 32 will therefore include all Venereal diseases.  
 778 Myalgia. Rheumatic fever to be entered in column 16.  
 cular Phthisis.  
 Chancre.



### MEDICAL CASES.

*Small-pox.*—This disease is now of very infrequent occurrence and if inoculation were prevented *small-pox* would almost disappear. The vaccination of children all over Mewar has been carried on efficiently for many years, and this is the explanation of the scarcity of small-pox as compared with former times. Naturally only a small number of cases are brought to the dispensaries and hospitals. In the Lansdowne Hospital only 53 cases were presented for treatment in 15 years.

---

*Cholera Mortality Table of Mewar State from 1885 to 1903.*

Months.	1885.	1886.	1887.	1888.	1889.	1890.	1891.	1892.	1893.	1894.	1895.	1896.	1897.	1898.	1899.	1900.	1901.	1902.	1903.	TOTAL.
January	...	...	...	...	...	...	...	...	...	...	...	...	...	...	...	...	...	...	...	...
February	...	...	...	...	...	...	...	...	...	...	...	...	...	...	...	...	...	...	...	...
March	...	...	...	...	...	...	...	...	...	...	...	...	...	...	...	...	...	...	...	...
April	...	...	...	...	...	27	...	...	...	...	...	...	...	...	...	363	...	...	...	390
May	...	...	...	...	...	2	...	230	...	...	1	554	...	...	...	2,109	...	...	...	2,896
June	...	...	...	...	...	...	...	223	...	...	...	133	...	...	...	330	...	...	...	686
July	...	...	...	...	...	...	...	136	...	...	...	23	...	...	...	217	...	...	...	376
August	...	...	6	...	...	...	...	64	...	...	...	...	...	...	...	10	...	...	...	80
September	...	...	3	...	...	...	...	13	...	...	...	...	...	...	...	...	...	...	...	16
October	...	...	...	...	...	...	21	...	...	...	...	...	...	...	...	...	...	...	...	21
November	...	...	...	...	...	...	...	...	...	...	...	...	...	...	...	...	...	...	...	...
December	...	...	...	...	...	...	...	...	...	...	...	...	...	...	...	...	...	...	...	...
TOTAL	...	...	9	...	...	29	21	666	...	...	1	710	..	...	...	3,029	...	...	...	4,465



*Cholera Mortality Table of Udaipur City from 1885 to 1903.*

Mnth.	1885.	1886.	1887.	1888.	1889.	1890.	1891.	1892.	1893.	1894.	1895.	1896.	1897.	1898.	1899.	1900.	1901.	1902.	1903.	TOTAL.	Mean.
January	...	...	...	...	...	...	...	...	...	...	...	...	...	...	...	...	...	...	...	...	...
February	...	...	...	...	...	...	...	...	...	...	...	...	...	...	...	...	...	...	...	...	...
March	...	...	...	...	...	...	...	...	...	...	...	...	...	...	...	...	...	...	...	...	...
April	...	...	...	...	...	...	...	...	...	...	...	...	...	...	...	171	...	...	...	171	9'00
May	...	...	...	...	...	...	...	...	...	...	...	546	...	...	...	1,226	...	...	...	1,772	93'26
June	...	...	...	...	...	...	...	73	...	...	...	74	...	...	...	193	...	...	...	340	17'89
July	...	...	...	...	...	...	...	133	...	...	...	...	...	...	...	186	...	...	...	319	16'79
August	...	...	...	...	...	...	...	64	...	...	...	...	...	...	...	10	...	...	...	80	4'21
September	...	...	...	...	...	...	...	13	...	...	...	...	...	...	...	...	...	...	...	13	0'69
October	...	...	...	...	...	...	...	...	...	...	...	...	...	...	...	...	...	...	...	...	...
November	...	...	...	...	...	...	...	...	...	...	...	...	...	...	...	...	...	...	...	...	...
December	...	...	...	...	...	...	...	...	...	...	...	...	...	...	...	...	...	...	...	...	...
TOTAL	...	...	6	...	...	...	...	283	...	...	...	620	...	...	...	1,786	...	...	...	2,695	141'84

*Cholera.*—There were 4,465 deaths from cholera in Mewar during the last 20 years. In Udaipur the total number of deaths from cholera was 2,695.

There were no cases of cholera in Mewar during the years 1885, 1886, 1888, 1889, 1893, 1894, 1897, 1898, 1899, 1901, 1902, 1903, 1904. The years of cholera were 1887, 1891, 1892, 1895, 1896, and 1900.

In 1887, between 14th and 18th August there were eight cases and six deaths in the Udaipur Central Jail. At Shahpura from 7th to 20th September there were ten cases and three deaths.

1890. There were 42 cases and 27 deaths in a cluster of huts near the Chitore Railway Station. At Bhilwara from May 20th to 27th eleven cases and two deaths occurred.

1891. At Chitore between 10th and 18th October 32 cases and 21 deaths occurred.

1892. This was a bad cholera year all over Mewar. The epidemic lasted from 10th May to 11th September. There were altogether 1,736 cases and 666 deaths. In Udaipur city the first case occurred on 17th June, the last on 11th September. There were 387 cases and 283 deaths.

1895. There were four cases and one death reported at Shahpura and Bhilwara. It is very doubtful however that these were cases of cholera.

1896. There was a severe epidemic this year. In Udaipur City the cholera lasted from 7th May to 9th June during which time there were 826 cases and 620 deaths. In that year the drinking water was principally taken from the Pichola Lake, which was very low, and the water was very dirty. There was also an outbreak in the Central Jail. The first case was discovered to have drunk unwholesome water.

The disease spread to 10 villages. Nathdwara was slightly affected. Altogether in this year there occurred in Mewar 1,350 cases and 710 deaths. The disease is supposed to have been introduced into Udaipur by a wedding party from Mewar, amongst whom three deaths occurred.

1900. This was the worst year on record for cholera in Mewar. The epidemic lasted from 27th April to 5th August.

Almost the whole state was affected. In Udaipur City there were 2,237 cases and 1,786 deaths. On account of the failure of the rains in 1899 the supply of good drinking water was very deficient in Udaipur and all over the country. The people were compelled to drink bad water.

In Jahazpur there were 538 cases and 307 deaths.

Kapasin	"	123	"	60	"
Nathdwara	"	402	"	123	"
Bhilwara	"	324	"	180	"

In Sarara there were	62 cases and	23 deaths.
Mandalgarh	" 138	" 52
Chota Sadri	" 158	" 72

The cholera epidemic extended to other places for which figures are not available. The total reported mortality for the whole of Mewar from cholera during 1900 was 3,029.

*Dysentery.*—Most of the cases of dysentery are mild. When complicated with scurvy they are often fatal. In 15 years at the Lansdowne Hospital there were 11,410 cases of dysentery treated out of a grand total of 535,663 which gives a percentage of 2.13. The greater number of cases of dysentery occur during the second half of the year.



*Malarial Fevers.*—These are the most important of all diseases. There occurred in the 15 years 106,322 cases out of a total of all diseases 535,663. The percentage is 19.86. The mortality is greater than for any other disease. Malarial diseases exist all the year round, but are more especially prevalent during the months of September, October, and November. As these diseases are now known to be propagated by *Anopheles mosquitos*, the correct preventive is the destruction of mosquitos. This in the present state of affairs, is, I fear, hopeless. Quinine, the great cure for the disease is supplied to all sufferers who come to the hospitals, and nearly all people now recognise its value.

*Syphilis.*—This disease, in all its varieties, is extremely common. I believe the majority of the population is affected. Since the famine year of 1900 there has been a great spread of this disease. The results in most cases are not severe, as the people affected are soon placed under the influence of mercury by the Native practitioners whom they consult in the first instance.

*Gonorrhœa.*—For this disease the people nearly always in the first instance go to the *Baids* and *Hakims* for treatment. It is very common indeed but only bad and chronic cases come for treatment to the hospital.

*Scurvy.*—This disease is not uncommon although its occurrence should be extremely rare, as the supply of vegetables and fruit in Udaipur is abundant. Most cases no doubt have occurred amongst the Bhil population. There were 1,851 cases in the 15 years.

*Worms.*—Thread worms, and round worms are of frequent occurrence specially in the months of May, June, July, and August. Tape worms are not very common.

*Debility.*—This is in most cases the result of Malaria.

*Rheumatic affections.*—Rheumatic fever is almost unknown. Many cases of rheumatism occur amongst cultivators who work day and night in wet fields. A great many of the rheumatic cases are, however, of syphilitic origin. During the rains, on account of exposure, many rheumatic cases occur. The actual cautery is a favourite remedy amongst people for rheumatic pains.

*Tuberculous diseases.*—Phthisis is not uncommon, but most of the diseases under this heading have undoubtedly been entered as diseases of the lungs. The total number of tuberculous diseases treated was 661.

*Leprosy.*—This disease is of very rare occurrence in Mewar. There were only 132 cases treated in 15 years.

*All other general diseases.*—Of late years there have been many cases of *influenza*. The other general diseases of common occurrence are *measles* and *whooping cough*. *Diphtheria* is almost unknown, *Erysipelas* is not rare. There have been several cases of *hydrophobia* every year. *Typhoid fever* is not uncommon. *Typhus fever* is unknown.

*Diseases of the Nervous System.*—Neuralgia of all varieties is of very common occurrence—facial, hemieraneal and sciatic. Some of these are of malarial origin. Epilepsy often occurs. Chorea is very rare. Cases of paralysis of various kinds are frequently met with.



*Diseases of the eye, ear, and nose.*—These are generally surgical disorders and will be referred to later on.

*Diseases of the Circulatory System.*—Diseases of this system are of comparatively rare occurrence. Valvular diseases of the heart are undoubtedly seldom met with. This is certainly due to the fact that rheumatic fever is almost unknown. Varicose veins are not uncommon, but people do not come to hospital for their treatment unless they are complicated with ulcers on the legs. The number of cases of diseases of the circulatory system treated in the Lansdowne Hospital in 15 years was only 551.

*Diseases of the Respiratory System.*—At the Lansdowne Hospital during 15 years there were altogether 42,117 cases treated out of a grand total of 535,663, giving a percentage of 7.9. The greatest numbers occur during the months of January, February, March, October, November and December. *Pneumonia* is very frequent, but if the cases are brought to hospital the great majority recover. *Bronchitis* of all varieties is very common in the cold weather, and the rains. *Asthma* now and then occurs but *Pleurisy* is very rare.

*Disorders of the Digestive System.*—These diseases are extremely frequent and are principally the result of the coarse food upon which the people subsist, and their carelessness in the matter of drinking-water. *Diarrhœa* is very common, and there is a particular variety which attacks chronic opium eaters which is invariably fatal. Nearly all the better classes seem to be dyspeptics and this is due to overeating.

*Diseases of the Liver.*—Congestion and enlargement of the liver are often met with, are probably of malarial origin, and are generally accompanied by enlargement of the spleen. Notwithstanding the frequency of dysentery it is curious that abscesses of the liver are of rare occurrence. Dropsy, due to liver disease is pretty common. No cases of Hydatid disease of the liver occurred. Cirrhosis of the liver is sometimes met with.

*Goitre.*—This disease is exceedingly rare. Only one case occurred in 15 years.

*Diseases of the Spleen.*—Temporary enlargement of the spleen occurs in most cases of malarial fevers. When malaria is very chronic there results enlargement both of the liver and spleen. The latter very frequently becomes enormously enlarged and hard. There is also anæmia and often dropsy. Unless the case is very bad great improvement results if treatment is persisted in for some months. To this however many patients are unwilling to submit. A combination of quinine, iron and arsenic is very effective and for external use an ointment of biniodide of mercury is beneficial. The remaining diseases are referred to later on under the heading of surgical disorders.

*Surgical Disorders.*—During the 15 years 1889-1903 there were 1,658 major and 23,788 minor operations performed at the Sujjan and Lansdowne Hospitals, Udaipur. The number of major operations has gradually increased during this period—the maximum, 173 was reached in 1899. The greatest number of minor operations were done in 1891, 1893, 1894, 1895, and 1896. For the remaining years the average was about 1,400. The total number of deaths from operations in the 15 years was 29.

*Tumours.*—Tumours of all kinds are of frequent occurrence. In most cases, however, the patients are unwilling to submit to operations. In cancer cases especially many



persons come with the disease so advanced that operation is out of the question. There were 120 major operations for tumours in the 15 years. Cystic tumours are the most frequent; after these fatty and carcinomatous. There have been a few cases of cartilaginous tumours. The epitheliomata are most common on the lip and penis. Scirrhus tumours of the breast are frequently seen, but the patients come to hospital when their condition is hopeless.

*Large Abscesses.*—These are of very common occurrence. Most of them are due to guinea-worm, from which very many of the inhabitants of Mewar suffer.

*Operations on the Eyeball.*—There were 651 operations on the eyeball in the 15 years. Many of these were for cataract. The remainder were excision of the eyeball, and iridectomy for opacities of the cornea or for glaucoma.

The native practitioners perform in many cases the operation of reclination. This is now and then successful but in most instances the results are disastrous. Persons who suffer from cataract are now much more willing than formerly to come to hospital for operation.

*Operations on Head.*—There have been a few rhinoplastic operations for the restoration of women's noses cut off by their husbands. This year a girl's nose was cut off and the separated part was brought to hospital by one of the girl's relations, four hours afterwards. The part was stitched on at once, but the operation was unsuccessful. Harelip is almost absent in Mewar and no operations have been performed. Fracture of the skull, as the result of *lathi* blows, is of frequent occurrence but the operation of trephining has not been performed.

*Operations on Arteries.*—Aneurism is very rare, which is remarkable, because syphilis is exceedingly common. Arteries have had to be ligatured occasionally for injury to the vessels. Varicose veins are very common but there have been no operations.

*Operations on Respiratory Organs.*—Paracentesis of pleural cavity has been performed. In 1903 there was a successful operation for empyema. Tracheotomy has not been performed.

*Operations on Digestive Organs.*—The most common operation performed was paracentesis, due to enlarged liver and spleen. Cauterisation or ligature of piles has been frequently done. There have also been many operations for *fistula in ano*; many of these cases were very chronic and difficult to treat. Replacement of protruding intestine, the result of goring by cattle, has been performed twice with successful results. There were no cases of operation for cancer of the rectum or stomach.

*Hernia.*—Inguinal hernia is frequently met with and many but not all the patients wear trusses. Femoral hernia is rare, but umbilical hernia in children is occasionally seen. There was one successful operation for inguinal hernia in 1901.

*Operations on the Urinary Organs.*—There were 61 cases of lithotomy and litholapaxy in the 15 years, the great majority of which were successful. There was one case of supra-pubic lithotomy in a girl in 1903; the stone quite filled the bladder, it was removed very easily, but the girl died as her constitution was previously broken



down. There has been no operation for removal of the kidney. Stricture of the urethra is very common and has usually been treated by gradual dilation. This year there was a very bad case of stricture complicated with numerous fistulæ. Wheelhouse's operation of external urethrotomy was with great difficulty performed and was quite successful. Cases of extravasation of urine are occasionally met with. Perineal fistulæ due to stricture are sometimes seen.

*Operations on the Male Generative Organs.*—The cure for hydrocele by tapping and injection of iodine is the most frequent. Circumcision has frequently to be performed. Amputation of the penis for cancer has been done on rare occasions. There has been no case of castration and hypospadias has not been met with.

*Operations on the Female Generative Organs.*—None of the important operations have been performed, such as ovariectomy or excision of the uterus. Uterine diseases which are very common, are of late years treated at the Walter Zenana Hospital.

*Obstetric Operations.*—Delivery by forceps, version, and craniotomy have been occasionally done. Only the very worst cases have been sent for treatment. Even at the Walter Hospital the occurrence of one of these operations is of rare occurrence.

*Operations on Bones and Joints.*—There were in the 15 years at the Lansdowne Hospital 226 operations on bones and 81 on joints. The former were mostly fractures, simple and compound. Operations for necrosis and caries of various bones has been occasionally done. The dislocations have been principally those of the shoulder and elbow joints. The operation of excision of joint has not been done. Contraction of the knee joint is frequently seen and is often the result of guinea-worm. When these cases are not of too long standing, forcible straightening under chloroform has been successful. There has been no operation for clubfoot. Cases of this affection are very rare.

*Amputations.*—There were 47 amputations of limbs performed in the 15 years. These operations were necessary for necrosis, caries, mycetoma, and cancer. Mycetoma is of rare occurrence in Mewar. Most of the amputations are for caries or gangrene. There was one amputation of the foot this year for Raynaud's disease, which had to be repeated on account of the recurrence of the disease in the stump.

*Operations on Skin.*—There have been a few minor operations for carbuncle during the last two years. Skin grafting has been frequently done.

*Poisoning.*—There were many cases of poisoning treated in the Lansdowne Hospital principally for opium and datura. The stomach pump has been used on two occasions successfully. Arsenic poisoning both suicidal and homicidal is very frequent. There was, however, only one case of arsenic poisoning treated this year in the Lansdowne Hospital and was successful. Several cases of poisoning by powdered glass have come under notice. The sale of poisons in Mewar is unfortunately not regulated.

*Venereal affections.*—Circumcision has frequently to be performed. There have been several troublesome cases of deep sinuses due to neglected inguinal suppurating buboes.

*Skin diseases.*—Psoriasis is very frequent, but eczema is not of such common occurrence. Parasitic skin affections such as scabies, ringworm and favus are extremely common. The latter is supposed to be communicated by dogs.



*Ulcers.*—There were 68,347 ulcers treated in the 15 years. Most cases of ulcer are chronic indolent ones which have been poulticed with *Nim* leaves before admission. The worst of all are due to guinea worms. The health of most of the patients is bad and it is generally necessary to give meat diet to those who will take it before the ulcers become healthy. Scraping the ulcers and cauterisation with pure carbolic acid is by far the most efficient treatment.

*General and Local injuries.*—In the 15 years there were 2,000 cases of general and 12,009 of local injuries treated at the Lansdowne Hospital. General injuries are in many cases the result of falls from the roofs of houses. They are also due to carriage accidents, falls from camels, or goring by cattle. The last is not uncommon and two cases have been successfully treated, where there was protrusion of the intestines. Local injuries are very often the result of fights, where ribs, limbs, and skull are frequently fractured. Other causes are the bites of wild animals or snakes. There has been a case of the latter this year where gangrene resulted from the snake bite, and amputation was necessary. Burns from fire, kerosine oil or gunpowder are very common. Gunshot wounds either deliberate or accidental occasionally occur.

#### HEALTH OF EACH MONTH.

*January.*—From the returns of the Lansdowne Hospital, Udaipur, for the 15 years 1889—1903 it appears that January has been the most unhealthy month. It is the coldest month and the average rainfall for the past 6 years was 9 cents. The principal diseases were malarial fevers, diseases of the digestive system, and diseases of the respiratory system. Dysentery of a mild kind is not unfrequent in this month.

*February.*—This is a considerably healthier month than January. The total cases, out-door and in-door, during the 15 years was 37,198 for February against 48,090 in January. The beginning of the month is cold, but the temperature increases towards the end. The average rainfall was 6 cents. There is a considerable decrease in malarial fevers, in diseases of the respiratory system, in dysentery, but more especially in diseases of the digestive system.

*March.*—This is a very healthy month, and comes after February and June according to the number of admissions to the Lansdowne Hospital for the 15 years 1889—1903. The average rainfall for the past six years was 11 cents. The number of cases of malarial fevers during 15 years was 7,306, this number is greater than that for February April, May, June, and July, but considerably less than the corresponding numbers for other months. The number of cases of dysentery was not great having been exceeded by every month except February and May. As regards rheumatic affections the figures for March were exceeded by those from May to August. Many of these so-called rheumatic affections were undoubtedly syphilitic. The number of cases of affections of the respiratory system was large, and was only exceeded by those for January and February. Diseases of the skin were very common in the month of March. For general diseases the admissions during March were only exceeded by those for June. The diseases of the digestive system were fewer than for all other months except February and December.



*April.*—This month is also a healthy one. It comes fourth in the order of the admission rate. The number of admissions for malarial fevers during 15 years was 6,584, being smaller than all other months except February, May, June, and July. Dysentery was not frequent. The admissions for respiratory affections were much less than those of the cold months. For rheumatic diseases the number of admissions was about the average for the whole year. The number of cases of diseases of the digestive system was greater than that of any other month except January. The average rainfall was 7 cents.

*May.*—This is a healthy month notwithstanding that it is very hot. The month is dry and the night temperatures are seldom excessive. Dust storms are rare in Udaipur. The average rainfall in six years was 1.70 inches. The total admissions during 15 years were 42,030, being nearly the same as for April. The amount of dysentery was less than in April, but there was only a slight decrease in malarial fevers. There was a considerable increase in rheumatic affections, but as previously stated a great many of these cases were really syphilitic. There was a decrease in the number of eye cases as compared with April. There was a large increase in the number of cases of diarrhœa, and in other diseases of the digestive system. There was a great decrease in diseases of the respiratory system.

*June.*—This is the healthiest month in the year except February. The average rainfall is 1.76 inches.

The total number of cases treated in the Lansdowne Hospital during 15 years was 40,467. The number of cases of malarial fevers was 6,000, the lowest for any month. There was a slight decrease in the number of rheumatic affections, as compared with May, but there was an increase in the amount of dysentery. The number of cases of diseases of the respiratory system was lower than that of any other month. As regards diseases of the digestive system there was a very considerable reduction on the figures for May. The diseases of the connective tissue were also less.

*July.*—The admissions for this month come seventh on the list. There were altogether 43,967 cases treated in 15 years. The average rainfall was 3.81 inches. Great humidity and reduction of temperature are noticeable during the month. There was a great increase in cases of dysentery as compared with the previous months of the year. The increase in malarial fevers is however not remarkable. There is no remarkable difference between the admissions for dysentery as compared with previous months. There is a considerable increase in the number of cases of eye and ear diseases. The number of admissions for both respiratory and digestive affections was also considerably greater.

*August.*—The number of cases treated during this month in 15 years was 47,881, being greater than any month except January, October, and November. The amount of dysentery was the greatest for the entire year, and the malarial fevers were greater than for any previous month. There was a slight decrease of rheumatic affections as compared with the three previous months, and a slight increase in the respiratory affections. There was also a considerable increase in digestive diseases, especially in the case of diarrhœa where the admissions are higher than those for any other month. Eye diseases were very frequent. The average rainfall was 6.83 inches.



*September.*—The cases treated were only slightly less than those for the previous month. There was a considerable increase in malarial fevers, and a decrease in dysentery. Diseases of the eye were frequent. There was a slight increase of respiratory diseases as compared with August, and a considerable decrease in digestive diseases. This month is generally very unhealthy. The average rainfall was 5.68 inches.

*October.*—This is by far the most unhealthy month of the year. There were 52,839 cases under treatment. Malaria is always very frequent in October and the total number of cases was 16,078, which far exceeded that for any other month. The amount of dysentery was however less than any of the previous three months. There was a considerable increase in the admissions for respiratory affections and a decrease in the number of digestive diseases. There was also a slight decrease in rheumatic affections. There was no great difference in the number of eye diseases as compared with previous months. The average rainfall was 59 cents. The temperature is very hot in the day-time, and there is considerable fall at night.

*November.*—This has been the most unhealthy month except January and October. The total number of cases treated in 15 years was 47,996. The number of malarial cases, although much less than for October, was yet much greater than for any other month. There was a large reduction in the admissions for dysentery as compared with the four previous months. As the month is colder there is naturally a considerable increase in the respiratory diseases. There is, however, a considerable decrease in affections of the digestive system as compared with the number for the previous six months. The average rainfall was 3 cents. The month is clear and bright. The days are not very hot, but the nights are cold.

*December.*—There were 43,759 cases treated during the 15 years. This shows a notable reduction as compared with the previous five months, and is accounted for by the fewer cases of malarial fevers. Dysentery is less than during the five previous months. Rheumatic affections show very little difference. As is to be expected, there is a great rise in the number of respiratory diseases as compared with all other months since January. The number of digestive affections is less than that of any other month except February. Eye diseases are fewer than for any other month except January and February.

The average rainfall was 19 cents. The month is cold, but the difference between day and night temperatures is large.

## HISTORY OF MEWAR.

Mewâr or Mevâr means the land protected by the Mevs. The Mevas (also called Meeds) belong to the Shak tribe (of the Scythians) who in the beginning of the Christian era entered India with Kshatrapâs, with whom they seem to be related, because in a Bactrian Pali inscription found at Matra, Maha, Kshatrap (great Satrap) Kuzulako Patik is mentioned as belonging to Mev tribe. In Rajputana they founded two independent



States which are called after them Mewar and Mewat (lying south of Delhi including parts of Alwar, Bharatpur, Gurgaon, and Muttra).

Early history of Mewar dates from the rule of the Maury (Mori) dynasty. At the end of the fourth century B.C., Chandra Gupta, the first king of that dynasty, became master of the whole of Northern India, and thus Mewar formed a part of his extensive kingdom. In the second century A.D., the most part of it was conquered by the Kshatrap (Satrap) King Chaston, the son of Zerotik whose capital, according to the Egyptian Geographer Ptolemy, was Ujjain, and with whom Mevas seem to have entered this country. The Kshatrapas held it for a long time and their coins are still abundantly found in this country.

About 400 A.D. Mewar with Malwa was conquered by Chandra Gupta II of the Gupta dynasty, whose descendants held it about for one hundred years. In the first half of the sixth century it came under the sway of Yasodharam of Malwa who was the most powerful king of North India at that time. A few years after his death Guhasen (Guhadit), the founder of the Gohil dynasty, conquered it, and the country is still held by his descendants.

### HISTORY OF THE GOHIL FAMILY.

The Gohil family being directly descended from Kush, the elder son of Ram Chander the deified hero of the solar race, is reckoned to belong to the elder branch of the descendants of Ram Chander, whose younger son Lav had no issue, as is clear from the testimony borne by the 9th Canto of the Bhagvat Puran and other works of the Hindus. In the line originating from Kush was born Sumitra, the last king of Ayodhya. After several generations Kanaksen (*alias* Vijaybhupa) emigrated towards Gujarat, where, it is said, he founded the kingdom of Vallabhipur in the Peninsula of Saurashtra (Kathiawar) which his descendants soon lost. In his family was born Bhattarak, who, from the grants of his son, seems to be a commander-in chief of some powerful monarch, from whom he obtained the kingdom of Vallabhipur after his brilliant victory over the Maitrakas. After him the throne of Vallabhipur was successively occupied by his four sons, Dharsen, Dronsingh, Dhruvsen, and Dharpat. Guhsen (also known as Guhadity, or Guhâ), the son of the last became powerful and conquered his neighbouring countries including Mewar. From him seem to have sprung two different lines, of which one remained at Vallabhipur and the other got Mewar. Guhâ's descendants are known after him Guhilot or Gohil Rajputs. His son Bhoj ruled in Mewar, and was followed in succession by Mahendra, Nag, Shil, Aparajit, and Mahendra II, who was also known as Bâpâ or Bâpâ Rawal. Bâpâ lived at Nâgdâ near Eklingji, about 13 miles from Udaipur.

In 735 A.D. he took Chitor after killing Mansingh of Maury (Mori) family, and extended his dominion by conquering the Mevas, who still possessed a considerable part of Mewar. After Bâpâ 24 kings:—Kalbhaj, Khumman, Bhartribhat, Singh, Allat, Narvahan, Shalivan, Shakti Kumar, Shuchiverma, Narvarma, Kirtivarma, Vairat, Vairisingh, Vijaysingh, Arisingh, Chondsingh, Vikramsingh, Kshemsingh, Samantsingh, Kumarsingh, Mathansingh, Padamsingh, Jaitsingh, and Tejsingh, occupied the throne of Mewar of whom nothing of historical importance is known.



Tejsinh was succeeded by his son Samarsinh who according to Prathviraj Rasa, a great poetical work, attributed to the famous Bard Chand, married Prithabai, the sister of Prithviraj Chohan, the last Hindoo king of Delhi, and in 1193 went to assist his brother-in-law against Shâhabuddin Ghori, and fell, with Prithviraj, in the battle of Kaggar (near Panipat). But the recent Epigraphical discoveries prove that Samarsinh came to the throne about 1273 A.D. and ruled till 1300 A.D. Therefore the bardic rhyme, though quoted by various historians, now cannot be proved as authentic. After Samarsinh his son Ratansinh came to the throne. In his time Allaudin Khilji, the Emperor of Delhi, invaded Mewar in <sup>1303</sup>1903, and besieged the fort of Chitore. Allaudin's object was to capture Ratansinh's beautiful wife Padmini, and not to take the fort, but failing in his attempt, he took up arms, and a furious assault followed. Allaudin withdrew after great slaughter on both sides, but soon returned with recruited forces too strong to be repulsed by the Rajputs. The defenders, being unable to hold the fort any longer, opened the gates with drawn swords, after making the *Johâr* (placing their wives and daughters in the blazing fire to preserve them from the Moslem hand) and fell fighting with the Musalmans. Ratansinh lost his life while fighting. Allaudin entered the fort, and after a general massacre of its inhabitants, changed its name to Khizrabad, after his son Khizar Khan to whom it was entrusted. Previous to the fall of Chitore, Karansinh (a brother of Ratansinh) with some of his relations was sent towards the western hills of Mewar. He was now proclaimed the ruler of Mewar. His elder son Mahap retired to Ahar (near Udaipur) and hence his descendants are still called Ahârâ. From Ahar he went to the southern hills of Mewar and after conquering the Dungarpur territory settled there. His younger brother Rahap, while living with his father in hills took the fort of Mandore (near Jodhpur) from Rana Mokâl of Parihar family. In commemoration of this event his father gave him the title of Rânâ which is still held by the rulers of Mewar, who before Rahap had the title of Rawal. Rahap succeeded his father and lived at a village named Sisoda, hence he was called *Sisodia* which afterwards became the name of his family. After him Narpati, Dinkaran, Jaskaran, Nagpal, Puran Pâl, and Prithvipâl followed in a few years, and lost their lives while fighting for Chitore. Prithvipâl was succeeded by Bhuvansinh who re-took the fort of Chitore in the lifetime of Allaudin Khilji. After him Bhimsinh, Jeysinh and Laxmansinh ruled at Chitore one after another. Mohamed Tughlak of Delhi invaded Mewar and captured Chitore after hard fighting in which Laxmansinh lost his life. The invader made over the fort with the territory of Mewar to Maldev Sonagara (Chauhan) of Jalore (in Marwar) who had been his vassal. Ajaysinh, the younger son of Laxmansinh, who alone survived the bloody disaster, was proclaimed Rana, but only the hilly tract round Kumalgarh remained in his possession. At the time of his death, setting aside the claims of his sons, he appointed his nephew Hamirsinh his successor. The latter being the son of the elder brother was the rightful heir. Hamirsinh from his mountain retreat adopted the plan of desolating the plains of Mewar, leaving only the fort of Chitore to the enemy's garrison. Maldev at length offered his daughter in marriage to Rana Hamir on account of his bravery and pure descent. Hamir accepted his offer, and after marrying his daughter, cunningly entered Chitore with the aid of his newly married wife and a civil officer of Maldev, and got possession of it after expelling the Chauhans. Gradually he recovered



all the land of his forefathers and breathed his last in 1364 A.D. He was succeeded by his son Khetsinh (Kheta) who brought under his subjugation the province of Haraoti and the state of Edar. He took Amishah (Humayun) prisoner, who seems to have been a General of the Delhi Emperor. In 1382 he was assassinated at Bundi where he had gone to marry. After this disaster his son Lakshsinh (Lakhâ) ascended to the *gadi* of Chitore. He subjugated the hilly tract of Godwar and levelled to the ground the old fort of Bairat, near which he erected a new fort called Bidnor. The silver mines of Jawar were first worked in his time. His dutiful eldest son Chunda, seeing the desire of his father for a fresh marriage in his old age, induced him to do so by withholding all his claims to the throne of Chitore, in favour of the infant heir that might be born of the union. Thereupon Lakhâ married the daughter of Rao Chunda of Mandore and Mokâl was born of her. When Lakhâ died in 1397 Chunda placed his youngest brother Mokâl on the throne and he himself remained his loyal vassal. For a time Chunda carried on the administration on behalf of the infant Rana, but when the dowager Rani became suspicious of him he left Chitore and went to Mandu. In his absence Ranmall, the maternal uncle of the Rana, assumed the reins of the Government in his own hand, and gave all the important posts to his Rathore followers. Firoz Khan of Nagore invaded Mewar and defeating the Rana looted his country. Mokâl was assassinated in 1433 by Chacha and Mera who were both illegitimate sons of Maharana Kheta. Rana Mokâl had seven sons, of whom the eldest Kumbha succeeded him. On account of the Rana's minority Ranmall remained administrator of the state. But when Ranmall got the Rana's uncle Raghavdev assassinated, the Rana's mother became suspicious of him and called Chunda from Mandu to get rid of Ranmall. Whereupon loyal Chunda came to Chitore and killed Ranmall with some of his followers. Rana Kumbha defeated and took prisoner Mahomood, the Sultan of Mandu, and in commemoration of this event erected the famous *Tower of Victory* at Chitore. He also defeated the Hakim of Nagore and the Sultan of Gûjarat. He was a famous poet. His four works on music are already brought to light. He built a good many fortresses of which Kumbhalgarh is the most famous. In 1468 he was treacherously murdered by his eldest son Udaikaran (Uda) at Kumbhalgarh (Komalmeer), who after this horrible crime usurped the throne, but the loyal sirdars of Mewar hated him and called his younger brother Raymall from Edar, and joined him in deposing Uda. In 1473 Raymall defeated Uda, and got the throne of Mewar, while Uda sought refuge at the court of Mandu, and offered the hand of his daughter in marriage to the Sultan on his undertaking to send an expedition to Mewar and reinstate him on the throne of Chitore, but he was struck dead by lightning before he had time to complete this disgrace. Gayasuddin, the Sultan of Mandu, sent his commander Zafer Khan to Mewar with a large army, but Rana Raymall defeated him near Mandalgarh. He died in 1508 and his son Sangrainsinh (Sanga) succeeded him, in whose time Mewar reached to the zenith of its power and prosperity. Sanga defeated Ibrahim Lodi of Delhi and Mohamad Khilji of Mandu and took the latter prisoner. In 1527 Emperor Baber, the founder of the Moghal Empire in India, turned towards Mewar. Rana Sanga with a vast army of the Rajputs met him at Bayana, and in the first attack he was so successful that Baber was obliged to retreat, but on account of internal jealousy in the Rana's camp one of his principal sirdars, deserting his side treacherously joined the army of Baber with 35,000 horse soldiers. Baber, being thus



enforced renounced wine, broke up the gold and silver drinking vessels and distributed them to the poor and *fakirs*, and making other vows, aroused the religious fanaticism in his army, and fought with such fresh vigour that he gained a complete victory. The Rana being wounded was brought to Basava (in Jeypore) in an unconscious state, where he was poisoned by some one of his followers.

The vacant throne of Rana Sanga was occupied by his son Ratansinh in 1527 who was assassinated by Rao Surajmull of Bundi. He was succeeded by his brother Vikramaditta in 1531. In the time of this weak Rana, Bahadur Shah of Gujrat invaded Mewar and captured Chitore. Hearing the news, Humayun, the Emperor of Delhi, came to assist the Rana. Bahadur Shah, leaving a few soldiers at Chitore, marched against Humayun towards Sârangpur, where he was totally defeated, and Vikramaditt regained Chitore. On account of the ill temper of the Rana all the faithful nobles of the State left the court. Banbir, an illegitimate son of Rana Sanga's brother Prithiraj, murdered Vikramaditt in 1535, but the life of his infant brother Udaisingh was saved by his faithful nurse, by placing her own son in his bed where he was murdered by Banbir in mistake for Udaisingh. After killing Vikramaditt, Banbir ascended the throne, but on account of his low birth, the Sirdars of the State did not like him. They took the side of Udaisingh, who was living at Kumbhargarh in disguise, and after expelling Banbir from Chitore placed him on the throne. In 1559 he built Udaisagar Lake and laid the foundation of the City of Udaipur. In his reign Emperor Akbar invaded Mewar with a large army and after a long and bloody struggle sacked the fort of Chitore in 1568. The Rana took refuge in the hills of Rajpipla in Gujrat and stayed there for four months, and then returned to Udaipur. He died in 1572 at Gogunda, and nominated his younger son Jagmal his successor, but after his death the nobles placed his eldest son Partabsingh on the throne according to the custom of the country. Partabsingh was a real patriot and had a noble determination of taking back Chitore from the Moslem hand. The Rajput rulers of Marwar and Jeypur had already paid homage to Akbar who was anxious to see the Rana acknowledging his allegiance, but the Rana hated the Musalmans. Akbar sent Kunwar Mansing of Amber (Jeypore) with a vast army to subdue Rana Pratab, who fought with him near Haldughati. In the first struggle the Imperial Army retreated but in the end the Rajputs were totally defeated. The Rana took shelter in the hills with his loyal Rajputs where the Bhils supplied him with food and other necessities. He continually fought for Mewar, and before his death brought the greater part of the State under his own possession. He suffered great hardships in mountain retreats, but never bent his head to Akbar. His name is therefore still idolised by every Rajput as the upholder of the Rajput race. He died in 1597 at Chavand and his son Amarsingh became Rana of Udaipur. On the death of Akbar his son Jahangir became the Emperor of Delhi. He resolved to subdue the proud Rana, and sent his son Parvez to Mewar with a strong force. He went to Chitore and placed Rana Pratab's brother Sagar on the throne (who was with him), but the Shahzada was totally defeated between Untala and the Dabari-gate, and many of his soldiers were cut off in retreat. Jahangir sent another army under Mahabat Khan, who suffered the same fate, whereupon a fresh army was sent under Abdulla Khan, who defeated Kunwar Karansingh in 1611 near Mandalgarh, but being unable to subdue the Rana was transferred to Gujrat. In 1611 Jahangir started himself to subdue the Rana and came to Ajmer whence



he sent his son Khurram with a strong army. Khurram plundered Mewar, and the Rana being unable to face this strong force retired to the hills, but being harassed from all sides was obliged to make peace with the Emperor. He sent his son Karan with Khurram to the Emperor, who was highly gratified at the Rana's submission, and treated his son Karan with great respect. From this time Ranas sent their sons to the Court of Delhi, but they themselves never went there. In 1620 Rana Amarsingh died and was succeeded by his son Karansingh. During his reign peace prevailed throughout Mewar. He built a good many palaces at Udaipur, and a part of the famous palace Jagmandir was built in his time, where the Prince Khurram lived in his exile. He was succeeded by his son Jagatsingh in 1628. In his time also Mewar enjoyed peace and prosperity. He completed Jagmandir, repaired the fort of Chitore, and built the famous temple of Jagdish at Udaipur. He died in 1652 and was succeeded by Rana Rajsingh. The Emperor Shahjahan being displeased with Rana Rajsingh who was trying to become independent, came to Ajmer with a large army and sent Molvi Sadulla Khan to Mewar and he destroyed a part of Chitore. The Rana hearing the news sent his son Sultansingh to the Emperor in token of his allegiance to the Imperial throne, and saved Mewar from further troubles, but on Shahjahan's returning to Agra he continued to plunder the Imperial territory. When Aurangzeb re-imposed the Jazia tax on all the Hindus, the Rana as a representative of the Hindu community sent a letter of protest to the Emperor which made him more displeased. He invaded Mewar in 1680, and after gaining victory in several places, took Chitore, Mandalgarh, Udaipur and many other places, and destroyed Hindu temples and idols there. The Rana built the famous lake called after him (Rajsamand) at Rajnagar near Kankroli. He was succeeded by his son Jeysingh in 1680, who made peace with Aurangzeb. He built the famous Jeysamand Lake in the Bhil country, as well as a small one near Devali which is now called Fatehsagar. His son Amarsingh proved very troublesome to him. He died in 1698 and was succeeded by Amarsingh II who increased the material prosperity of the state by introducing various reforms. In his time an alliance was formed among Mewar, Marwar and Jeypur for mutual protection against the Delhi Emperors, and the Rana conceded to his brother princes a revival of intermarriage between his and their families which had been suspended since the latter had given their daughters in marriage to the Musalman Emperors, on the condition that in their States the son of a Mewar prince should succeed to the throne in preference to any elder son by another mother; but this condition proved to be a fatal mischief, and Mewar suffered much for it. After Amarsingh II came his son Sangramsingh II in 1710, who was followed by Jagatsingh II in 1734. Maharaja Jeysingh of Jeypur had a younger son Madhavsingh from the daughter of Rana Amarsingh II and an elder son Issarsingh by another wife. On Jeysingh's death Issarsingh succeeded him, but Rana Jagatsingh II supported by arms the cause of Madhavsingh, but failing in his attempts called in the aid of Malhar Rao Holkar promising him to pay Rs. 80,00,000 for placing Madhavsingh on the Jeypore throne. In 1750 Malhar Rao entered Jeypore and Issarsingh brought an end to his life by poisoning himself. Malhar Rao placed Madhavsingh on the Jeypore throne, and in part of the promised sum took Rampura which was given to Madhavsingh by Rana Sangramsingh II; thus Mewar lost a valuable district. In 1751 Rana Jagatsingh was succeeded by his son Pratabsingh II who ruled about three years and expired in the beginning of 1754. The Mewar throne



was occupied by his son Rajsingh II. The inroads of Marathas were frequent in his time, and the Rana was not in a position to face them. On his death in 1761 without a son Ari Singh, the second son of Rana Jagat Singh II, was adopted and placed on the throne. On account of his hot temper many of the faithful sirdars became displeased, and determined to dethrone him and place a pretender, Ratan Singh, who claimed to be the son of Rana Raj Sinhh II, on the throne. Raghavdev of Deogarh went to Madhav Rao Sindhia for help and promised him to pay 10,000,000 rupees for dethroning the Rana. Madhav Rao invaded Mewar and laid siege to Udaipur. After fighting for six months the Rana purchased peace on condition of paying him Rs. 6,000,000 of local currency, of which about half the sum was paid in cash, gold, etc., and as security for the remainder he was obliged to mortgage the districts of Javad, Jiran, Neemuch, Morvan, etc., which are still in Sindhia's possession. In 1773 the Rana was assassinated by Rao Ajitsingh of Bundi and was succeeded by his son Hamir Singh II. In his time Mewar grew very weak and the Rana was obliged to cede the district of Nimbahera to Holkar. His brother Bhim Singh succeeded him in 1778. The Rana had a daughter named Krishnakumari whose hand was sought in marriage by two rivals, the chiefs of Jeypore and Jodhpur, who fought with each other for her, and in 1810 the Rana was obliged to administer poison to her for the sake of the peace of Rajputana. The Mewar State, that fought with the Delhi Emperors for centuries still retained strength and prosperity; but now within half a century of the Maharatha ravages it became so weak that peace and prosperity left the land. The Sirdars, being powerful, fortified their capitals and began to seize as much land of Khalsa as they could. This at last induced the Rana to seek the British protection, and in 1818 a treaty was concluded between the Mewar State and the British Government whereby the Rana acknowledged the British supremacy. Rana Bhim Singh died in 1828 and was succeeded by his son Javan Singh, who was followed by his adopted son Sirdar Singh in 1838. Sirdar Singh died in 1842 and his younger brother Sarup Singh became his successor. He subdued the turbulent chiefs and placed the finances of Mewar on a sound footing. He loyally supported the British Government in suppressing the Sepoy Mutiny in 1857-58. In 1861 his nephew Sambhu Singh succeeded him. He made an excellent arrangement for his poor subjects in the terrible famine of 1869, which met with the cordial approval of the British Government. He died in 1874 and was succeeded by his cousin Sujjan Singh who was succeeded by H. H. the present Maharana Fatehsingh.

*List of succession.*

No.	Name.	No.	Name.
1	Guhadity (or Guha).	7	Mahandr II (Bapa).
2	Bhoj.	8	Kalbhoj.
3	Mahendr.	9	Khumman.
4	Nag.	10	Bhartibhat.
5	Shil.	11	Sinh.
6	Aprajit	12	Allat A.D. 953.



*List of successions—contd.*

No.	Name.	No.	Name.
13	Narvahan.	46	Ajay Sinh.
14	Shalivahan.	47	Hammir.
15	Shakti Kumar 977 A. D.	48	Ketsinh (Kheta) 1364—1382.
16	Shuchivarm.	49	Laksh Sinh (Lakha) 1382—97.
17	Narvarm.	50	Mokal 1397—1433.
18	Kirtivarm.	51	Kumbha 1433—1468.
19	Vairat.	52	Udekaran (Uda) 1468—1473.
20	Vari Sinh.	53	Raymall 1473—1508.
21	Vijay Sinh.	54	Sangram Sinh (Sanga) 1508—1527.
22	Ari Sinh.	55	Ratn Sinh 1527—1531.
23	Chond Sinh.	56	Vikramaditt 1531—1535.
24	Vikram Sinh.	57	Udai Singh 1537—1572.
25	Kshem Sinh.	58	Pratab Singh 1572—1597.
26	Samant Sinh.	59	Amar Singh 1597—1620.
27	Kumar Sinh.	60	Karan Singh 1620—1628.
28	Mathan Sinh.	61	Jagat Singh 1628—1652.
29	Padm Sinh.	62	Raj Singh 1652—1680.
30	Jaitr Sinh 1215.	63	Jey Singh 1680—1698.
31	Tej Sinh 1268.	64	Amar Singh II 1698—1710.
32	Samar Sinh 1273—1300.	65	Sangram Singh 1710—1734.
33	Ratan Sinh 1303.	66	Jagat Singh II 1734—1751.
34	Karan Sinh.	67	Partab Singh II 1751—1754.
35	Rahap.	68	Raj Singh II 1754—1761.
36	Narapti.	69	Ari Singh 1761—1773.
37	Dinkaran.	70	Hamir Singh II 1773—1778.
38	Jaskaran.	71	Bhim Singh 1778—1828.
39	Nagpal.	72	Javan Singh 1828—1838.
40	Purnpal.	73	Sirdar Singh 1838—1842.
41	Prithvipal.	74	Sarup Singh 1842—1861.
42	Bhuban Sinh.	75	Shambhu Singh 1861—1874.
43	Bhim Sinh.	76	Sujjan Singh 1874—1884.
44	Jay Sinh.	77	His Highness the present Maharana Fatehsingh, G.C.S.I.
45	Laxman Sinh.		

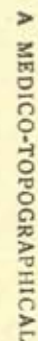





## 56

(D. C.)—Died in childhood.

•• Line still continued.







### Principal events of the reign of H. H. the present Maharana Sahib.

1884. Accession of Maharana Fateh Singh on 23rd December.
1885. Installation of Maharana by Colonel Bradford, Agent to the Governor-General in Rajputana, on 4th March.
1886. Road from Udaipur to Chitor completed and opened for traffic.
- Visit of H. E. Lord Dufferin, Viceroy, in October.
1887. Investiture of His Highness with the insignia of G. C. S. I. by Colonel Bradford, Agent to the Governor-General in Rajputana, on 3rd December.
1888. Walter Hospital for women opened on 24th May.
- Central Jail was placed under supervision of Residency Surgeon, Mewar, in August.
1889. Visit of Lord Reay, Governor of Bombay, in January.
- Visit of Sir Frederick Roberts, Commander-in-Chief. March.
- Visit of their Royal Highnesses the Duke and Duchess of Connaught in April.
- Foundation stone of Connaught Bund of Fateh Sagar laid by H. R. H.
- Road from Udaipur to Nathdwara completed.
- Death of Maharaj Sakut Singh, father of the late Maharana Sujjan Singh.
1890. Visit of H. R. H. Prince Albert Victor, unveiling of statue of the late Queen Victoria and opening of Victoria Hall in the Public Gardens, in February.
- Visit of H. E. Lord Lansdowne, Viceroy, in October.
1892. Foundation stone of Lansdowne Hospital laid by Colonel Trevor, Agent to the Governor-General, in March.
- Visit of the Maharana to Jodhpur.
- Marriage of His Highness's eldest daughter to the Maharao of Kotah, in November.
1894. Lansdowne Hospital opened by Colonel Trevor, Agent to the Governor-General in Rajputana.
- First sod of Udaipur-Chitor Railway turned in February.
1895. Telegraph line opened from Chitor to Udaipur, and extended to Nathdwara in February.
- Udaipur-Chitor Railway opened on 1st August.
1896. Visit of H. E. Lord Elgin, Viceroy, in November.
1897. Celebration of Diamond Jubilee of the late Queen Victoria. In commemoration of which event the personal salute of H. H. the Maharana was increased to 21 guns.
- The Maharani was appointed a member of the Imperial Order of the Crown of India.
1898. Serious illness and recovery of the Maharana in November.
1899. Visit of the Maharaja of Kishangarh.
- Almost complete failure of the rains.



1900. Terrible famine, and cholera epidemic.

Illness of the Maharana in December.

1901. Visit of Sir Power Palmer, Commander-in-Chief, in January.

1902. Visit of H. E. Lord Curzon, Viceroy, in November.

Visit of the Maharana to Delhi Durbar in December.

1903. Celebration of Coronation of His Majesty the King-Emperor. January 1st.

Visit of H.R.H. the Grand Duke of Hesse, in February.

1904. Marriage of the Maharana's third daughter to the Maharaja of Kishangarh, 9th February.

*Statement showing the names of the Residents in Mewar from 7th April 1865 to the present.*

Names of officers.	From	To
Lieutenant-Colonel J. P. Nixon . . . . .	7th April 1865 .	18th December 1872.
Lieutenant-Colonel A. R. E. Hutchinson . . . . .	26th December 1872	13th March 1874.
Major E. R. C. Bradford . . . . .	13th March 1874 .	13th June 1874.
Colonel J. A. Wright . . . . .	13th June 1874 .	8th March 1875.
Colonel C. Herbert . . . . .	8th March 1875 .	18th October 1875.
Major G. G. Gunning . . . . .	18th October 1875 .	20th May 1876.
Colonel C. Herbert . . . . .	20th May 1876 .	25th November 1876.
Lieutenant-Colonel E. C. Impey . . . . .	25th November 1876	13th April 1878.
Major T. Cadell . . . . .	13th April 1878 .	19th June 1879.
Colonel C. R. Blair. In charge. . . . .	19th June 1879 .	20th September 1876.
Major Cadell . . . . .	20th September 1879	16th October 1879.
Colonel C. R. Blair. In charge . . . . .	16th October 1879 .	10th November 1879.
Lieutenant-Colonel C. K. M. Walter . . . . .	10th November 1879	16th March 1881.
Surgeon-Major J. B. Stratton, M.D. . . . .	13th April 1881 .	12th May 1882.
Lieutenant-Colonel C. B. Euan-Smith, C.S.I. . . . .	12th May 1882 .	13th December 1892.
Colonel C. K. M. Walter . . . . .	13th December 1882	6th May 1884.
Lieutenant-Colonel C. B. Euan-Smith, C.S.I. . . . .	6th May 1884 .	7th August 1884.
Colonel C. K. M. Walter . . . . .	7th August 1884 .	24th August 1885.
Lieutenant-Colonel J. Biddulph . . . . .	24th August 1885 .	27th November 1885.
Mr. T. C. Plowden . . . . .	27th November 1885	15th April 1886.
A. Wingate, Esq., In charge . . . . .	15th April 1886 .	28th July 1886.
Colonel C. B. Euan-Smith . . . . .	28th July 1886 .	6th November 1886.
Colonel C. K. M. Walter . . . . .	6th November 1886	28th April 1887.

*Statement showing the names of the Residents in Mewar from 7th April 1865 to the present—contd.*

Names of officers.	From	To
Lieutenant-Colonel S. B. Miles . . . . .	28th April 1887 .	28th April 1889.
Colonel H. O. Peacock . . . . .	28th April 1889 .	31st October 1889.
Colonel S. B. Miles . . . . .	31st October 1889 .	10th January 1890.
Colonel H. O. Peacock . . . . .	10th January 1890 .	27th October 1890.
Colonel H. B. Abbott . . . . .	27th October 1890 .	29th December 1890.
Lieutenant-Colonel S. B. Miles . . . . .	29th December 1890	27th April 1893.
Lieutenant-Colonel N. C. Martelli . . . . .	27th April 1893 .	12th July 1893.
Lieutenant-Colonel S. B. Miles . . . . .	12th July 1893 .	25th November 1893.
Lieutenant-Colonel W. H. C. Wyllie, C.I.E. . . . .	25th November 1893	11th January 1894.
Colonel Prideaux . . . . .	11th January 1894 .	23rd March 1894.
Lieutenant-Colonel W. H. C. Wyllie, C.I.E. . . . .	23rd March 1894 .	15th April 1896.
Lieutenant-Colonel J. H. Newill . . . . .	16th April 1896 .	29th October 1896.
Lieutenant-Colonel W. H. C. Wyllie, C.I.E. . . . .	29th October 1896 .	31st March 1897.
Major C. W. Ravenshaw . . . . .	31st March 1897 .	20th June 1899.
Major R. Shore, I.M.S., In charge . . . . .	20th June 1899 .	20th August 1899.
Captain H. B. Peacock, In charge . . . . .	20th August 1899 .	16th October 1899.
Lieutenant-Colonel C. Yate . . . . .	16th October 1899 .	1st March 1900.
Lieutenant-Colonel Thornton . . . . .	1st March 1900 .	23rd April 1900.
Major A. F. Pinhey, C.I.E. . . . .	23rd April 1900 .	7th April 1902.
Mr. E. H. Blakesley . . . . .	7th April 1902 .	13th November 1902.
Major A. F. Pinhey, C.I.E. . . . .	13th November 1902	the present.



*Daily readings of the dry and wet bulb thermometers*

Date.	JANUARY.		FEBRUARY.		MARCH.		APRIL.		MAY.		JUNE.	
	Dry.	Wet.	Dry.	Wet.	Dry.	Wet.	Dry.	Wet.	Dry.	Wet.	Dry.	Wet.
1	...	...	...	...	83'2	67'0	94'4	69'0	102'9	75'4	100'9	75'8
2	...	...	...	...	69'6	56'4	96'0	64'2	104'0	79'1	103'2	78'6
3	...	...	...	...	68'0	46'4	95'5	66'0	102'3	80'2	105'3	81'8
4	...	...	...	...	75'5	52'2	99'0	68'4	105'3	82'4	101'4	82'2
5	...	...	...	...	79'9	55'5	98'0	72'0	106'2	80'7	103'4	83'2
6	...	...	...	...	82'6	56'9	95'2	72'2	105'7	86'2	102'0	84'9
7	...	...	...	...	86'1	61'1	98'3	72'4	103'3	67'5	101'2	83'9
8	...	...	...	...	89'4	64'0	98'0	62'0	96'8	71'0	99'7	82'7
9	...	...	...	...	88'8	60'0	101'0	63'8	94'8	76'5	101'5	75'1
10	...	...	...	...	87'0	61'5	102'2	68'0	97'1	74'8	85'5	72'0
11	...	...	...	...	89'4	62'5	102'7	68'5	94'0	75'3	92'4	77'9
12	...	...	...	...	91'4	62'4	103'0	69'9	91'4	75'2	97'0	78'2
13	...	...	...	...	94'2	63'4	104'8	72'1	93'3	74'0	78'0	75'8
14	...	...	...	...	93'1	64'0	104'5	70'4	77'3	69'4	98'7	78'6
15	...	...	...	...	90'6	67'0	103'0	64'0	92'6	67'0	86'7	77'4
16	...	...	...	...	94'4	62'9	102'8	69'7	94'8	73'0	81'0	75'9
17	...	...	...	...	94'5	66'8	101'5	64'1	93'6	74'7	85'9	75'2
18	...	...	...	...	92'0	66'2	99'8	69'7	92'7	74'3	95'0	78'7
19	...	...	...	...	86'7	64'0	103'0	70'5	94'1	73'7	92'1	78'2
20	...	...	...	...	86'0	61'3	104'5	72'4	96'2	76'0	93'4	77'3
21	...	...	...	...	85'2	60'3	102'8	75'5	100'6	77'0	94'0	74'3
22	...	...	...	...	93'3	66'9	102'5	68'9	101'8	78'2	91'6	75'3
23	...	...	...	...	96'7	69'0	103'3	71'8	104'8	67'6	92'1	75'9
24	...	...	...	...	98'0	70'8	105'7	76'3	104'2	73'1	92'3	75'4
25	...	...	85'0	62'6	93'9	62'0	104'8	79'2	104'0	76'4	91'3	76'6
26	...	...	85'5	63'2	90'0	62'0	101'9	81'4	101'7	77'9	91'7	75'5
27	...	...	88'7	68'0	95'0	64'5	101'8	77'7	101'5	79'8	95'6	77'9
28	...	...	85'6	69'9	97'0	67'0	97'6	81'5	104'4	81'7	94'3	78'9
29	...	...	...	...	97'8	67'0	104'9	86'0	105'1	83'2	90'3	76'7
30	...	...	...	...	98'4	69'2	104'8	75'5	103'7	83'1	92'2	78'0
31	...	...	...	...	96'4	70'0	...	...	100'0	74'5	...	...

*recorded at 4 P.M. during the year 1908.*

JULY.		AUGUST.		SEPTEMBER.		OCTOBER.		NOVEMBER.		DECEMBER.	
Dry.	Wet.	Dry.	Wet.	Dry.	Wet.	Dry.	Wet.	Dry.	Wet.	Dry.	Wet.
92'0	79'6	76'9	73'7	76'2	72'6	91'2	70'6	89'2	64'5	80'2	61'1
92'2	76'0	85'5	76'6	83'4	76'3	92'2	70'6	87'2	63'8	79'3	59'1
95'4	78'0	85'3	77'0	81'9	77'4	93'4	71'0	86'2	61'1	78'2	58'1
80'3	77'7	80'3	75'2	82'9	74'6	93'3	72'5	84'5	61'4	71'3	53'2
88'4	78'9	83'2	75'0	81'4	72'4	95'3	70'0	79'8	59'4	72'4	56'1
80'2	78'2	85'9	74'7	84'7	74'4	95'2	71'5	80'5	59'3	75'1	64'2
79'4	75'9	81'9	72'6	86'3	75'0	95'0	69'8	79'5	57'2	61'4	60'5
83'1	76'5	81'8	73'0	89'0	77'5	94'9	67'4	79'4	60'6	67'2	64'5
85'5	77'2	81'7	73'4	81'9	75'6	92'9	62'2	82'6	65'4	71'5	65'9
82'5	76'1	82'4	74'6	86'6	76'5	92'6	63'3	84'6	66'3	73'5	66'9
81'4	74'3	82'3	73'7	77'2	73'1	89'4	63'9	85'5	67'6	75'8	65'0
82'7	75'1	84'3	75'3	75'0	72'1	90'0	63'6	87'4	64'6	75'2	57'6
87'1	75'2	84'7	74'5	83'0	76'2	91'3	64'9	87'5	63'6	69'5	50'9
84'6	77'2	83'8	73'2	81'1	75'6	94'6	64'7	88'1	67'0	67'6	50'0
86'6	74'8	84'6	74'4	75'7	74'1	92'8	65'3	88'2	67'3	70'1	50'5
86'2	73'9	86'8	73'2	90'6	74'7	91'2	65'7	87'5	64'9	74'1	57'3
82'8	75'6	89'0	75'0	84'4	76'0	87'7	68'4	87'2	64'1	80'1	57'3
85'1	76'2	79'6	76'0	86'5	74'2	93'3	65'5	88'4	65'1	80'2	57'4
79'4	75'6	82'8	77'4	84'1	73'3	94'1	63'8	83'2	61'2	76'7	59'6
81'9	75'2	79'8	74'9	84'9	74'1	93'6	65'2	82'4	59'1	76'4	59'2
86'8	75'6	82'8	73'9	86'7	73'7	93'3	66'1	84'3	61'0	72'2	52'6
84'6	77'6	74'9	74'7	86'1	69'0	91'3	64'6	86'8	62'4	69'4	52'3
74'6	73'8	85'3	75'1	88'1	70'7	91'5	67'0	85'3	58'8	70'8	53'6
88'7	79'6	83'8	75'3	91'3	71'6	91'4	66'2	85'2	64'5	74'9	60'2
84'3	74'6	81'3	74'8	92'5	71'0	89'2	62'9	83'9	64'3	77'0	57'7
79'4	75'5	78'7	74'2	93'0	70'4	88'5	62'6	85'7	62'4	75'4	56'9
81'2	75'3	80'5	73'2	87'7	70'3	87'6	63'1	84'1	59'7	71'6	54'4
85'9	79'3	82'2	74'0	77'3	69'7	89'6	62'1	81'8	59'4	72'6	55'1
80'2	77'4	82'4	74'0	83'8	69'1	89'2	65'4	79'9	59'7	73'4	56'4
83'8	76'9	79'8	74'1	89'8	71'1	89'7	63'9	81'1	61'4	68'7	55'4
83'1	75'0	87'0	75'6			90'8	64'9			67'4	53'3



*Statement showing the daily readings of the dry and wet bulb*

Date.	JANUARY.		FEBRUARY.		MARCH.		APRIL.		MAY.		JUNE.	
	Dry.	Wet.	Dry.	Wet.	Dry.	Wet.	Dry.	Wet.	Dry.	Wet.	Dry.	Wet.
1	65.4	51.2	78.5	57.1	84.6	51.9	94.4	62.1	95.4	64.9	101.5	70.6
2	62.6	46.4	79.6	57.2	84.2	56.5	95.5	61.9	82.7	63.4	99.9	70.5
3	62.9	49.2	82.0	60.3	87.7	61.1	99.1	64.4	90.4	65.1	98.5	68.1
4	62.6	49.5	74.1	59.1	90.6	64.5	96.5	64.6	93.9	72.2	99.1	72.8
5	66.4	52.1	78.8	57.2	92.1	64.1	97.3	64.4	96.4	69.5	100.6	72.4
6	66.8	47.9	76.1	58.4	92.2	61.3	98.5	64.9	94.3	70.8	100.0	71.6
7	64.5	46.9	75.5	58.3	89.4	60.6	97.9	65.2	96.0	69.7	98.6	72.0
8	65.9	48.9	77.3	57.1	91.3	62.5	100.5	67.0	98.2	68.1	100.1	70.0
9	69.4	51.1	79.6	60.6	92.5	59.8	97.1	66.5	102.0	69.2	99.6	73.8
10	76.9	55.6	82.9	60.1	90.6	62.3	99.4	64.1	102.8	66.6	96.7	74.8
11	78.2	55.2	77.2	54.5	91.0	64.1	99.1	65.1	104.9	72.6	100.6	77.1
12	80.9	51.4	82.4	60.6	87.2	61.9	97.4	65.4	102.2	71.5	101.3	76.1
13	77.4	59.3	83.4	58.4	87.6	62.8	94.5	66.9	103.3	71.5	100.9	75.2
14	72.1	54.2	79.1	61.4	90.4	61.9	96.3	66.8	105.6	69.7	81.8	73.8
15	69.5	50.8	79.9	54.9	91.2	59.3	100.2	67.1	103.9	70.1	74.0	70.9
16	69.6	51.2	79.4	53.5	87.8	61.3	98.5	67.0	103.1	73.2	99.0	73.8
17	73.4	52.6	78.6	57.5	86.5	58.6	99.4	64.5	101.0	76.4	96.2	76.3
18	68.5	47.8	81.8	56.9	88.4	58.5	95.9	65.4	96.4	71.6	87.6	74.6
19	70.7	50.4	83.4	58.1	88.5	61.6	92.6	63.2	77.2	68.7	90.2	76.6
20	76.1	53.5	82.1	57.3	91.1	60.4	92.1	65.0	78.9	70.6	81.7	75.5
21	80.2	53.7	85.8	61.3	93.1	60.9	91.8	68.2	97.4	74.8	81.1	74.1
22	80.4	55.3	86.4	59.1	96.5	64.6	93.5	65.4	96.0	74.7	85.8	75.9
23	80.7	57.2	88.4	59.5	98.1	64.4	94.2	66.2	96.2	75.2	73.5	72.7
24	78.9	55.1	83.6	58.7	101.7	65.1	94.5	69.8	97.4	73.1	85.3	77.1
25	78.7	56.1	82.0	57.9	99.1	63.4	93.5	70.4	99.8	70.2	86.1	76.0
26	76.1	55.8	82.2	55.7	96.4	64.1	92.2	69.8	98.4	73.7	84.8	76.9
27	75.6	56.7	83.3	55.9	95.8	61.5	89.4	67.6	97.9	73.9	86.6	75.8
28	74.2	55.3	82.4	56.3	92.3	62.0	72.6	63.1	97.3	73.3	88.7	75.4
29	75.3	53.8	...	...	93.2	60.4	90.1	65.5	95.3	69.2	86.5	74.8
30	76.7	54.8			93.3	60.8	97.3	65.7	98.5	70.2	90.4	76.2
31	79.6	56.4			94.7	63.1			98.7	72.1		

*thermometers recorded at 4 P.M. during the year 1899.*

JULY.		AUGUST.		SEPTEMBER.		OCTOBER.		NOVEMBER.		DECEMBER.	
Dry.	Wet.	Dry.	Wet.	Dry.	Wet.	Dry.	Wet.	Dry.	Wet.	Dry.	Wet.
89.7	75.8	86.6	74.2	89.8	71.8	98.4	68.9	91.0	61.8	86.4	62.2
89.5	73.8	93.0	73.3	88.2	72.5	97.5	67.9	90.6	63.2	86.5	57.5
87.4	74.9	90.8	72.5	90.1	72.4	97.8	66.4	91.4	63.6	84.6	57.5
87.4	75.4	90.3	71.5	83.8	70.8	101.1	68.3	91.3	61.9	84.0	60.0
83.9	75.1	88.6	70.4	83.2	73.2	96.5	66.1	88.6	59.8	83.0	56.5
87.3	74.9	89.4	72.8	84.8	73.6	95.1	65.6	88.0	61.2	82.3	57.8
86.2	75.9	87.8	71.8	88.2	72.3	96.4	67.2	86.8	60.7	80.8	57.8
77.2	74.2	91.8	72.4	88.4	72.5	97.2	68.2	85.8	59.5	79.4	59.3
79.5	72.1	93.6	72.9	91.7	72.7	94.1	67.6	85.3	55.8	77.4	55.2
82.5	73.2	97.2	75.3	81.8	73.8	84.8	66.0	84.5	57.1	76.2	53.5
88.3	72.8	84.6	75.8	97.4	73.2	92.8	65.8	82.5	55.6	77.5	57.2
86.3	73.2	83.5	77.2	96.8	72.8	95.3	65.0	84.7	58.8	64.5	55.4
87.3	73.7	84.6	74.5	93.8	74.4	96.3	63.2	87.6	59.3	72.3	60.0
88.3	74.7	85.3	74.8	82.2	74.9	96.0	63.9	87.4	65.3	77.9	59.6
82.4	73.8	86.7	72.7	92.7	72.9	94.2	61.6	88.0	64.6	80.7	59.0
84.2	73.7	89.8	73.9	92.5	69.0	94.6	63.0	88.0	60.4	80.2	60.3
85.1	74.2	90.0	73.0	89.1	70.1	95.3	63.5	87.6	63.4	78.2	58.8
87.0	75.0	89.2	72.5	89.6	71.6	94.9	65.1	85.8	62.2	80.0	59.8
88.0	73.6	87.5	73.0	90.5	69.3	96.4	65.0	86.8	60.8	79.5	60.0
85.0	72.9	89.2	72.6	92.0	70.1	94.5	64.4	86.9	62.6	78.6	56.8
85.0	73.5	92.2	73.4	91.0	68.3	93.1	66.2	86.8	61.4	80.8	57.7
86.5	74.4	92.3	73.3	88.8	68.8	92.0	62.9	86.5	61.7	82.1	56.8
91.2	75.0	93.1	71.9	89.2	69.8	91.0	63.0	86.0	61.4	82.3	57.8
90.6	73.9	91.2	72.2	89.5	66.3	89.2	60.8	84.2	61.6	82.3	61.7
87.4	71.5	92.2	72.2	88.6	70.0	88.9	61.5	83.8	61.3	80.3	61.3
90.3	72.1	92.4	72.4	89.6	68.9	90.4	66.4	82.3	58.7	83.5	61.6
90.4	73.1	95.0	74.8	93.1	69.0	89.5	61.6	82.2	57.9	80.5	59.0
88.0	71.5	79.7	71.5	93.5	63.9	88.2	59.0	82.3	58.1	82.2	60.2
88.9	71.8	91.5	75.2	97.2	65.4	89.4	60.2	83.2	56.8	83.2	57.5
90.6	72.8	92.3	74.6	96.8	70.2	91.8	69.2	83.2	58.0	83.4	60.0
94.2	74.8	91.3	70.8			91.4	59.4			82.0	57.3



*Statement showing the daily readings of the dry and wet bulb*

Date.	JANUARY.		FEBRUARY.		MARCH.		APRIL.		MAY.		JUNE.	
	Dry.	Wet.	Dry.	Wet.	Dry.	Wet.	Dry.	Wet.	Dry.	Wet.	Dry.	Wet.
1	80.2	58.7	77.1	58.6	89.0	68.4	92.8	68.2	104.2	74.9	96.6	73.8
2	79.3	55.3	78.0	55.6	84.2	67.2	87.3	67.8	103.1	76.1	99.8	74.4
3	76.9	55.2	77.4	53.5	85.0	65.0	89.5	67.2	99.2	80.8	102.8	75.7
4	77.3	56.0	81.2	56.2	87.0	65.5	93.0	68.2	98.5	80.6	105.4	77.2
5	78.4	54.4	72.6	52.8	86.5	65.1	94.6	69.2	95.8	82.2	102.6	79.8
6	77.2	56.7	78.6	54.8	84.8	61.6	93.8	68.0	92.2	81.4	88.2	72.8
7	76.4	60.0	80.8	54.2	88.4	66.1	93.2	74.1	92.5	76.3	101.5	77.3
8	72.1	52.8	84.1	62.2	86.7	59.5	88.0	71.0	98.2	79.2	101.7	79.1
9	72.1	52.0	84.5	62.1	89.6	63.5	86.2	69.4	100.4	82.8	104.5	78.8
10	69.0	50.8	81.2	62.2	92.2	65.3	84.4	69.3	100.6	84.2	102.0	76.8
11	73.1	51.2	79.7	60.4	93.5	65.6	92.3	71.0	97.2	84.2	102.3	74.3
12	77.6	56.7	77.8	59.0	95.2	66.6	94.0	68.4	96.2	80.8	111.0	76.2
13	80.8	60.0	75.4	56.8	97.4	68.2	99.0	71.5	90.1	79.0	108.5	77.8
14	73.5	56.4	77.9	55.4	95.4	68.7	100.8	76.1	91.6	80.0	102.2	79.2
15	71.6	52.3	82.2	57.3	92.5	64.6	100.2	78.7	90.6	79.5	97.3	75.1
16	69.4	48.0	83.6	57.6	89.3	67.0	101.0	68.6	79.8	69.4	97.9	76.2
17	64.6	44.5	77.2	55.6	90.2	69.6	84.4	67.5	93.4	70.4	98.8	74.2
18	62.2	44.5	79.0	57.4	93.0	73.2	102.8	69.0	95.5	72.2	99.2	77.2
19	63.9	47.0	77.2	56.3	92.3	70.4	102.4	72.3	100.5	70.8	99.8	76.1
20	75.3	57.6	80.2	57.5	86.7	70.5	103.0	74.5	97.8	69.9	98.4	76.0
21	73.8	56.2	82.9	60.0	89.6	69.5	93.6	74.4	99.4	72.2	98.2	77.2
22	72.2	53.6	84.2	59.3	92.3	68.8	97.0	71.2	99.2	72.7	96.5	77.5
23	66.3	47.4	85.0	61.8	91.4	71.8	93.2	72.8	97.4	75.5	96.5	77.5
24	57.9	43.6	80.2	61.3	89.5	72.3	93.6	68.6	96.4	78.2	95.6	78.6
25	63.4	47.0	81.2	58.1	90.8	72.8	94.6	70.3	102.3	77.0	95.5	79.0
26	67.5	49.7	78.6	61.0	91.6	75.2	96.4	68.2	101.5	73.9	97.4	79.0
27	72.2	53.5	85.3	62.9	92.7	74.9	97.7	69.9	101.4	75.3	100.6	79.2
28	73.0	55.0	89.6	65.0	92.2	73.0	93.4	65.4	103.8	75.6	101.4	80.6
29	73.5	55.0	...	...	94.2	70.0	99.4	75.8	103.0	78.6	102.0	82.4
30	73.4	58.6			93.8	64.8	101.8	73.1	99.8	80.3	101.3	79.7
31	76.6	58.6			95.0	65.3			99.4	70.0		

*thermometers recorded at 4 P.M. during the year 1900.*

JULY.		AUGUST.		SEPTEMBER.		OCTOBER.		NOVEMBER.		DECEMBER.	
Dry.	Wet.	Dry.	Wet.	Dry.	Wet.	Dry.	Wet.	Dry.	Wet.	Dry.	Wet.
101'2	79'2	77'0	76'1	72'5	71'8	82'3	69'0	87'5	65'1	82'2	62'2
99'2	77'5	83'2	78'6	78'0	74'7	85'2	66'2	87'0	63'5	82'1	61'1
98'0	78'0	88'6	79'4	75'5	74'2	87'2	68'5	86'5	61'5	82'5	64'1
94'3	77'8	76'8	74'8	77'5	76'8	85'3	69'9	87'5	61'6	77'3	60'9
94'2	77'1	78'0	76'2	79'2	75'4	86'7	72'2	87'3	63'2	73'5	56'2
94'8	77'2	76'2	75'5	76'2	73'8	86'4	69'4	88'3	63'2	74'4	58'6
94'5	76'6	75'2	74'8	79'8	75'0	86'4	68'9	87'5	61'5	75'0	63'3
94'4	76'9	81'0	76'2	83'0	77'0	86'0	69'6	85'3	61'5	80'0	65'8
93'5	78'5	80'8	78'5	80'7	75'2	86'0	64'8	85'4	61'4	79'6	60'7
89'6	77'5	84'6	79'0	75'5	74'8	86'5	63'3	86'6	62'7	75'2	61'2
74'5	74'2	81'0	77'0	81'0	77'8	88'3	65'6	84'8	62'2	78'2	67'3
84'4	79'4	77'3	76'2	78'6	71'0	88'5	64'2	83'5	62'7	74'2	67'8
85'8	78'5	81'4	77'4	80'3	74'8	88'8	65'4	82'0	62'5	79'7	64'0
86'8	78'4	77'3	76'4	82'5	75'3	88'6	64'4	81'6	61'6	71'2	55'0
86'8	79'6	78'2	75'8	86'0	75'2	88'2	63'2	81'8	64'0	70'8	57'8
89'7	76'8	78'8	74'0	83'5	74'8	87'8	68'9	70'2	63'8	72'8	61'5
91'3	75'8	83'3	75'0	76'0	75'0	88'2	66'0	78'2	65'0	76'9	64'0
90'1	75'9	83'4	74'7	80'7	75'0	88'6	69'3	79'5	65'5	80'2	65'0
91'3	75'2	82'3	76'2	70'8	69'3	89'1	68'5	80'2	65'2	75'2	60'8
93'7	76'8	83'5	76'8	83'5	75'0	87'0	67'5	81'8	64'2	70'6	60'0
91'5	77'5	74'0	72'0	73'0	72'0	87'0	65'6	82'8	66'8	72'5	60'8
91'8	76'8	78'6	73'5	81'4	74'2	87'0	66'4	81'3	67'0	76'3	62'0
93'8	78'2	79'0	75'7	83'6	72'2	83'5	66'4	79'8	61'2	78'6	67'0
79'8	76'5	80'5	74'8	81'6	74'9	84'4	67'1	79'5	62'6	75'0	61'5
75'5	75'2	79'5	74'4	82'0	74'0	83'2	65'2	74'6	61'2	70'8	57'3
95'4	81'5	82'2	75'2	83'0	74'6	82'2	63'2	80'5	63'2	69'8	59'7
91'5	77'5	83'5	77'1	82'5	73'1	83'3	64'2	81'5	61'5	70'6	59'0
76'6	74'8	81'6	75'2	83'5	72'5	84'3	65'2	82'8	61'0	66'0	53'3
86'0	76'5	78'5	73'2	82'5	71'2	85'0	66'2	81'5	61'3	66'4	54'3
82'3	78'2	78'7	75'1	82'2	70'4	87'2	66'6	82'8	63'5	65'9	55'4
80'8	77'4	75'1	74'2			90'2	64'0			66'5	58'1



*Statement showing the daily readings of the dry and wet bulb*

Date.	JANUARY.		FEBRUARY.		MARCH.		APRIL.		MAY.		JUNE.	
	Dry.	Wet.	Dry.	Wet.	Dry.	Wet.	Dry.	Wet.	Dry.	Wet.	Dry.	Wet.
1	66'0	54'2	82'0	61'2	85'4	61'2	91'5	72'8	98'0	77'0	100'2	82'1
2	64'1	53'0	83'8	61'8	85'5	63'8	94'2	70'3	97'7	76'4	100'5	82'2
3	65'6	55'2	77'3	60'0	87'0	64'9	91'4	70'2	89'8	76'3	97'5	81'8
4	64'8	53'3	78'6	59'6	85'5	63'2	95'2	72'6	79'8	74'8	98'4	81'3
5	65'8	54'7	72'9	53'2	87'6	65'0	97'4	75'7	95'5	73'2	100'0	79'2
6	66'4	52'4	70'7	53'7	83'0	62'0	96'4	73'3	92'2	73'4	83'4	77'2
7	68'2	54'3	71'6	54'0	83'8	59'2	96'2	72'8	98'4	69'9	89'3	74'2
8	54'2	52'7	72'2	53'8	81'8	62'0	95'3	64'0	97'0	74'5	105'2	79'2
9	65'0	56'1	74'5	56'3	83'3	58'5	97'0	66'2	98'2	75'8	109'5	81'2
10	67'0	54'8	68'8	56'5	87'3	63'5	97'8	67'0	99'0	72'0	101'5	79'8
11	71'0	56'2	73'8	55'5	90'3	63'8	95'5	70'2	85'0	74'6	101'5	84'2
12	79'7	64'2	70'0	49'9	88'8	64'0	99'5	72'6	93'4	75'3	99'7	84'8
13	74'1	63'8	72'2	52'3	87'2	59'8	99'5	71'0	93'4	74'2	98'6	84'2
14	64'6	50'2	72'2	52'3	91'0	67'0	97'8	68'6	103'8	78'2	93'8	83'8
15	65'5	50'0	73'8	52'6	91'4	68'5	99'6	68'2	99'7	79'2	98'0	80'4
16	65'3	52'0	74'9	54'4	90'7	66'2	94'0	64'0	96'2	79'2	99'0	84'5
17	70'2	55'8	75'0	53'4	93'5	68'8	95'3	63'7	96'2	70'3	11'4	83'0
18	68'5	53'5	75'7	54'6	93'2	72'0	97'5	63'8	99'6	75'3	102'8	82'0
19	73'2	57'6	71'1	54'2	95'1	67'2	95'9	68'2	102'5	78'0	100'5	83'0
20	72'7	62'5	69'0	54'6	95'2	68'6	92'5	70'0	100'8	81'3	98'3	83'4
21	76'0	62'5	64'1	46'0	92'8	72'2	92'5	69'9	100'6	82'4	95'3	75'2
22	69'8	56'8	69'3	51'8	86'5	67'8	92'8	68'2	103'2	81'5	95'3	75'7
23	76'8	60'2	71'4	53'2	86'8	69'5	93'0	74'4	82'3	75'3	97'3	75'5
24	78'5	64'0	72'2	52'8	88'3	65'4	95'6	73'5	104'0	76'5	98'0	77'4
25	78'8	63'2	76'4	55'2	91'2	65'5	97'0	68'2	102'2	79'3	95'2	76'8
26	...	...	82'1	55'5	94'2	67'6	100'3	70'2	106'4	83'2	77'8	75'1
27	76'5	61'9	84'5	57'8	95'8	69'0	101'5	73'5	105'6	85'8	80'0	75'4
28	80'0	63'4	83'2	58'6	98'0	71'0	99'9	73'8	106'3	85'5	95'4	77'0
29	81'2	59'2	...	...	95'8	67'3	100'4	69'0	106'8	88'2	96'5	75'8
30	80'6	61'3			94'6	70'8	97'5	73'0	106'4	72'2	95'2	75'0
31	80'5	60'7			94'0	71'2			103'0	79'6		

*thermometers recorded at 4 P.M. during the year 1901.*

JULY.		AUGUST.		SEPTEMBER.		OCTOBER.		NOVEMBER.		DECEMBER.	
Dry.	Wet.	Dry.	Wet.	Dry.	Wet.	Dry.	Wet.	Dry.	Wet.	Dry.	Wet.
98.7	77.8	80.8	75.8	85.0	73.5	...	...	92.8	65.0	84.5	64.8
93.0	75.0	85.0	78.5	82.6	73.1	95.8	71.0	90.4	65.2	84.4	66.6
106.3	75.3	77.0	76.4	81.8	73.0	95.2	71.4	89.6	63.4	82.8	66.0
103.4	80.0	76.1	75.9	81.9	72.5	90.5	72.5	89.8	65.2	88.1	61.5
94.0	80.2	76.6	75.1	83.3	72.0	93.5	71.8	89.6	62.5	80.1	61.1
94.0	80.0	79.8	75.0	83.4	70.8	93.9	72.0	88.6	62.2	80.2	61.2
87.0	80.3	78.6	74.2	84.0	70.3	94.0	73.2	87.6	60.3	80.2	61.6
87.1	75.1	83.1	75.0	74.8	71.2	92.7	72.0	88.0	62.0	79.2	59.5
90.4	76.5	84.0	73.6	81.5	71.3	92.2	72.2	88.0	63.0	78.7	59.9
87.1	77.0	83.4	74.0	84.5	72.5	94.0	72.0	84.9	63.2	76.8	60.9
90.0	77.0	79.0	75.0	84.3	70.2	94.3	74.3	80.5	59.8	79.4	60.2
90.2	75.2	74.0	72.8	84.6	71.2	94.0	73.6	82.2	61.0	79.2	57.7
90.8	73.6	76.6	74.6	81.6	71.4	91.5	72.0	83.0	62.0	78.8	58.1
90.2	74.1	77.8	73.5	75.0	70.3	93.7	72.5	82.5	61.5	77.6	57.1
91.2	75.0	77.8	73.6	85.4	74.4	89.4	69.2	82.3	63.8	78.3	58.2
91.5	75.3	80.2	76.2	89.5	73.0	87.2	73.3	83.0	65.4	78.0	59.0
95.0	78.2	81.1	77.5	90.0	72.0	83.2	72.8	83.5	65.0	75.0	58.6
87.1	80.0	75.3	74.2	90.7	71.8	83.0	74.0	83.1	61.2	73.2	58.5
83.8	77.1	79.5	77.5	92.0	73.5	90.8	72.2	83.4	61.7	76.5	58.0
86.0	76.4	80.6	76.0	...	...	90.3	72.5	83.6	60.1	75.5	59.1
86.1	76.4	78.2	73.9	...	...	90.0	73.2	82.6	59.2	75.5	57.5
89.7	74.3	79.5	73.8	...	...	91.8	70.8	82.0	60.1	75.0	57.0
93.5	76.5	80.8	72.8	...	...	93.8	69.3	80.5	63.0	75.5	56.3
77.3	75.5	82.3	72.9	...	...	94.6	70.2	78.9	60.2	75.2	58.2
78.6	76.0	80.5	72.5	...	...	93.2	69.2	78.8	58.8	76.4	58.9
77.9	77.2	86.5	75.3	89.6	70.6	93.2	69.0	78.0	68.2	78.3	59.5
87.1	79.3	83.4	74.8	85.6	69.2	93.6	68.2	81.5	62.3	73.6	54.0
74.9	73.2	83.8	73.4	93.2	68.5	92.4	69.0	82.0	62.8	72.8	55.0
84.8	78.2	82.7	73.5	...	...	92.0	68.3	85.8	64.7	72.6	57.3
83.7	78.0	78.3	75.1	...	...	93.3	66.4	84.5	64.5	75.3	58.3
82.8	76.4	85.8	73.9			93.0	67.2			74.2	55.1



*Statement showing the daily readings of the dry and wet bulb*

Date.	JANUARY.		FEBRUARY.		MARCH.		APRIL.		MAY.		JUNE.	
	Dry.	Wet.	Dry.	Wet.	Dry.	Wet.	Dry.	Wet.	Dry.	Wet.	Dry.	Wet.
1	75.5	55.7	74.5	59.1	92.0	69.2	94.4	72.2	103.0	80.2	102.3	86.1
2	75.6	55.5	74.0	59.5	93.0	71.7	94.0	72.2	88.6	77.1	105.0	87.2
3	74.3	55.4	75.8	60.8	93.4	73.2	85.2	70.8	104.5	78.0	104.4	86.0
4	69.8	52.0	82.1	65.1	93.2	72.0	77.2	66.0	106.3	79.9	101.2	87.0
5	66.9	49.4	75.3	63.2	90.5	70.8	89.2	73.2	107.0	82.8	98.5	79.6
6	64.5	50.6	75.5	62.3	92.5	73.6	94.1	75.2	105.5	81.8	100.8	81.0
7	66.4	56.8	73.6	61.0	90.8	72.8	93.6	76.2	99.0	82.2	101.3	79.0
8	74.0	63.1	75.9	62.5	91.2	71.8	95.0	76.3	96.3	80.5	102.8	79.4
9	76.2	63.2	78.2	64.1	90.2	70.0	95.0	76.8	95.0	80.0	106.5	81.0
10	77.0	61.2	82.8	62.4	93.1	72.4	96.2	78.4	95.6	80.8	100.4	78.8
11	75.2	57.8	85.5	66.0	88.5	72.6	99.0	80.0	97.6	80.8	95.0	80.5
12	74.4	56.2	86.4	65.4	87.0	71.1	96.5	81.0	99.1	77.0	98.6	82.5
13	75.8	55.7	84.1	67.5	89.1	70.0	96.3	81.0	91.2	78.0	93.0	76.7
14	80.7	60.9	85.0	70.0	93.6	72.4	98.6	82.5	90.3	74.6	91.0	75.0
15	79.8	62.8	85.6	69.6	96.0	75.5	96.7	81.0	95.0	77.0	92.5	73.6
16	78.1	57.4	85.0	69.2	96.0	78.0	96.5	83.1	97.2	77.0	94.5	74.2
17	76.1	58.5	86.2	70.8	94.0	77.8	99.6	82.6	100.1	79.3	94.0	72.8
18	77.2	58.6	86.4	72.8	94.0	80.3	97.5	80.2	101.6	81.2	87.0	70.0
19	85.2	59.4	81.8	68.8	90.0	75.2	102.0	86.0	104.0	81.6	83.0	75.5
20	86.0	65.2	81.2	71.2	91.4	75.4	96.3	82.3	99.2	81.7	91.0	77.2
21	89.2	68.4	82.0	60.2	88.6	69.7	99.5	83.6	100.4	81.0	91.5	76.0
22	88.0	66.5	84.0	61.6	93.2	74.6	101.0	85.3	100.8	84.2	91.6	75.3
23	86.3	66.2	85.5	63.7	92.0	79.2	97.3	82.8	102.2	86.0	93.8	76.2
24	81.4	63.3	90.1	65.9	96.8	80.5	98.0	87.0	102.5	86.8	89.5	77.0
25	79.0	61.0	88.0	63.2	97.0	80.2	98.8	80.1	99.5	85.0	93.0	76.3
26	86.5	66.8	88.0	65.0	97.2	82.2	99.4	72.3	99.0	84.8	91.0	77.0
27	87.2	67.2	87.2	64.6	94.7	80.5	98.2	69.2	103.0	84.1	95.2	77.4
28	83.8	65.1	89.6	66.2	95.0	78.0	100.6	70.0	104.9	73.6	97.4	77.8
29	75.4	59.6	...	...	94.4	70.4	103.0	75.5	104.2	78.0	89.5	81.0
30	75.8	59.2			96.8	67.0	100.6	76.0	103.7	78.2	97.0	76.3
31	70.5	55.4			99.0	71.6			105.5	84.5		

*thermometers recorded at 4 P.M. during the year 1902.*

JULY.		AUGUST.		SEPTEMBER.		OCTOBER.		NOVEMBER.		DECEMBER.	
Dry.	Wet.	Dry.	Wet.	Dry.	Wet.	Dry.	Wet.	Dry.	Wet.	Dry.	Wet.
95.8	75.9	89.5	79.9	84.0	78.2	85.0	74.0	81.3	74.8	75.4	58.0
96.3	77.3	89.0	79.3	86.8	80.5	85.5	74.0	82.8	63.2	75.5	57.2
93.3	77.2	90.5	80.0	77.0	75.0	88.0	72.0	84.3	64.6	76.6	62.2
94.1	78.3	91.1	80.5	81.3	76.2	86.1	73.5	85.3	66.0	79.8	60.7
85.7	79.0	91.0	80.4	81.2	75.5	87.1	75.2	87.0	66.2	76.2	59.3
89.2	82.0	89.6	79.8	81.0	76.0	86.3	74.0	86.0	66.6	76.5	61.1
98.2	80.0	92.0	81.0	82.3	75.5	87.3	73.2	85.2	66.0	76.5	62.2
78.5	76.5	87.6	78.8	77.0	73.3	88.6	76.0	85.3	67.2	75.1	61.1
92.0	80.2	88.2	79.0	87.2	76.3	88.5	72.0	84.5	65.5	73.6	59.6
95.3	78.5	89.4	79.2	88.0	80.3	88.5	71.6	84.3	65.4	74.3	60.1
98.0	79.0	87.5	79.3	80.0	78.5	88.4	73.2	85.8	67.2	72.6	62.3
98.2	80.8	90.0	80.0	87.2	79.2	86.5	70.0	84.2	67.2	72.5	66.1
82.0	77.8	89.0	79.2	75.4	74.0	67.3	65.5	82.1	66.2	67.8	64.4
85.3	79.0	90.8	73.5	78.6	75.5	78.0	69.4	83.0	67.3	77.2	67.2
81.0	77.5	93.8	76.3	75.5	73.5	84.0	70.3	80.0	65.0	80.6	66.6
92.5	82.8	90.2	77.5	85.0	78.0	87.2	70.8	79.6	63.5	80.8	66.0
84.2	78.2	91.6	77.8	75.4	73.6	84.3	74.6	81.0	64.5	80.3	63.5
82.3	77.8	86.2	76.8	79.0	74.0	87.8	74.0	81.1	64.0	80.0	60.8
85.3	77.0	81.4	77.2	80.0	77.0	88.0	72.0	81.8	65.0	74.5	59.3
89.0	79.0	93.1	76.3	77.3	75.5	86.8	69.3	80.3	64.0	73.0	55.8
87.1	78.4	78.2	75.5	83.5	73.5	87.2	72.0	80.2	65.2	68.6	50.5
81.5	76.3	77.0	75.0	80.5	73.6	88.2	72.0	79.6	63.6	69.0	53.3
85.2	78.5	83.5	75.2	84.5	72.5	89.0	73.3	80.6	60.3	68.0	50.4
89.0	79.2	85.0	75.6	83.8	70.0	88.0	73.8	80.0	60.0	67.3	50.0
89.4	79.3	82.0	74.8	83.5	71.8	87.0	72.2	79.6	60.0	67.0	50.0
88.0	80.0	79.0	77.2	83.0	71.4	86.0	67.3	78.5	59.0	67.0	50.0
89.8	80.0	75.0	74.1	83.6	72.3	85.4	69.0	78.0	60.2	67.2	48.8
89.4	78.5	76.6	76.0	83.0	71.0	84.0	64.0	76.3	59.8	71.0	52.0
89.6	79.5	78.1	75.0	82.7	72.5	83.0	67.0	76.2	59.3	75.0	56.3
86.5	79.8	78.5	75.5	83.8	72.5	82.8	64.2	75.3	59.2	77.5	57.3
91.0	81.0	79.2	75.5			79.8	66.4			78.0	58.2



*Statement showing the daily readings of the dry and wet bulb*

Date.	JANUARY.		FEBRUARY.		MARCH.		APRIL.		MAY.		JUNE.	
	Dry.	Wet.	Dry.	Wet.	Dry.	Wet.	Dry.	Wet.	Dry.	Wet.	Dry.	Wet.
1	77.8	57.0	66.7	52.3	87.2	67.2	78.5	58.0	101.3	72.8	102.5	76.8
2	73.5	55.6	72.3	54.0	84.2	64.2	80.0	60.2	102.5	72.6	97.6	76.0
3	75.5	58.5	71.5	55.0	77.2	63.5	83.3	63.3	102.0	76.8	105.4	75.8
4	75.5	59.6	72.3	54.5	79.0	61.0	87.0	65.9	103.3	77.2	102.0	74.4
5	76.5	61.3	74.6	55.2	78.5	62.0	86.3	65.6	95.5	74.8	101.5	73.3
6	76.6	65.0	70.0	52.5	77.2	60.2	89.0	70.2	101.0	74.4	102.0	75.0
7	76.3	63.3	70.3	53.8	76.5	58.2	91.6	71.6	101.3	76.8	106.3	78.2
8	78.0	59.4	...	...	75.5	56.6	91.2	70.8	102.2	76.8	91.3	73.5
9	75.6	55.2	...	...	79.2	59.2	87.6	72.7	78.2	70.3	106.0	75.4
10	73.9	56.1	82.5	61.6	81.5	63.3	90.2	68.6	99.6	72.2	105.0	75.6
11	76.5	58.8	82.6	60.5	80.6	67.2	91.7	70.3	95.0	71.2	105.4	77.0
12	73.0	56.3	77.3	60.3	79.5	60.8	95.0	70.2	96.5	73.2	87.8	71.9
13	71.3	54.3	75.0	57.2	77.6	61.2	97.0	69.2	98.5	70.6	83.8	72.3
14	70.0	54.2	75.0	58.3	78.6	61.4	96.4	68.2	98.3	72.2	102.5	78.6
15	76.3	58.2	79.0	60.5	81.2	61.3	100.6	68.8	99.2	72.5	95.6	75.8
16	74.6	56.3	75.6	62.6	83.3	62.6	98.8	67.2	97.2	72.8	94.5	76.4
17	70.2	53.3	76.3	64.0	88.2	65.3	100.2	66.3	92.8	72.8	95.8	74.8
18	70.0	52.6	79.0	63.7	88.8	69.6	100.1	66.2	96.2	72.7	96.4	74.2
19	70.8	54.2	77.0	60.0	87.6	69.3	97.2	66.2	100.0	73.0	96.0	73.6
20	73.3	56.1	77.5	61.2	81.7	69.6	95.0	65.2	101.3	73.2	94.6	74.4
21	76.8	59.7	78.0	61.2	88.8	70.0	96.4	68.9	105.0	74.5	98.0	75.0
22	73.7	64.6	79.0	60.4	88.0	72.0	94.5	66.2	105.3	76.5	98.2	74.8
23	80.2	66.0	80.4	62.0	87.6	71.2	97.6	68.6	103.6	77.8	98.0	75.3
24	76.0	64.3	84.3	63.2	87.2	68.8	97.6	68.2	83.2	69.3	85.2	75.2
25	69.6	54.0	90.5	68.2	89.2	65.5	97.6	69.2	76.5	71.0	82.5	74.2
26	71.0	50.1	92.6	68.8	93.0	67.5	98.2	70.3	99.0	76.8	97.0	74.2
27	66.5	49.2	91.3	70.3	92.0	65.2	98.2	71.6	97.6	72.5	95.0	75.5
28	68.4	50.6	87.5	68.6	93.5	66.0	99.0	73.0	92.0	71.0	93.0	74.3
29	69.0	51.2	87.2	67.2	95.0	69.0	98.0	71.5	102.2	71.9	95.3	75.0
30	71.0	56.0			88.5	68.0	96.2	73.0	100.6	73.3	83.0	74.5
31	68.0	50.0			81.2	62.6			99.0	75.2		



*thermometers recorded at 4 P. M. during the year 1903.*

JULY.		AUGUST.		SEPTEMBER.		OCTOBER.		NOVEMBER.		DECEMBER.	
Dry.	Wet.	Dry.	Wet.	Dry.	Wet.	Dry.	Wet.	Dry.	Wet.	Dry.	Wet.
87.2	72.0	82.8	74.5	82.0	75.6	89.0	73.3	84.0	59.4	79.8	61.6
93.6	76.2	78.8	72.8	81.2	74.0	88.3	72.4	83.6	61.2	81.0	62.3
97.8	73.8	88.0	75.8	82.0	73.3	87.0	73.5	83.0	61.8	79.0	61.0
99.6	75.2	80.3	76.4	83.4	75.4	88.0	73.9	81.8	61.0	80.4	58.0
101.0	79.2	80.5	77.4	83.0	74.0	88.0	72.5	80.0	60.2	79.0	59.3
102.2	76.0	77.5	72.5	84.0	75.0	88.8	67.0	79.1	54.4	79.0	60.2
100.6	78.6	82.5	71.4	74.6	73.0	89.0	64.2	78.5	58.5	78.1	58.7
91.0	74.5	77.4	69.5	74.4	72.5	84.3	66.5	77.0	55.6	77.5	59.0
98.2	77.0	83.3	72.5	81.0	74.4	84.3	66.2	77.5	58.0	77.5	58.0
99.7	77.6	84.0	75.8	78.0	74.0	87.4	66.4	79.0	59.2	79.8	57.4
97.2	78.4	79.8	74.0	81.0	75.6	88.0	69.0	78.5	58.0	78.2	56.5
93.5	76.8	74.4	72.6	76.8	72.8	89.0	68.2	79.8	60.0	75.0	50.4
91.2	79.8	77.4	72.8	85.8	70.2	89.6	64.6	80.0	61.2	73.8	52.4
88.5	79.2	80.0	75.5	80.2	70.5	90.0	63.3	79.3	68.5	71.5	52.3
80.0	77.7	82.3	75.8	88.5	73.0	89.6	64.6	79.4	62.6	74.0	54.4
88.6	77.0	78.8	73.0	88.3	71.4	89.8	68.0	80.4	58.5	78.0	57.0
89.8	78.0	81.0	75.0	90.0	70.8	87.5	64.8	81.3	58.5	76.4	55.0
90.0	77.5	82.0	75.0	88.0	74.8	89.0	64.6	82.2	59.8	74.3	59.1
80.6	75.3	84.5	75.3	84.6	76.8	88.5	65.0	78.2	57.8	74.5	54.4
79.3	76.8	86.0	76.8	79.8	76.6	89.2	68.0	78.3	58.0	77.0	55.5
78.0	76.8	85.0	76.0	84.8	76.8	88.4	68.2	77.5	58.8	76.5	55.3
78.2	74.3	86.7	78.0	81.0	77.6	85.0	65.0	77.8	57.8	74.8	54.8
83.8	75.0	82.3	76.8	75.0	73.8	88.6	67.2	79.0	58.5	74.0	55.2
77.3	76.2	86.2	77.8	77.0	72.5	86.0	66.3	78.5	57.8	74.8	53.2
78.6	77.2	75.8	75.4	87.3	77.3	88.5	67.0	77.5	58.0	71.0	53.0
88.2	81.2	80.6	78.2	86.8	75.0	88.3	68.0	79.6	59.0	61.4	43.6
79.6	78.2	79.2	74.8	85.4	75.2	87.0	68.0	78.8	58.3	61.8	45.4
79.0	77.0	78.0	74.0	84.4	76.8	87.6	64.0	77.0	57.8	64.3	47.5
75.8	74.3	79.4	75.2	87.5	76.8	83.6	62.2	78.0	58.0	68.0	51.3
73.4	72.7	82.5	75.0	87.0	75.0	83.2	62.0	78.6	61.0	71.2	52.5
80.6	77.4	84.5	76.9			83.4	59.2			75.3	55.5



*Daily readings of the dry and wet bulb thermometers*

Date.	JANUARY.		FEBRUARY.		MARCH.		APRIL.		MAY.		JUNE.	
	Dry.	Wet.	Dry.	Wet.	Dry.	Wet.	Dry.	Wet.	Dry.	Wet.	Dry.	Wet.
1	...	...	...	...	81.8	66.4	87.4	66.8	97.4	73.0	93.6	73.7
2	...	...	...	...	62.4	51.0	89.9	67.4	98.6	75.4	97.0	72.9
3	...	...	...	...	61.1	44.3	88.8	62.7	97.5	77.6	96.7	78.6
4	...	...	...	...	59.2	49.1	91.6	67.5	99.6	80.8	96.5	80.4
5	...	...	...	...	70.0	50.5	94.4	68.0	101.0	81.7	95.5	79.3
6	...	...	...	...	73.0	52.4	89.3	65.5	100.6	79.2	94.9	77.4
7	...	...	...	...	77.2	57.1	91.0	69.2	100.4	85.2	91.7	78.7
8	...	...	...	...	78.2	58.0	89.0	66.6	89.0	68.1	94.0	78.9
9	...	...	...	...	82.3	59.7	93.8	62.1	86.7	73.6	95.3	75.9
10	...	...	...	...	78.1	57.5	90.3	63.5	87.0	73.3	90.2	76.2
11	...	...	...	...	77.5	58.0	97.3	67.6	87.8	73.0	88.6	78.0
12	...	...	...	...	82.4	60.1	98.5	69.7	84.3	73.5	89.9	77.6
13	...	...	...	...	84.8	61.6	100.0	72.3	83.5	72.6	87.4	76.8
14	...	...	...	...	86.8	63.0	98.8	71.5	87.4	71.6	89.0	76.6
15	...	...	...	...	87.3	63.3	99.8	71.6	89.9	75.3	84.8	78.0
16	...	...	...	...	86.6	60.1	94.5	68.0	90.6	71.4	89.4	80.1
17	...	...	...	...	86.9	63.0	97.8	67.2	89.0	73.2	90.1	77.6
18	...	...	...	...	87.5	63.9	96.0	67.4	88.5	73.9	87.4	78.6
19	...	...	...	...	79.0	58.3	97.8	69.0	87.4	72.6	86.4	75.4
20	...	...	...	...	78.0	60.1	96.4	70.2	91.9	74.2	85.0	74.9
21	...	...	...	...	78.2	55.9	98.0	75.0	97.4	77.6	85.4	73.5
22	...	...	...	...	83.2	61.3	99.7	77.4	99.1	79.9	84.2	71.9
23	...	...	...	...	86.5	64.3	97.7	70.5	100.7	82.4	83.8	73.1
24	...	...	...	...	89.5	66.3	98.6	73.2	100.6	72.2	83.9	74.2
25	...	...	74.1	56.0	89.0	62.5	100.2	75.3	101.1	75.0	83.9	74.2
26	...	...	73.0	56.8	91.3	63.7	100.8	75.7	97.9	75.7	84.7	74.8
27	...	...	75.7	69.3	84.0	63.9	99.0	76.9	96.4	76.1	87.9	77.4
28	...	...	82.1	66.5	90.3	64.5	98.0	80.2	98.9	78.7	87.6	77.2
29	...	...	...	...	91.8	65.0	98.9	83.0	101.0	78.9	85.6	76.1
30	...	...	...	...	93.7	66.6	99.9	72.6	100.7	84.3	85.3	75.9
31	...	...	...	...	92.4	67.9	...	95.3	70.2	...	...	...

*recorded at 10 A.M. during the year 1898.*

JULY.		AUGUST.		SEPTEMBER.		OCTOBER.		NOVEMBER.		DECEMBER.	
Dry.	Wet.	Dry.	Wet.	Dry.	Wet.	Dry.	Wet.	Dry.	Wet.	Dry.	Wet.
86.6	74.9	79.9	73.1	72.6	71.6	85.7	68.1	82.4	60.2	74.4	57.9
86.0	74.5	79.6	73.2	75.4	74.8	87.2	68.5	85.5	64.8	72.7	55.9
88.4	71.2	82.2	73.9	81.8	74.9	88.8	70.7	81.3	55.6	73.1	56.4
91.6	79.0	82.2	75.3	82.0	74.9	88.3	70.2	81.1	59.5	70.8	52.1
81.9	77.0	78.1	72.6	77.2	71.2	89.6	67.5	76.9	61.6	69.4	53.5
82.2	78.0	80.1	72.7	81.7	73.4	89.7	72.3	75.5	55.5	69.1	59.2
78.4	75.5	77.4	70.3	81.2	73.6	90.4	69.2	75.6	55.3	60.0	59.0
79.6	75.7	77.2	71.0	85.5	76.1	91.2	67.2	75.1	57.3	60.7	59.9
81.9	75.4	79.1	72.2	86.5	76.2	88.8	68.1	75.4	58.7	63.3	62.2
81.8	77.6	79.0	72.3	85.6	77.9	87.3	66.2	78.7	62.4	65.9	63.3
79.1	72.5	79.1	71.8	87.5	77.2	86.1	65.0	80.4	63.9	72.6	67.6
78.0	73.5	77.2	71.7	83.1	76.2	85.6	70.0	82.5	64.4	70.9	58.4
82.0	73.9	80.6	71.7	79.9	75.5	85.7	68.6	81.9	60.3	67.4	50.7
80.5	75.4	78.9	71.1	80.3	75.2	89.1	63.3	82.5	63.7	64.0	47.6
81.5	73.9	80.4	71.6	82.3	75.3	90.6	64.4	84.3	69.3	64.4	48.3
81.1	71.4	78.7	70.7	83.2	76.1	88.5	63.1	83.2	64.0	65.2	50.2
78.0	73.0	84.9	72.0	81.4	74.4	87.1	63.8	81.4	61.9	67.8	54.5
82.1	73.7	84.5	73.4	82.8	73.5	87.4	67.4	83.7	65.3	70.5	55.6
80.6	73.8	80.9	74.8	82.4	73.4	88.5	65.1	79.1	61.0	72.4	57.7
80.4	75.4	80.4	74.4	78.6	71.6	89.8	62.7	77.1	57.6	71.2	60.1
81.8	75.2	78.6	72.5	79.5	70.6	89.4	65.3	76.4	57.2	69.3	53.5
83.2	76.9	82.2	74.6	82.8	70.9	89.6	65.5	80.1	60.3	65.2	52.1
85.3	77.0	79.9	73.3	83.3	70.4	88.4	64.2	81.6	62.4	65.4	52.2
80.6	78.1	80.1	73.6	85.6	69.3	87.7	67.0	78.9	60.4	66.1	54.6
87.0	79.2	76.6	72.2	87.4	69.5	84.8	59.6	80.4	65.4	69.6	58.1
88.8	80.7	77.0	72.9	89.0	72.1	83.8	58.4	79.8	59.3	71.5	56.1
86.0	79.7	78.0	73.5	87.3	69.6	82.1	59.9	78.4	59.4	68.1	53.4
82.4	77.6	78.1	70.7	86.9	71.3	82.9	61.3	77.9	59.0	66.1	53.3
80.8	76.9	79.2	71.3	81.5	71.4	83.1	61.4	75.8	55.5	70.0	54.3
80.5	75.2	81.8	74.0	84.4	66.0	84.5	62.1	74.3	52.5	66.5	55.6
78.0	73.7	83.4	75.0			84.2	64.1			61.5	52.8



*Daily readings of the dry and wet bulb*

Date	JANUARY.		FEBRUARY.		MARCH.		APRIL.		MAY.		JUNE.	
	Dry.	Wet.	Dry.	Wet.	Dry.	Wet.	Dry.	Wet.	Dry.	Wet.	Dry.	Wet.
1	58'3	47'6	71'1	54'0	75'8	52'9	...	...	93'8	67'4	94'4	69'7
2	60'1	47'2	69'9	53'0	76'8	52'4	90'5	61'6	93'4	66'1	94'3	68'7
3	56'4	44'8	72'5	51'3	77'3	55'2	92'7	60'6	91'2	69'3	91'1	69'5
4	56'9	47'4	71'3	54'9	82'2	59'9	92'6	63'9	87'1	67'4	90'2	70'0
5	57'5	46'7	72'7	52'8	84'1	58'8	93'4	64'0	89'3	68'6	94'3	70'2
6	59'8	45'7	69'7	54'6	86'3	58'9	91'3	64'3	88'5	71'4	94'9	71'9
7	58'6	46'2	68'8	54'6	80'6	59'7	94'4	65'1	91'8	70'4	9 28	67'5
8	58'3	46'0	68'6	52'6	84'5	59'5	97'6	68'1	91'3	68'4	94'2	68'7
9	59'8	46'2	69'4	54'8	86'3	60'6	95'1	67'7	97'1	71'3	90'2	71'0
10	63'3	49'4	...	...	85'6	61'3	92'8	64'3	98'5	68'5	89'2	74'9
11	64'4	50'7	69'4	54'4	82'4	60'3	94'1	62'1	98'4	70'1	91'3	75'4
12	67'5	52'5	66'7	52'2	84'1	60'2	92'9	62'6	96'2	69'7	88'4	76'7
13	68'6	55'7	70'4	52'2	81'2	63'0	80'5	64'4	95'6	73'6	90'9	76'0
14	66'6	51'5	74'1	56'7	80'7	59'4	89'6	65'5	100'3	71'4	97'1	77'7
15	63'7	48'3	70'7	58'2	82'5	60'0	94'5	68'2	98'8	71'0	90'0	78'2
16	60'5	46'1	70'1	52'2	81'1	61'1	96'1	66'4	99'2	72'9	86'6	74'2
17	61'2	45'5	69'1	53'3	76'2	53'6	94'9	63'8	97'3	75'3	92'6	75'6
18	65'3	46'8	71'5	52'4	79'6	54'8	92'1	63'3	88'3	76'7	88'9	77'1
19	62'3	47'0	75'2	58'9	80'2	55'2	84'2	58'6	89'6	76'6	87'2	76'4
20	64'1	46'8	73'8	53'5	83'6	56'4	86'9	61'5	89'9	79'8	80'3	73'8
21	65'3	48'8	76'1	55'4	85'8	58'2	87'1	61'8	89'6	75'9	73'4	71'5
22	69'4	58'4	76'5	55'7	88'3	60'4	87'4	61'9	85'6	74'1	78'4	73'4
23	70'8	55'4	79'2	57'8	90'8	62'9	91'2	63'6	84'6	71'2	82'4	77'0
24	66'9	49'4	80'4	61'8	93'5	64'5	90'3	66'5	87'5	74'2	82'3	77'2
25	69'7	52'2	71'3	55'1	94'7	61'1	91'4	67'0	89'4	72'3	79'9	74'2
26	67'7	51'4	74'2	52'1	95'0	64'7	90'8	71'6	90'0	74'1	78'6	73'7
27	66'5	51'8	73'6	59'6	90'1	61'7	85'2	69'0	89'2	72'4	83'8	75'4
28	68'6	54'6	75'5	52'3	88'1	61'4	86'7	68'1	89'5	73'5	83'6	74'4
29	67'5	51'9	...	...	83'6	61'8	86'1	66'9	87'5	71'7	82'2	73'3
30	66'4	49'7			85'4	61'2	91'1	66'2	89'8	70'8	83'7	74'2
31	69'4	51'4			88'7	60'3			94'1	66'9		



*thermometers recorded at 10 A. M. during the year 1899.*

JULY.		AUGUST		SEPTEMBER.		OCTOBER.		NOVEMBER.		DECEMBER.	
Dry.	Wet.	Dry.	Wet.	Dry.	Wet.	Dry.	Wet.	Dry.	Wet.	Dry.	Wet.
83.2	73.6	84.6	73.4	81.7	70.5	93.1	68.3	88.1	62.5	77.2	58.1
83.1	72.9	85.3	73.2	82.2	72.2	94.5	67.4	87.6	62.3	78.8	57.1
81.5	71.9	82.6	71.4	83.4	72.0	95.3	65.5	86.6	60.6	76.9	55.7
81.4	74.4	83.5	70.8	82.7	71.4	97.3	66.1	85.2	61.1	76.4	55.7
78.3	73.4	82.0	70.2	82.5	71.3	93.2	62.8	85.1	57.9	77.4	55.6
80.3	73.1	79.3	70.4	85.0	72.7	92.5	62.5	85.0	63.0	77.0	56.0
81.9	74.2	80.6	71.4	88.4	73.5	93.2	64.0	82.1	58.3	75.6	56.6
80.8	72.2	83.4	71.5	91.4	74.4	96.5	55.3	79.4	56.8	73.0	57.2
75.9	70.0	86.4	72.3	93.1	75.6	92.8	68.3	79.3	55.6	73.6	60.4
79.7	72.0	89.0	73.2	94.9	74.2	83.8	66.5	80.6	57.2	72.0	53.0
80.5	71.4	93.2	75.0	92.1	74.9	86.6	68.7	76.4	52.8	71.4	52.6
79.5	71.5	89.8	75.5	95.0	73.6	92.0	61.4	76.9	54.2	71.3	54.8
80.1	72.0	79.2	72.0	90.4	76.6	92.4	64.0	79.9	57.1	65.8	60.6
79.8	72.5	79.6	72.2	86.5	75.2	91.7	61.6	82.8	63.7	70.0	57.0
75.4	71.7	79.8	69.8	88.6	73.5	98.1	62.9	83.3	65.1	74.4	59.3
79.2	72.5	81.8	71.4	87.1	71.4	89.8	60.6	83.5	65.1	73.8	58.5
79.5	72.5	81.6	71.1	82.5	70.6	90.6	62.2	83.1	58.7	70.5	55.3
79.7	71.8	81.3	70.4	82.8	63.3	93.3	64.4	82.6	60.4	71.2	54.5
81.2	71.0	79.2	72.2	82.9	70.5	94.1	64.1	80.8	60.1	72.4	54.4
79.4	72.0	83.5	71.6	85.2	73.6	92.8	65.0	80.6	60.7	71.8	54.0
81.2	73.0	86.1	73.2	84.6	68.7	88.0	65.9	82.3	60.3	71.6	54.8
81.0	72.9	85.2	72.6	83.1	67.0	85.0	65.0	81.0	60.6	74.6	57.2
81.9	72.7	86.4	72.4	80.7	69.3	84.2	62.8	80.3	61.2	77.6	59.1
82.3	71.4	85.7	72.5	82.4	68.9	83.5	61.3	79.9	60.2	75.1	61.8
81.3	70.2	84.5	71.6	80.4	68.8	85.1	58.0	77.7	58.7	73.8	60.0
81.9	71.7	85.0	71.7	85.1	67.0	84.4	60.0	76.7	55.5	73.8	58.5
82.4	69.9	87.8	72.4	86.8	65.5	86.5	60.6	75.5	54.6	74.7	62.0
81.4	70.2	87.4	73.2	87.8	66.6	84.5	59.6	76.6	55.0	72.9	57.2
79.0	69.5	85.9	73.6	90.3	67.7	82.8	59.2	76.6	55.6	76.2	57.8
80.4	69.0	84.2	70.8	92.4	65.0	85.5	61.6	76.5	57.3	74.1	57.0
84.0	72.3	83.1	71.1			87.4	64.8			73.9	58.5



Statement showing the readings of the dry and wet bulb

Date.	JANUARY.		FEBRUARY.		MARCH.		APRIL.		MAY.		JUNE.	
	Dry.	Wet.	Dry.	Wet.	Dry.	Wet.	Dry.	Wet.	Dry.	Wet.	Dry.	Wet.
1	71'3	57'8	70'4	57'2	83'2	63'2	87'2	66'6	98'7	73'6	90'0	71'7
2	70'5	51'7	72'0	55'1	77'2	63'0	83'0	62'6	100'0	73'7	94'7	70'4
3	67'7	50'8	71'0	53'1	76'4	61'6	83'2	66'8	94'2	74'5	97'6	73'2
4	66'3	48'2	69'0	51'6	80'2	63'0	85'6	67'3	91'5	75'0	100'3	73'2
5	70'1	53'8	66'8	48'5	79'2	63'6	85'4	67'0	89'6	77'2	100'0	75'8
6	72'3	57'0	62'6	46'3	76'8	59'4	90'1	66'3	88'0	78'5	98'3	79'2
7	68'2	52'0	70'0	51'2	78'7	60'6	89'8	72'0	84'4	70'6	90'5	79'0
8	66'0	50'3	75'7	55'6	76'6	57'0	81'6	69'0	91'8	74'0	94'6	80'2
9	65'8	50'6	77'1	59'0	80'4	57'8	79'8	68'0	95'0	77'6	90'5	78'2
10	62'8	46'6	75'1	60'0	83'4	61'9	86'5	71'5	95'3	80'0	99'1	78'0
11	63'7	47'1	71'4	59'0	86'2	63'2	86'6	68'1	94'4	80'5	100'0	75'0
12	67'3	48'8	72'2	58'7	88'5	63'4	86'3	68'2	90'8	76'7	100'0	74'4
13	72'2	55'4	69'5	54'2	89'1	64'8	91'1	68'8	96'6	80'0	99'4	78'4
14	67'3	51'8	68'5	51'5	91'6	60'7	94'0	73'2	86'6	76'0	92'2	74'4
15	67'2	54'1	71'5	52'0	87'0	64'5	93'6	76'0	86'2	77'6	87'6	74'4
16	64'3	48'9	75'2	54'4	83'4	63'4	95'6	70'2	91'0	69'2	88'2	74'5
17	57'6	42'8	73'0	54'4	84'4	65'6	97'0	71'6	81'7	69'4	87'8	74'2
18	55'0	43'3	71'2	53'7	87'5	70'0	94'6	69'0	87'7	69'2	89'0	75'5
19	53'8	44'8	68'5	51'7	87'4	70'3	98'8	69'7	94'3	66'8	88'3	77'2
20	62'5	49'7	72'6	54'5	82'2	69'3	97'6	73'6	92'0	70'6	89'0	76'7
21	65'5	55'2	75'5	52'5	82'8	66'3	95'5	69'5	93'2	72'0	88'9	76'6
22	61'3	48'7	75'6	51'6	86'8	66'0	92'0	67'2	94'2	73'8	88'4	76'3
23	59'5	45'5	75'5	56'5	87'0	67'0	92'6	72'2	93'0	74'0	87'8	75'4
24	49'9	37'8	73'8	60'0	84'4	68'6	82'5	65'3	90'0	75'8	88'1	77'1
25	55'8	42'3	70'4	58'2	87'1	67'6	89'3	67'5	96'8	74'2	87'5	77'2
26	57'5	44'6	72'1	55'4	88'0	72'5	90'0	67'3	95'5	71'7	86'7	76'3
27	63'4	48'2	74'6	57'5	89'0	72'8	90'8	65'2	97'6	75'6	91'6	76'2
28	65'5	51'0	80'0	60'0	89'5	72'0	91'2	62'0	98'6	76'9	92'8	78'4
29	64'4	50'9	...	...	86'6	70'3	93'9	69'7	98'4	77'0	91'4	80'1
30	67'0	56'0			92'2	65'1	97'5	72'4	96'5	75'7	94'4	77'6
31	65'5	55'9			86'7	63'4			94'0	66'3		



*thermometers recorded at 10 A.M. during the year 1900,*

JULY.		AUGUST.		SEPTEMBER.		OCTOBER.		NOVEMBER.		DECEMBER.	
Dry.	Wet.	Dry.	Wet.	Dry.	Wet.	Dry.	Wet.	Dry.	Wet.	Dry.	Wet.
96.0	77.6	83.8	78.0	70.8	70.5	81.6	68.5	84.1	64.9	76.3	62.0
92.2	78.9	84.0	78.2	73.2	72.2	81.6	67.4	82.8	63.4	73.5	59.8
87.5	76.2	83.2	78.6	77.5	74.3	82.2	66.4	82.8	63.5	76.5	60.2
85.5	76.2	82.6	79.2	82.5	77.3	81.2	67.2	82.5	64.7	69.2	56.2
86.3	75.5	78.6	76.4	76.8	73.5	81.6	66.4	80.5	62.0	69.2	52.8
84.8	75.4	80.7	78.0	78.7	75.1	83.0	69.4	81.7	63.2	70.7	55.5
86.3	74.3	79.3	76.4	79.7	75.0	83.6	69.4	82.4	64.7	69.5	58.2
86.3	77.0	74.7	74.2	75.4	73.5	82.0	68.4	82.5	63.0	72.3	61.5
89.0	77.5	81.8	77.2	79.6	73.4	82.4	65.2	80.7	61.5	73.8	61.6
86.8	76.4	80.0	76.2	81.6	74.2	82.3	63.6	80.6	62.1	69.4	58.3
78.5	76.5	80.4	75.8	80.3	75.2	82.8	66.4	80.2	60.1	70.2	63.2
82.8	76.5	80.6	76.7	80.9	74.2	84.4	66.6	79.5	62.0	74.5	60.5
81.3	76.6	82.5	78.3	76.1	74.2	84.0	68.2	77.4	62.5	71.9	62.0
83.2	77.1	82.1	77.2	79.1	73.2	84.1	64.9	77.3	61.5	68.8	54.2
82.6	77.4	77.7	75.2	81.6	74.0	82.7	65.3	76.5	62.5	66.4	57.3
81.3	75.0	76.8	72.8	81.8	75.0	83.2	66.2	77.0	63.5	65.8	57.5
82.5	73.8	79.1	72.0	81.2	74.5	84.2	67.8	72.5	63.3	69.6	59.5
81.3	72.8	79.0	72.5	81.8	75.2	84.4	65.8	76.5	63.7	70.4	62.6
83.8	73.9	80.0	73.8	79.7	74.5	85.0	67.8	75.2	63.5	72.7	61.0
85.7	76.3	79.2	74.7	82.8	77.2	85.3	69.3	77.5	66.0	65.0	57.5
85.8	75.2	75.0	71.0	83.6	76.5	85.0	66.9	78.7	66.5	64.7	56.5
85.4	74.8	72.7	71.2	82.5	75.4	80.3	65.4	75.5	63.1	69.2	60.0
86.2	76.4	78.2	73.5	81.6	73.4	83.4	68.4	76.2	60.3	69.2	60.1
86.2	77.0	77.2	72.5	80.2	73.8	81.4	67.5	76.0	60.8	74.9	60.2
87.0	78.2	77.0	72.4	78.4	73.9	80.1	64.5	68.2	60.7	65.6	57.4
86.7	78.5	79.6	73.7	80.2	74.0	79.5	63.8	74.1	60.0	63.0	55.4
82.5	75.4	82.0	74.5	83.6	74.2	79.6	63.6	75.8	61.7	64.2	55.3
83.0	78.2	79.2	73.6	79.5	72.8	79.5	64.7	76.0	60.5	62.5	54.4
83.7	76.4	79.0	74.0	80.2	70.0	79.2	64.8	74.7	59.8	61.5	51.5
84.0	76.4	76.7	72.5	81.0	68.0	82.4	65.2	75.0	59.4	59.0	51.0
82.8	77.8	75.3	72.4			83.1	66.0			59.2	55.2



*Statement showing the daily readings of the dry and*

Date.	JANUARY.		FEBRUARY.		MARCH.		APRIL.		MAY.		JUNE.	
	Dry.	Wet.	Dry.	Wet.	Dry.	Wet.	Dry.	Wet.	Dry.	Wet.	Dry.	Wet.
1	59°0	53°3	71°8	63°0	76°8	59°5	85°0	70°5	94°6	75°2	93°2	80°0
2	53°8	50°0	73°0	59°2	75°8	62°8	89°2	64°8	96°2	77°0	94°6	80°8
3	57°8	51°4	72°4	59°9	79°8	61°3	90°5	65°5	99°0	78°7	89°0	77°5
4	59°1	51°5	72°8	61°8	77°5	66°2	92°5	68°3	85°2	75°4	87°0	76°2
5	58°0	50°0	66°6	1	72°4	63°3	92°4	72°7	80°0	70°5	93°6	78°0
6	59°5	49°4	62°6	51°2	78°2	58°6	90°5	70°5	82°7	71°6	95°5	80°0
7	60°8	50°3	64°2	50°2	78°6	61°7	91°2	69°0	92°3	69°8	94°2	75°5
8	52°0	51°2	64°4	50°2	75°0	60°4	92°4	63°0	92°8	72°0	101°5	73°9
9	56°4	53°0	66°0	51°3	75°3	57°5	92°8	64°8	89°0	74°2	102°4	81°5
10	58°6	52°6	66°2	53°3	76°8	59°8	93°8	66°2	93°2	73°4	91°2	81°0
11	63°1	54°0	66°5	52°8	80°0	60°3	91°3	67°6	95°0	73°6	90°2	81°6
12	65°2	55°5	57°5	50°5	83°5	62°0	93°0	72°4	93°3	73°6	86°6	80°0
13	70°2	60°3	63°3	51°2	78°2	56°2	95°7	71°3	101°2	75°9	88°0	79°8
14	61°2	53°6	63°3	48°8	82°2	60°4	93°4	66°8	96°6	73°0	89°0	80°0
15	59°4	47°6	64°6	49°6	83°0	61°5	90°6	67°1	94°5	74°8	88°3	79°3
16	59°6	48°8	67°1	49°9	84°0	65°0	91°0	64°2	93°0	74°7	90°2	79°0
17	60°3	50°3	67°6	50°5	85°2	64°4	89°1	60°3	91°6	68°5	94°2	78°0
18	58°9	50°2	68°6	55°5	88°0	66°0	90°1	60°2	94°6	72°2	92°0	79°0
19	61°0	50°2	65°0	54°3	89°3	70°9	90°5	63°3	95°0	75°6	89°3	79°4
20	67°5	60°2	62°2	53°4	89°0	67°0	84°9	63°3	96°5	77°6	85°6	73°5
21	68°1	61°5	63°5	49°0	88°0	69°7	86°2	65°0	94°9	76°8	85°0	73°0
22	62°5	52°5	62°5	48°5	88°0	68°2	86°7	66°3	93°1	79°4	86°3	73°6
23	62°7	50°2	63°5	51°7	82°8	67°0	83°5	72°5	96°5	80°5	87°4	75°3
24	67°5	55°8	65°3	49°2	79°2	61°6	90°0	69°0	98°6	74°2	87°5	77°5
25	70°0	56°0	68°0	52°0	83°2	63°2	91°2	72°0	99°0	78°0	85°2	76°1
26	67°6	55°8	69°7	53°3	83°8	65°2	93°8	66°2	102°0	78°6	84°3	77°0
27	67°5	55°5	76°0	62°0	88°6	66°2	96°0	69°0	100°6	81°8	87°2	75°0
28	67°6	51°0	78°5	56°0	92°0	67°3	93°0	72°5	101°6	81°6	87°6	75°0
29	68°6	58°2	...	...	91°3	65°8	95°2	71°5	102°6	84°0	85°5	73°2
30	71°8	60°5			89°8	68°6	96°5	70°5	101°6	68°5	88°7	72°8
31	74°0	59°2			90°0	68°0			97°2	75°2		



wet bulb thermometers recorded at 10 A.M. during the year 1900.

JULY.		AUGUST.		SEPTEMBER.		OCTOBER.		NOVEMBER.		DECEMBER.	
Dry.	Wet.	Dry.	Wet.	Dry.	Wet.	Dry.	Wet.	Dry.	Wet.	Dry.	Wet.
87.8	75.0	77.6	73.4	82.2	72.0	...	...	88.0	64.2	76.8	62.5
87.3	76.2	80.2	75.3	79.7	71.9	91.0	67.9	86.6	63.4	74.5	60.0
98.3	77.0	82.6	77.8	78.2	71.3	92.0	70.4	85.0	63.2	77.1	62.0
94.6	79.2	82.1	78.4	76.2	70.3	88.5	71.4	83.0	61.0	76.0	55.5
90.5	77.8	86.5	80.4	79.0	70.3	90.8	72.0	84.0	62.0	71.3	57.5
87.0	76.8	77.1	75.1	80.0	70.5	88.8	69.9	82.8	61.6	72.0	58.1
84.5	76.0	75.4	72.6	80.4	71.0	90.0	70.6	82.8	62.0	71.8	57.5
81.8	74.4	77.2	73.0	83.5	72.2	90.0	70.8	82.8	61.6	71.8	58.0
85.2	74.9	79.4	72.0	81.4	73.3	88.4	70.3	83.8	63.0	71.3	56.1
83.5	75.0	78.5	71.5	80.3	70.5	88.2	70.0	78.5	61.3	73.0	58.5
82.5	74.0	78.8	71.0	80.2	71.6	88.5	71.0	81.0	61.5	71.0	56.0
85.0	73.7	77.2	72.3	83.5	72.8	89.8	71.6	78.8	60.6	70.8	56.6
81.2	72.0	78.5	73.2	74.2	71.0	90.0	70.9	78.6	60.5	72.5	56.0
82.0	74.4	78.0	74.0	84.1	73.5	89.2	71.0	77.2	61.0	71.3	55.5
83.5	71.9	74.2	72.0	83.5	73.5	86.5	69.8	77.4	63.0	71.6	55.5
86.0	73.0	81.0	75.2	85.3	73.5	80.8	72.2	76.0	61.5	71.2	57.2
87.5	76.2	83.5	78.0	86.2	72.6	84.8	73.8	79.0	63.6	68.0	56.6
87.5	78.5	84.5	78.7	85.8	72.0	83.5	74.6	78.0	58.6	65.4	56.0
82.0	76.0	81.6	77.0	86.5	75.0	86.8	71.5	77.2	58.6	68.6	55.5
80.7	74.8	82.2	77.0	...	...	86.5	73.0	77.4	58.8	72.2	56.7
79.5	74.3	77.6	73.1	...	...	86.0	72.6	78.4	57.3	68.2	59.0
84.2	73.6	77.6	74.9	...	...	86.6	72.5	76.1	56.5	70.2	56.2
86.2	75.2	76.8	71.4	...	...	90.0	66.8	72.7	57.6	68.1	55.8
84.9	76.0	76.7	70.7	...	...	89.8	67.5	74.1	58.5	69.2	55.0
79.4	75.5	77.1	70.6	...	...	88.9	64.6	73.6	58.6	68.7	57.6
82.0	78.2	81.6	73.0	82.5	70.2	88.2	65.2	72.7	57.1	68.6	57.2
81.0	76.4	79.8	72.2	85.4	69.4	89.2	67.2	92.0	57.3	68.1	53.2
84.3	76.5	82.1	72.2	86.6	68.3	88.4	68.3	72.2	58.0	65.1	55.2
84.6	76.6	79.3	70.6	...	...	87.8	68.0	74.3	60.0	63.1	51.8
82.1	76.1	80.8	73.6	...	...	89.8	67.2	77.0	61.5	66.2	53.2
80.0	75.1	83.4	74.4	...	...	89.2	65.0	...	...	68.2	53.5



*Statement showing the daily readings of the dry and wet*

Date.	JANUARY.		FEBRUARY.		MARCH.		APRIL.		MAY.		JUNE.	
	Dry.	Wet.	Dry.	Wet.	Dry.	Wet.	Dry	Wet.	Dry.	Wet.	Dry.	Wet.
1	66.2	52.2	66.0	53.2	84.3	64.0	91.6	70.1	97.8	78.8	99.3	80.3
2	66.3	51.6	67.2	53.2	84.3	65.0	92.3	73.2	99.5	76.9	97.2	79.8
3	66.6	51.0	67.0	54.4	85.4	66.6	94.5	73.0	99.2	76.3	97.5	80.2
4	62.6	48.5	69.5	56.3	85.0	66.2	91.3	73.6	100.4	72.4	93.3	81.0
5	62.3	48.4	73.0	61.0	87.8	63.0	87.2	71.6	101.3	80.0	89.8	73.8
6	59.8	48.0	69.4	58.6	87.0	63.4	90.8	71.2	102.5	81.0	88.5	76.8
7	60.0	51.3	69.0	57.2	85.2	66.3	88.9	72.6	98.0	77.8	92.8	81.5
8	64.6	57.5	66.3	56.2	81.6	66.2	90.0	71.3	87.2	76.4	91.2	79.2
9	71.0	63.0	69.2	58.0	83.3	65.1	90.4	69.2	84.9	77.3	95.3	82.2
10	68.1	60.5	70.4	58.4	84.0	65.4	93.8	73.0	85.5	76.9	95.0	82.0
11	68.3	56.6	72.0	59.5	83.5	70.0	92.6	75.3	91.0	76.2	96.5	82.0
12	67.5	55.5	74.8	62.0	80.6	65.5	92.6	76.3	93.3	72.5	96.4	81.2
13	67.0	52.6	76.4	60.0	82.0	67.0	93.8	74.9	91.0	76.2	86.6	74.0
14	68.2	55.0	78.6	61.2	86.0	67.5	92.7	76.5	82.6	74.0	84.2	73.3
15	70.5	56.7	76.2	61.0	85.8	70.2	96.1	80.5	89.0	74.0	85.2	74.4
16	72.0	56.0	78.4	64.8	91.0	74.6	94.3	81.1	92.4	75.0	87.3	74.0
17	72.0	57.0	74.0	62.8	89.5	74.8	95.3	80.0	95.8	74.8	86.0	73.2
18	68.0	53.0	79.0	66.0	87.6	73.2	94.5	79.7	95.2	77.2	85.2	73.8
19	68.1	54.4	79.1	66.0	87.6	75.7	95.6	80.0	96.0	77.6	84.0	74.0
20	77.0	60.6	73.7	65.0	81.2	64.3	93.4	78.6	92.3	75.0	84.5	74.0
21	76.5	64.4	77.8	57.2	78.6	65.0	95.2	78.6	93.3	78.0	85.5	74.3
22	79.5	63.3	75.0	57.0	85.0	67.6	96.3	82.2	91.6	77.6	79.6	75.0
23	79.2	63.0	77.2	57.2	88.5	76.0	92.0	79.0	95.0	80.2	86.8	74.4
24	72.3	59.8	81.0	62.2	89.0	72.2	91.0	81.0	96.0	81.8	84.0	74.5
25	73.2	57.6	81.5	62.0	91.2	75.5	91.4	79.2	92.0	79.0	86.6	75.0
26	74.3	60.6	79.5	61.0	92.0	77.5	92.3	67.8	94.0	80.2	88.5	76.4
27	75.5	62.0	81.0	62.2	92.0	77.3	92.6	66.6	96.2	82.2	88.5	78.0
28	76.0	61.8	82.2	62.0	85.5	71.0	95.5	68.8	99.6	74.8	91.6	76.6
29	72.9	59.0	...	...	87.2	68.2	97.8	71.8	99.4	74.2	93.8	79.0
30	64.6	51.2			91.4	63.5	98.0	76.2	96.0	79.6	89.5	75.2
31	61.2	50.0			92.4	67.6		...	99.8	80.0		

*bulb thermometers recorded at 10 A.M. during the year 1902.*

JULY.		AUGUST.		SEPTEMBER.		OCTOBER.		NOVEMBER.		DECEMBER.	
Dry.	Wet.	Dry.	Wet.	Dry.	Wet.	Dry.	Wet.	Dry.	Wet.	Dry.	Wet.
87.5	76.0	82.2	75.0	81.8	76.6	82.0	74.8	77.2	63.8	70.8	57.2
88.2	77.0	83.0	76.0	87.0	79.5	83.6	73.6	76.5	63.3	71.0	56.3
91.4	78.0	83.2	76.3	78.6	76.5	84.5	72.1	79.2	63.0	69.4	56.6
91.6	79.0	84.3	76.4	79.1	75.5	84.6	74.0	77.6	62.1	72.0	56.3
92.1	79.4	83.6	76.0	79.0	74.6	85.0	73.5	70.2	64.6	71.0	56.2
89.0	80.0	84.0	76.2	80.0	76.0	84.8	73.0	80.2	62.8	72.0	56.8
90.0	76.0	85.3	77.6	80.0	74.6	84.0	76.3	81.4	64.6	71.0	58.3
89.8	79.0	84.5	76.5	79.2	73.2	83.9	74.3	80.8	65.4	76.0	59.6
82.2	76.8	84.5	76.5	82.5	76.5	83.6	73.2	79.0	64.0	68.0	56.5
87.8	77.6	84.0	75.0	86.0	78.6	83.8	70.8	78.3	63.6	67.3	55.6
89.2	77.1	82.2	76.0	85.2	77.5	86.0	72.0	79.1	64.0	70.0	60.0
91.0	80.0	81.0	75.0	83.8	78.2	83.5	70.6	78.3	64.0	65.6	61.8
88.2	78.3	84.2	75.5	83.3	78.4	85.0	71.5	78.2	64.4	64.0	62.8
87.0	77.5	85.0	72.5	84.0	79.0	77.0	70.0	78.6	65.2	66.8	64.7
77.5	75.5	86.6	75.0	84.6	78.0	77.3	69.3	75.0	61.0	72.3	64.2
83.0	78.0	89.0	75.4	82.9	78.0	81.0	72.3	75.0	60.6	73.3	64.4
80.2	75.5	88.5	77.0	83.2	77.0	83.5	73.2	73.2	58.7	71.6	60.6
79.0	74.1	90.0	78.0	80.2	75.0	83.0	73.0	74.6	61.3	71.8	58.3
80.0	74.5	87.2	76.4	76.0	74.0	82.0	69.0	73.6	60.1	68.6	56.0
81.2	75.2	88.4	76.3	79.0	76.0	80.5	68.6	76.2	61.8	67.4	53.4
81.8	76.2	73.5	73.2	79.4	75.0	80.5	70.0	75.2	61.1	66.2	50.1
79.8	75.0	78.9	76.9	82.8	74.8	82.2	70.0	76.3	61.1	64.6	51.3
80.5	76.4	78.4	73.0	81.4	71.4	82.5	70.3	72.0	59.0	63.0	50.0
83.0	76.7	80.4	75.0	82.0	76.0	71.6	72.0	74.3	59.3	60.2	42.1
83.5	76.5	78.0	74.0	81.0	70.0	79.2	70.8	74.6	60.0	60.3	48.0
83.4	77.0	79.5	74.2	79.0	69.2	78.3	68.0	72.3	58.0	62.0	49.0
84.4	77.3	82.2	77.2	79.0	70.2	81.6	67.6	73.0	59.0	60.2	45.3
83.0	76.0	79.2	76.3	79.0	71.0	80.0	64.6	71.3	58.4	62.2	47.6
87.0	78.0	75.6	74.6	78.6	71.0	80.0	64.5	70.2	58.5	63.0	49.0
82.0	76.8	78.8	75.5	79.5	72.0	78.6	64.2	72.3	58.4	64.7	51.2
84.0	77.5	77.2	75.5				77.3			66.2	5



*Statement showing the daily readings of the dry and wet*

Date.	JANUARY.		FEBRUARY.		MARCH.		APRIL.		MAY.		JUNE.	
	Dry.	Wet.	Dry.	Wet.	Dry.	Wet.	Dry.	Wet.	Dry.	Wet.	Dry.	Wet.
1	68.6	54.3	61.0	49.4	80.8	65.5	70.5	57.2	94.6	70.2	95.0	76.0
2	67.2	53.0	62.8	50.0	78.5	62.6	74.8	56.5	96.5	69.5	99.2	74.6
3	66.8	57.0	64.0	53.0	69.5	60.0	77.8	58.0	99.6	70.6	101.2	75.3
4	67.0	54.0	67.0	53.0	73.0	58.0	79.5	61.0	95.4	72.6	97.0	73.6
5	65.0	54.0	65.2	50.0	76.5	60.3	79.4	61.0	97.5	67.0	90.5	72.8
6	69.0	59.0	63.0	50.0	73.0	55.6	81.2	62.3	97.0	73.5	93.3	74.0
7	68.0	60.0	63.5	50.5	71.0	55.0	84.3	64.5	97.0	72.3	98.6	77.2
8	70.2	60.3	...	...	69.0	52.0	86.5	64.8	100.5	73.3	99.6	75.0
9	69.3	56.2	...	...	71.0	55.5	86.8	70.3	99.2	73.5	100.8	75.0
10	69.0	55.5	70.5	55.0	75.5	59.0	83.6	66.6	93.6	70.8	99.8	74.3
11	68.5	55.6	72.6	56.6	74.5	60.4	85.6	66.4	95.5	75.5	99.8	73.6
12	69.0	56.0	71.5	56.9	71.2	60.2	86.8	68.2	95.4	72.2	105.0	77.8
13	65.5	52.4	67.3	54.0	71.6	57.5	91.8	66.2	93.0	71.8	101.6	77.3
14	64.0	51.0	67.2	53.4	69.4	56.2	95.8	66.2	91.6	68.6	96.4	77.5
15	65.0	51.6	68.6	54.8	75.0	58.3	91.8	67.0	93.2	70.0	87.8	73.5
16	68.2	52.2	71.5	57.3	76.5	59.5	90.0	65.3	96.6	71.5	85.0	74.6
17	65.7	51.0	68.6	61.3	79.5	61.0	92.2	64.2	86.5	71.8	88.6	74.6
18	63.8	49.3	70.8	58.6	82.3	62.6	96.6	67.2	90.0	70.0	88.4	74.3
19	64.0	50.0	68.8	59.4	83.2	63.5	90.5	65.2	95.3	72.2	87.6	74.0
20	64.0	49.8	70.0	57.4	75.3	64.6	90.2	65.6	98.6	71.2	86.2	72.0
21	64.8	52.2	71.5	57.3	79.0	64.5	91.8	68.3	97.3	72.2	87.8	74.0
22	66.0	55.2	72.5	58.7	83.2	70.0	89.3	66.4	99.5	73.6	90.0	73.0
23	72.2	62.0	72.6	59.0	81.8	70.3	90.8	67.2	95.0	74.3	89.8	75.2
24	73.2	64.4	75.2	59.5	79.8	63.8	92.4	70.0	95.0	74.0	91.0	77.0
25	64.5	52.2	80.0	53.0	83.8	57.5	92.3	67.0	94.0	76.3	93.0	75.0
26	63.0	51.3	86.0	64.5	83.6	64.0	92.0	68.2	87.7	75.4	90.2	76.2
27	57.2	42.3	81.5	64.2	84.0	60.5	90.0	68.6	86.6	71.8	84.5	74.5
28	59.6	47.4	80.5	63.4	89.8	68.3	88.5	67.5	92.6	76.5	88.6	74.8
29	62.0	48.4	...	...	91.0	67.0	93.6	69.8	97.6	72.2	89.6	74.0
30	66.0	51.0			85.0	66.0	92.0	69.2	95.6	71.3	91.6	75.3
31	58.6	47.0			73.8	57.5			91.3	75.0		

*bulb thermometers recorded at 10 A.M. during the year 1903.*

JULY.		AUGUST.		SEPTEMBER.		OCTOBER.		NOVEMBER.		DECEMBER.	
Dry.	Wet.	Dry.	Wet.	Dry.	Wet.	Dry.	Wet.	Dry.	Wet.	Dry.	Wet.
92.2	74.8	83.8	79.6	85.0	76.8	86.5	74.0	80.3	59.6	73.3	58.0
91.0	74.2	86.3	79.0	81.2	73.0	84.5	76.3	79.5	60.5	72.4	58.4
91.6	74.4	80.2	76.8	79.0	71.4	85.0	76.5	79.8	56.6	73.5	62.2
91.6	75.5	83.0	77.2	82.6	75.2	86.5	75.4	81.0	64.0	75.5	61.2
92.2	76.3	79.4	75.4	81.8	75.0	85.6	69.6	79.8	61.0	74.4	58.5
93.3	78.8	79.8	73.8	80.0	73.0	85.5	73.0	80.0	61.0	71.5	57.3
88.3	76.2	79.9	73.0	74.4	72.8	84.0	66.3	75.6	57.2	71.8	57.0
95.2	76.2	75.2	72.6	74.4	72.0	82.5	65.0	73.8	55.4	71.8	57.2
89.8	76.4	76.0	73.0	80.2	74.2	82.5	67.8	74.6	55.0	74.2	57.5
95.0	78.2	77.5	74.2	73.7	73.0	83.6	67.6	74.0	55.0	73.5	62.5
88.7	76.6	78.3	74.2	76.2	71.8	84.5	67.0	73.4	55.0	74.6	61.3
85.0	75.0	78.0	73.0	83.0	76.5	84.0	66.8	73.0	55.6	67.8	50.6
90.2	79.2	76.6	72.0	84.0	74.4	85.2	67.6	72.0	55.2	70.0	51.4
85.0	77.3	76.6	73.3	83.0	73.3	84.0	65.6	72.0	56.0	67.0	50.0
83.2	79.2	79.8	74.2	83.8	73.5	85.0	64.8	72.5	56.8	67.2	52.2
81.1	76.0	81.5	75.5	85.5	70.5	86.0	68.6	75.0	57.8	67.2	51.3
82.5	77.8	82.9	76.2	85.0	73.4	88.2	65.0	74.6	57.2	69.3	50.0
82.0	75.5	83.3	76.4	84.6	73.5	87.5	65.2	75.3	58.0	68.2	51.3
81.0	75.3	85.6	77.8	80.4	76.2	86.4	65.8	75.6	51.8	69.5	54.0
81.0	77.3	83.0	77.5	80.2	74.6	84.6	66.4	75.0	58.3	69.0	51.0
78.8	75.0	82.0	77.8	79.4	75.0	82.8	67.5	73.5	57.2	70.2	53.0
75.6	74.8	83.8	78.2	82.0	76.6	84.6	65.2	74.2	57.4	70.0	55.0
79.5	75.4	79.0	76.0	83.3	77.0	85.0	65.2	73.0	56.0	68.6	52.8
83.4	77.0	77.0	72.8	84.0	77.0	84.4	66.3	74.5	56.0	67.0	52.3
84.0	79.0	76.6	73.5	84.5	78.0	84.8	64.5	76.5	62.3	64.4	55.3
86.5	81.5	77.0	74.6	83.8	77.0	84.6	66.0	72.0	57.5	63.5	46.5
85.5	80.5	79.2	73.6	81.4	75.0	82.6	65.0	76.0	59.0	54.5	42.5
87.0	79.2	81.6	75.2	84.0	76.0	83.6	64.2	73.3	59.4	58.5	45.0
86.8	80.5	83.8	77.0	85.4	76.0	81.8	65.2	72.0	54.8	58.0	49.2
84.1	79.2	84.6	76.2	84.6	74.6	80.5	61.3	71.0	55.4	62.2	48.8
81.0	76.6	83.8	75.2			79.2	58.6			64.4	50.5



*Statement showing the daily observations of direction and velocity*

Date.	JANUARY.		FEBRUARY.		MARCH.		APRIL.		MAY.		JUNE.	
	Direction.	Velocity.	Direction.	Velocity.	Direction.	Velocity.	Direction.	Velocity.	Direction.	Velocity.	Direction.	Velocity.
1	...	...	...	...	W. N. W.	...	W.	4	N. W.	8	W. S. W.	13
2	...	...	...	...	W. N. W.	...	Calm	5	W	10	W. N. W.	11
3	...	...	...	...	N. N. E.	5	Calm	3	W	10	W.	11
4	...	...	...	...	Calm	4	Calm	4	Calm	6	W. N. W.	11
5	...	...	...	...	Calm	1	N. N. W.	3	Calm	4	W.	14
6	...	...	...	...	Calm	2	W. N. W.	8	W. N. W.	2	W. N. W.	11
7	...	...	...	...	Calm	2	N. W.	9	W	9	W. S. W.	12
8	...	...	...	...	Calm	2	N.	2	W. S. W.	12	S. W.	11
9	...	...	...	...	N. W.	2	Calm	3	W. S. W.	13	W. S. W.	10
10	...	...	...	...	Calm	3	Calm	3	W. S. W.	14	W.	11
11	...	...	...	...	W. N. W.	2	Calm	2	S. W.	11	W. N. W.	6
12	...	...	...	...	Calm	2	Calm	3	W. S. W.	18	Calm	5
13	...	...	...	...	W. S. W.	2	Calm	3	W. S. W.	16	S. W.	6
14	...	...	...	...	Calm	2	Calm	6	N.	10	Calm	5
15	...	...	...	...	Calm	4	Calm	5	E.	4	Calm	4
16	...	...	...	...	Calm	6	N. N. W.	8	N. N. W.	7	W. S. W.	4
17	...	...	...	...	Calm	4	Calm	3	W. N. W.	11	Calm	6
18	...	...	...	...	Calm	4	S. S. E.	6	W. N. W.	11	S. S. E.	6
19	...	...	...	...	W. S. W.	8	W.	1	N. N. W.	9	W. S. W.	7
20	...	...	...	...	Calm	7	Calm	2	N. N. W.	3	W.	12
21	...	...	...	...	N. N. W.	4	N. W.	2	W.	3	W. S. W.	15
22	...	...	...	...	Calm	4	W. N. W.	3	N. N. W.	5	W.	19
23	...	...	...	...	Calm	3	W. N. W.	6	W. N. W.	5	W. S. W.	21
24	...	...	...	...	W.	3	N. N. W.	6	E. N. E.	8	W. S. W.	22
25	...	...	...	...	N. W.	4	W.	8	N.	8	W. S. W.	17
26	...	...	...	...	W. S. W.	5	N. W.	7	Calm	8	S. S. W.	12
27	...	...	...	...	N. N. W.	6	S. S. W.	8	W.	9	N. W.	9
28	...	...	...	...	Calm	6	N. W.	8	W. N. W.	8	W. S. W.	6
29	...	...	...	...	N. N. W.	3	N. N. W.	5	Calm	8	S. W.	18
30	...	...	...	...	W. N. W.	3	N. N. W.	9	W.	5	W. S. W.	12
31	...	...	...	...	N. W.	5			W. S. W.	12		

*of the wind recorded at 8 A. M. during the year 1898.*

JULY.		AUGUST.		SEPTEMBER.		OCTOBER.		NOVEMBER.		DECEMBER.	
Direction.	Velocity.	Direction.	Velocity.	Direction.	Velocity.	Direction.	Velocity.	Direction.	Velocity.	Direction.	Velocity.
W. S. W.	11	W.	9	N. N. W.	4	W. N. W.	2	Calm	2	Calm	2
W. S. W.	11	W. N. W.	10	Calm	5	W.	2	Calm	3	Calm	2
W. N. W.	9	W. S. W.	10	Calm	4	Calm	2	Calm	6	W. N. W.	2
W.	11	W. N. W.	10	W.	3	Calm	2	N. N. W.	4	Calm	2
W. N. W.	8	W.	12	S. W.	7	Calm	3	N. E.	3	E.	1
N. N. W.	6	W. S. W.	15	S. W.	5	N.	3	N. N. W.	4	E.	1
S. S. W.	5	S. W.	14	W. S. W.	5	W. N. W.	2	N. N. W.	5	Calm	2
S.	7	W. S. W.	8	Calm	3	W.	2	Calm	4	Calm	1
W. S. W.	7	S. S. W.	7	Calm	1	S. S. W.	3	N. N. W.	6	E. N. E.	1
W.	8	W. S. W.	8	W. N. W.	2	Calm	3	Calm	3	Calm	1
W. S. W.	9	W. S. W.	8	W.	2	N. N. W.	3	Calm	3	Calm	1
W.	9	W. S. W.	9	Calm	3	W. N. W.	4	Calm	2	Calm	4
W. S. W.	6	W. S. W.	11	Calm	2	Calm	4	N. N. W.	2	W.	2
W. S. W.	7	S. W.	12	N. N. E.	1	N.	3	Calm	3	S. W.	4
W.	7	W.	10	W.	1	N. N. E.	3	Calm	3	Calm	3
W. N. W.	12	N. W.	10	W.	2	Calm	4	W.	3	Calm	2
S. E.	12	N. W.	8	S. W.	3	Calm	5	N. N. W.	3	Calm	1
W.	8	W.	7	S. W.	5	Calm	5	Calm	3	Calm	2
W. N. W.	9	W. N. W.	5	W. S. W.	4	Calm	2	N. W.	3	Calm	3
W. S. W.	7	W. S. W.	7	Calm	4	N.	3	Calm	3	N. W.	5
S. W.	7	W.	4	Calm	3	Calm	3	Calm	3	Calm	4
W.	7	W.	5	Calm	3	Calm	3	N. N. W.	3	W. N. W.	3
N. N. W.	4	N. W.	5	W. N. W.	4	Calm	3	Calm	2	N. W.	3
N. E.	1	W. N. W.	9	W.	3	N. N. W.	2	Calm	4	Calm	3
Calm	2	W. S. W.	10	W.	3	W. N. W.	3	N. N. W.	3	Calm	2
E.	4	Calm	8	Calm	3	Calm	4	N. W.	3	Calm	4
Calm	3	W. S. W.	5	Calm	3	W.	3	N. N. W.	2	W. S. W.	4
S. S. E.	2	W. S. W.	6	Calm	3	Calm	3	W. N. W.	3	Calm	3
S. S. W.	5	W. S. W.	7	E. N. E.	2	Calm	3	N. W.	2	E. S. E.	2
W.	6	W. N. W.	7	N.	2	N. N. W.	3	N. N. W.	3	W.	8
N. N. W.	7	W. N. W.	5			Calm	2			Calm	6



*Statement showing the daily observations of the direction and velocity*

Date.	JANUARY.		FEBRUARY.		MARCH.		APRIL.		MAY.		JUNE.	
	Direction.	Velo- city.	Direction.	Velo- city.	Direction.	Velo- city.	Direction.	Velo- city.	Direction.	Velo- city.	Direction.	Velo- city.
1	Calm	2	Calm	3	Calm	2	N. N. E.	4	W. N. W.	3	W.	7
2	W. N. W.	1	N. N. W.	2	N. N. W.	2	W. S. W.	5	N. N. W.	5	W.	5
3	N. N. W.	6	N. N. W.	2	Calm	3	Calm	4	W. N. W.	4	S. W.	9
4	W. N. W.	3	N. N. W.	2	Calm	2	Calm	3	Calm	8	W. S. W.	9
5	W. N. W.	2	N. N. W.	1	N. N. W.	2	W. N. W.	9	W. N. W.	5	S. W.	7
6	N. N. E.	3	E. S. E.	5	W. N. W.	6	Calm	9	S. E.	4	W.	10
7	W. N. W.	4	W. S. W.	6	Calm	7	E. N. E.	3	N. W.	5	W.	10
8	Calm	3	N. W.	3	N. N. W.	3	S. S. E.	5	Calm	7	W.	10
9	N. N. W.	3	N.	3	S. S. E.	5	W. N. W.	5	N. W.	8	W. S. W.	11
10	N. N. W.	3	...	...	W. S. W.	6	Calm	4	W. N. W.	8	W. S. W.	11
11	N. W.	3	W. N. W.	...	Calm	6	N. E.	8	Calm	9	W. S. W.	10
12	N. N. W.	3	W.	3	S. E.	6	E. N. E.	9	W.	8	S. S. E.	9
13	W. S. W.	4	W.	3	Calm	8	E. S. E.	7	S. W.	9	S. W.	8
14	W.	3	E. N. E.	4	N. N. W.	5	Calm	5	W. N. W.	6	W. N. W.	9
15	N. N. W.	3	N. W.	6	Calm	5	Calm	3	S. W.	8	N. N. E.	4
16	N. N. W.	2	N. N. E.	4	Calm	6	N.	4	W. N. W.	9	N. W.	5
17	Calm	1	Calm	3	Calm	8	W.	8	S. S. W.	12	W. N. W.	5
18	W. N. W.	1	N. W.	2	Calm	3	W. N. W.	10	S. S. W.	12	W.	8
19	Calm	4	Calm	2	W. N. W.	2	N. N. W.	14	S.	8	W. N. W.	8
20	Calm	2	Calm	3	Calm	3	Calm	4	S. E.	5	S. S. E.	9
21	N. N. W.	2	N. N. W.	2	W. S. W.	3	N. N. E.	7	S. E.	5	W.	11
22	Calm	2	Calm	2	Calm	3	W. N. W.	3	S. W.	9	S. S. E.	6
23	Calm	5	Calm	2	N. N. W.	3	Calm	5	W.	24	W. S. W.	6
24	Calm	2	W.	6	N. N. W.	3	W. N. W.	5	W. S. W.	24	W. S. W.	6
25	Calm	2	E. N. E.	9	N. N. W.	3	N.	6	W. S. W.	11	S. S. W.	13
26	Calm	2	Calm	2	Calm	8	W. N. W.	5	S. S. W.	13	W.	11
27	W. S. W.	2	N. W.	4	N. W.	8	W. N. W.	6	S. S. W.	13	W. S. W.	10
28	N. N. W.	3	Calm	1	N. N. W.	7	S. S. W.	5	W. S. W.	13	W. S. W.	14
29	W. N. W.	3	...	...	N. N. W.	10	N. N. W.	5	S. W.	13	S. W.	15
30	Calm	2			Calm	6	N. W.	2	W. S. W.	10	W.	13
31	Calm	2			N. N. W.	5			S. S. E.	6		

*of the wind recorded at 8 A. M. during the year 1899.*

JULY.		AUGUST.		SEPTEMBER.		OCTOBER.		NOVEMBER.		DECEMBER.	
Direction.	Velo- city.	Direction.	Velo- city.	Direction.	Velo- city.	Direction.	Velo- city.	Direction.	Velo- city.	Direction.	Velo- city.
W. S. W.	12	W. N. W.	7	S. W.	10	Calm	3	Calm	3	N. N. W.	2
W. S. W.	13	W. S. W.	6	W. S. W.	9	Calm	3	Calm	5	N. N. W.	2
S. W.	14	S. W.	11	W. S. W.	6	N. N. W.	2	N. N. W.	4	N. N. W.	3
S. S. W.	12	S. W.	13	W. S. W.	7	Calm	4	W.	3	N. N. W.	3
S. S. W.	12	W. S. W.	14	W.	6	Calm	3	Calm	4	N. N. W.	2
W. S. W.	8	W. S. W.	16	W. N. W.	4	Calm	7	N. N. W.	4	N. N. W.	3
W.	11	S. W.	13	Calm	3	Calm	7	N. W.	3	Calm	5
W. N. W.	13	W. S. W.	8	N. N. W.	3	W. S. W.	5	Calm	3	Calm	4
W. S. W.	10	W. N. W.	7	W. N. W.	4	Calm	4	N. N. W.	3	Calm	2
W.	10	W. N. W.	8	N. N. E.	5	W. N. W.	3	Calm	3	W. S. W.	3
W. S. W.	14	W. N. W.	6	N. W.	5	Calm	4	Calm	3	W. S. W.	3
W. S. W.	15	N. W.	6	W. N. W.	6	W. S. W.	3	Calm	2	N. N. W.	2
W. S. W.	15	W. N. W.	9	Calm	4	W. S. W.	2	Calm	3	Calm	5
S. W.	19	W. S. W.	12	W. N. W.	4	Calm	4	Calm	2	Calm	2
S. S. W.	14	W. S. W.	13	S. W.	4	Calm	4	Calm	3	Calm	1
W. S. W.	9	W.	10	S. S. W.	6	Calm	3	Calm	3	W. N. W.	3
W. S. W.	11	S. W.	12	W. S. W.	8	Calm	3	N. N. W.	3	N. N. W.	2
S. W.	12	W. S. W.	14	W. S. W.	8	Calm	4	Calm	2	Calm	2
S. S. W.	10	S. W.	14	S. S. W.	7	N. N. W.	3	W. N. W.	2	Calm	3
S. W.	12	W. S. W.	10	W. S. W.	8	N. N. W.	3	Calm	2	Calm	2
W. S. W.	13	W. S. W.	8	S. W.	8	E.	3	W. S. W.	2	W. N. W.	2
W. S. W.	11	W. N. W.	8	S.	10	N. E.	4	N. W.	3	Calm	3
S. S. W.	10	W.	9	W. S. W.	11	N. N. E.	4	Calm	4	Calm	3
S. W.	12	W. S. W.	9	S. W.	10	N. N. W.	3	W. N. W.	3	N. W.	4
W.	14	W. S. W.	10	W.	9	W. S. W.	3	N. N. W.	2	Calm	3
W. S. W.	14	W. S. W.	10	S. S. E.	6	W.	4	N. W.	2	N. N. W.	1
W.	12	W. N. W.	8	Calm	6	N. E.	4	Calm	2	Calm	2
W. S. W.	11	N. W.	5	Calm	6	N. W.	3	Calm	2	Calm	1
W.	11	W. N. W.	6	N.	6	Calm	4	Calm	1	Calm	1
W. S. W.	11	W.	9	Calm	3	N. N. W.	2	N. N. W.	2	Calm	3
W. S. W.	7	W. S. W.	10			Calm	3			Calm	4



## Statement showing the daily observations of the direction and velocity

Date.	JANUARY.		FEBRUARY.		MARCH.		APRIL.		MAY.		JUNE.	
	Velocity.	Direction.	Velocity.	Direction.	Velocity.	Direction.	Velocity.	Direction.	Velocity.	Direction.	Velocity.	Direction.
1	2	Calm	2	N. N. W.	3	S. S. E.	7	Calm	7	W. N. W.	5	W.
2	4	Calm	3	Calm	5	Calm	9	W. S. W.	7	N. W.	5	W. S. W.
3	2	Calm	3	N. W.	14	E. S. E.	11	W. N. W.	9	Calm	4	Calm
4	2	Calm	2	Calm	4	Calm	10	Calm	11	W. N. W.	4	S. W.
5	2	Calm	3	N. N. E.	2	Calm	4	N. N. W.	11	W. S. W.	5	S. S. E.
6	4	Calm	3	Calm	4	W. N. W.	3	Calm	16	S. S. W.	3	Calm
7	1	Calm	2	Calm	3	Calm	6	Calm	12	S. W.	2	W. N. W.
8	1	Calm	1	W. N. W.	2	W. N. W.	9	N.	5	Calm	2	Calm
9	2	Calm	4	Calm	2	Calm	6	S. S. E.		Calm	3	S. W.
10	5	N. N. W.	2	W. N. W.	2	Calm	6	Calm	2	W. N. W.	2	Calm
11	3	Calm	8	N. N. E.	2	Calm	3	Calm	2	W. N. W.	3	Calm
12	1	Calm	5	Calm	2	Calm	5	N. N. E.	2	Calm	9	E. S. E.
13	2	Calm	6	N. N. E.	2	Calm	2	Calm	2	Calm	2	S. S. E.
14	6	Calm	6	N. N. W.	2	Calm	3	W. N. W.	4	Calm	4	S. W.
15	6	Calm	3	W. N. W.	5	N. N. W.	6	N. N. E.	3	Calm	7	W. S. W.
16	5	Calm	1	Calm	9	Calm	10	N. N. W.	1	Calm	5	S. W.
17	6	Calm	6	Calm	7	Calm	6	Calm	2	S.	5	W. S. W.
18	2	N. N. E.	5	Calm	10	W. S. W.	7	W. N. W.	4	W. N. W.	5	S. W.
19	4	Calm	2	N. N. E.	10	S. S. W.	5	E. N. E.	3	Calm	5	W. S. W.
20	1	Calm	2	Calm	11	W. S. W.	8	S. W.	2	Calm	5	W. S. W.
21	1	Calm	1	Calm	10	Calm	13	S. W.	2	N. N. W.	4	W. S. W.
22	2	Calm	2	Calm	5	Calm	17	W. N. W.	2	W. N. W.	5	W. S. W.
23	2	Calm	2	Calm	3	N.	12	Calm	3	W. S. W.	5	W. S. W.
24	5	E. S. E.	5	W. N. W.	4	Calm	5	N. N. E.	4	W. S. W.	5	W. S. W.
25	1	N. W.	8	Calm	6	Calm	6	N. E.	5	W.	4	W. S. W.
26	2	Calm	2	Calm	4	N. N. W.	6	N. E.	5	W. N. W.	6	S. W.
27	2	Calm	2	Calm	7	W. N. W.	8	E. S. E.	3	W. N. W.	5	W. S. W.
28	2	N. N. W.	1	Calm	9	Calm	4	Calm	3	W. N. W.	4	S. W.
29	2	Calm			6	Calm	4	W. N. W.	2	W. N. W.	3	W.
30	2	N. N. W.			5	N. N. W.	5	W. N. W.	3	W. N. W.	3	Calm
31	3	N. W.			7	W. N. W.			6	W.		

*of the wind recorded at 8 A.M. during the year 1900.*

JULY.		AUGUST.		SEPTEMBER.		OCTOBER.		NOVEMBER.		DECEMBER.	
Velocity.	Direction.	Velocity.	Direction.	Velocity.	Direction.	Velocity.	Direction.	Velocity.	Direction.	Velocity.	Direction.
3	S. W.	...	Calm	1	W. N. W.	...	Calm	...	Calm	1	Calm
5	W. S. W.	1	E. S. E.	...	Calm	1	Calm	...	Calm	1	Calm
7	S. W.	1	Calm	...	N. W.	...	Calm	...	Calm	1	Calm
6	W. S. W.	1	E. S. E.	...	Calm	...	Calm	1	Calm	...	Calm
8	W.	1	Calm	...	Calm	...	Calm	1	Calm	...	Calm
4	W. N. W.	...	Calm	1	Calm	1	Calm	1	W. N. W.	1	Calm
5	W.	...	Calm	1	S. W.	1	Calm	1	Calm	...	Calm
4	W. S. W.	1	Calm	1	W. S. W.	1	Calm	1	Calm	...	Calm
2	Calm	...	W.	1	Calm	1	Calm	...	Calm	...	Calm
3	S. W.	1	S. S. E.	1	W.	1	Calm	...	Calm	1	N. N. W.
1	Calm	1	S. S. W.	1	W. N. W.	2	Calm	...	Calm	1	Calm
1	Calm	1	W. S. W.	2	W. N. W.	1	Calm	...	Calm	2	Calm
2	Calm	...	Calm	2	Calm	1	Calm	...	Calm	1	Calm
2	Calm	1	N. N. E.	2	W. N. W.	1	Calm	...	Calm	2	Calm
2	Calm	1	Calm	2	W. N. W.	1	Calm	...	Calm	1	Calm
5	W. N. W.	2	W. S. W.	2	W. N. W.	...	Calm	1	Calm	1	Calm
6	S. W.	5	W. S. W.	2	W. S. W.	1	Calm	1	Calm	1	Calm
6	W. S. W.	4	W. N. W.	1	W. N. W.	1	Calm	...	Calm	1	N. W.
4	W. S. W.	2	W. N. W.	1	W. N. W.	1	Calm	...	Calm	1	Calm
3	W. N. W.	2	W. N. W.	1	Calm	...	Calm	...	Calm	4	N. N. W.
3	W. N. W.	4	W. S. W.	...	Calm	1	Calm	...	Calm	1	Calm
5	W. S. W.	5	W. S. W.	1	Calm	1	W. N. W.	1	Calm	1	N. W.
4	W. S. W.	2	W. S. W.	1	Calm	1	Calm	...	Calm	1	Calm
2	Calm	2	W. S. W.	2	N. E.	...	Calm	...	Calm	4	W. S. W.
1	Calm	2	W. S. W.	2	N. E.	...	Calm	...	Calm	4	Calm
1	Calm	1	Calm	1	Calm	1	Calm	...	Calm	1	Calm
1	Calm	1	W. N. W.	...	Calm	1	Calm	...	Calm	2	Calm
1	N. N. W.	2	W.	1	S. S. E.	...	Calm	...	Calm	1	N. N. W.
1	Calm	2	W. N. W.	1	Calm	1	Calm	...	Calm	2	N. N. W.
2	W. S. W.	3	W.	...	Calm	...	Calm	...	Calm	1	N.
1	Calm	1	W. S. W.	...	Calm	...	Calm	...	Calm	1	Calm



*Statement showing the daily observations of the direction and velocity*

Date.	JANUARY.		FEBRUARY.		MARCH.		APRIL.		MAY.		JUNE.	
	Velocity.	Direction.	Velocity.	Direction.	Velocity.	Direction.	Velocity.	Direction.	Velocity.	Direction.	Velocity.	Direction.
1	1	N. N. W.	2	N. N. W.	2	Calm	3	W. N. W.	3	W. S. W.	10	W.
2	1	Calm	2	W. N. W.	2	Calm	2	Calm	5	N. W.	7	W. N. W.
3	2	Calm	2	N. N. W.	2	Calm	3	Calm	4	N. W.	8	W. S. W.
4	2	N.	2	Calm	2	Calm	3	Calm	5	W. S. W.	9	W. S. W.
5	2	W. S. W.	5	Calm	3	Calm	6	Calm	10	W. S. W.	10	W. S. W.
6	1	W. S. W.	5	Calm	2	Calm	5	Calm	10	W. S. W.	6	Calm
7	1	W. S. W.	5	N. W.	7	Calm	5	Calm	6	S. S. W.	2	Calm
8	3	N.	2	Calm	6	Calm	4	S. W.	6	S. S. W.	5	W. S. W.
9	2	Calm	2	N. N. W.	3	W. S. W.	3	W. N. W.	7	W.	2	Calm
10	2	Calm	3	N. N. W.	3	Calm	3	W.	5	S. S. E.	2	W.
11	1	N. N. W.	3	Calm	2	Calm	2	W. N. W.	4	Calm	7	S. W.
12	2	N. N. W.	3	Calm	2	Calm	5	Calm	4	Calm	11	W. S. W.
13	3	Calm.	3	Calm	4	Calm	5	Calm	4	Calm	10	W. S. W.
14	8	W. S. W.	2	Calm	3	Calm	6	W.	4	W. N. W.	12	W. S. W.
15	7	Calm	2	Calm	3	Calm	6	Calm	8	W. N. W.	15	W. S. W.
16	2	Calm	2	N. N. W.	2	Calm	2	Calm	11	W.	10	W. S. W.
17	1	Calm	3	Calm	2	Calm	4	W. N. W.	10	W. N. W.	12	W. S. W.
18	2	N. N. W.	2	W. S. W.	2	N. N. W.	2	N. N. W.	6	W. N. W.	9	W. S. W.
19	2	E. N. E.	4	W. N. W.	4	Calm	3	Calm	7	W. S. W.	10	S. W.
20	2	W.	3	Calm	4	Calm	6	Calm	8	S. S. W.	12	W. S. W.
21	4	E. N. E.	2	Calm	4	W.	7	N. N. W.	8	S. W.	16	S. W.
22	3	N. N. W.	7	S. W.	4	Calm	5	Calm	9	S. W.	12	W. S. W.
23	3	Calm	2	Calm	3	S. W.	4	E. S. E.	7	W. S. W.	12	W. S. W.
24	2	N. N. W.	2	Calm	7	Calm	6	N. N. W.	3	Calm	10	W. S. W.
25	3	N. N. W.	2	Calm	3	Calm	4	Calm	5	Calm	8	W. S. W.
26	2	N. W.	3	Calm	2	Calm	1	Calm	3	N. N. W.	5	W.
27	2	N. N. W.	2	N. N. W.	2	Calm	2	Calm	6	W. N. W.	4	Calm
28	2	N. W.	4	Calm	3	Calm	2	S. E.	7	N. N. W.	4	Calm
29	2	S. W.			2	Calm	2	Calm	8	N. N. W.	7	W. S. W.
30	2	W.			2	S. S. E.	2	Calm	7	Calm	11	W. S. W.
31	2	W. N. W.			5	Calm			8	W. S. W.		

*of the wind recorded at 8 A.M. during the year 1901.*

JULY.		AUGUST.		SEPTEMBER.		OCTOBER.		NOVEMBER.		DECEMBER.	
Velocity.	Direction.	Velocity.	Direction.	Velocity.	Direction.	Velocity.	Direction.	Velocity.	Direction.	Velocity.	Direction.
9	W. S. W.	9	W.	5	W.	...	...	2	Calm	1	Calm
7	W. S. W.	4	S. S. W.	7	W.	...	Calm	1	Calm	1	N. N. W.
5	N. N. W.	3	Calm	9	W. S. W.	2	Calm	1	Calm	1	Calm
7	W.	2	Calm	7	W. S. W.	1	Calm	1	Calm	1	Calm
10	W.	2	W. N. W.	4	S. W.	1	Calm	1	Calm	...	Calm
13	W. S. W.	2	S. W.	7	S. W.	1	Calm	1	Calm	1	Calm
9	S. W.	6	S. W.	4	W. S. W.	3	Calm	1	Calm	1	Calm
6	W.	7	S. W.	4	Calm	4	Calm	1	Calm	1	W.
8	S. S. W.	8	W. S. W.	2	Calm	4	Calm	1	Calm	1	N. N. W.
8	W. S. W.	7	W.	3	Calm	3	W. N. W.	1	Calm	1	Calm
9	W. N. W.	6	W. N. W.	5	S. W.	1	Calm	1	Calm	1	Calm
15	S. S. W.	5	W. N. W.	4	Calm	2	Calm	2	Calm	1	Calm
14	W. S. W.	5	W. S. W.	4	Calm	2	Calm	1	Calm	1	Calm
12	S. S. W.	4	W. S. W.	3	W. N. W.	2	Calm	1	Calm	1	Calm
11	S. W.	2	Calm	2	Calm	1	Calm	1	Calm	1	Calm
9	W.	5	W. S. W.	1	Calm	2	Calm	1	Calm	1	Calm
7	W. N. W.	3	W.	3	N	4	E.	1	Calm	1	Calm
6	W. N. W.	1	Calm	3	Calm	2	N.	1	Calm	...	Calm
4	W. S. W.	1	Calm	3	Calm	2	Calm	1	Calm	1	Calm
6	W. S. W.	2	W.	...	...	4	Calm	1	Calm	...	Calm
9	S. W.	6	S. W.	...	...	5	Calm	1	Calm	1	Calm
7	W.	6	S. W.	...	...	3	Calm	1	Calm	1	Calm
8	W. S. W.	6	W. S. W.	...	...	2	Calm	1	N. N. W.	1	Calm
7	W. N. W.	9	W. S. W.	...	...	1	Calm	1	Calm	1	Calm
4	N. N. W.	8	S. W.	...	...	1	Calm	1	W. N. W.	1	Calm
3	N.	2	W. N. W.	...	W. S. W.	1	Calm	1	Calm	1	Calm
2	Calm	4	W. S. W.	3	Calm	1	Calm	1	Calm	5	Calm
3	W. S. W.	6	W. N. W.	2	N. W.	1	W. S. W.	1	Calm	3	W. S. W.
2	Calm	6	W. N. W.	...	...	1	Calm	1	Calm	1	Calm
1	N. W.	2	Calm	...	...	2	Calm	1	N. N. W.	1	Calm
6	W.	2	W. N. W.	...	...	2	Calm	...	...	1	Calm



*Statement showing the daily observations of the direction and velocity*

Date.	JANUARY.		FEBRUARY.		MARCH.		APRIL.		MAY.		JUNE.	
	Velocity.	Direction.	Velocity.	Direction.	Velocity.	Direction.	Velocity.	Direction.	Velocity.	Direction.	Velocity.	Direction.
1	1	Calm	1	Calm	1	Calm	1	Calm	6	W. N. W.	9	Calm
2	1	Calm	1	Calm	1	Calm	1	Calm	5	Calm	11	W. N. W.
3	1	Calm	1	Calm	2	Calm	2	Calm	3	Calm	10	W.
4	1	Calm	1	Calm	1	Calm	2	Calm	1	Calm	9	W.
5	2	W. N. W.	1	N. W.	1	Calm	2	Calm	2	N. W.	12	S. W.
6	3	N. N. W.	4	Calm	2	Calm	2	Calm	5	W.	11	S. W.
7	2	Calm	1	Calm	4	Calm	2	W. N. W.	8	W. N. W.	9	W. S. W.
8	2	Calm	2	Calm	4	N.	4	Calm	10	S. W.	9	W. S. W.
9	1	Calm	1	Calm	1	Calm	2	Calm	8	S. S. W.	6	W. S. W.
10	1	Calm	1	Calm	1	Calm	2	Calm	8	S.	6	W. N. W.
11	1	Calm	...	Calm	1	Calm	3	Calm	9	N. E.	4	S. S. E.
12	1	Calm	1	Calm	4	Calm	2	Calm	8	W. S. W.	4	S. S. W.
13	1	Calm	1	Calm	2	Calm	5	Calm	7	W. S. W.	6	S. S. E.
14	1	Calm	2	Calm	1	Calm	5	Calm	12	W. S. W.	7	S. S. E.
15	1	Calm	2	Calm	...	Calm	4	Calm	11	S. W.	9	S. S. W.
16	1	Calm	1	Calm	4	Calm	2	Calm	7	S. W.	9	W. S. W.
17	1	Calm	...	Calm	4	Calm	6	S. W.	9	S. W.	14	S. W.
18	2	Calm	...	Calm	8	W. S. W.	2	N.	6	W.	15	S. W.
19	1	Calm	2	Calm	7	W. S. W.	2	N. W.	6	N. W.	12	S. S. W.
20	2	N. N. W.	4	Calm	4	Calm	5	W.	6	W. S. W.	13	S. S. W.
21	1	Calm	2	Calm	2	N.	4	W. N. W.	10	N. W.	12	W. S. W.
22	1	Calm	3	N. N. E.	1	Calm	1	Calm	7	W. S. W.	12	W.
23	3	Calm	1	Calm	1	W. S. W.	5	W.	9	W.	11	S. W.
24	2	Calm	1	Calm	6	Calm	8	W.	9	W. S. W.	12	W.
25	1	Calm	2	Calm	1	Calm	12	W.	16	W. S. W.	9	S. W.
26	1	Calm	2	Calm	1	Calm	12	Calm	11	W. S. W.	7	S. S. E.
27	1	Calm	1	Calm	4	Calm	2	N. N. W.	9	W. N. W.	6	Calm
28	2	Calm	1	Calm	4	Calm	2	Calm	6	N. W.	3	W. S. W.
29	4	Calm	...	...	...	Calm	1	Calm	11	W. S. W.	5	Calm
30	7	Calm			1	Calm	2	W. N. W.	10	W. S. W.	4	W.
31	2	Calm			...	Calm			6	W. S. W.		

*of the wind recorded at 8 A.M. during the year 1902.*

JULY.		AUGUST.		SEPTEMBER.		OCTOBER.		NOVEMBER.		DECEMBER.	
Velo- city.	Direction.	Velo- city.	Direction.	Velo- city.	Direction.	Velo- city.	Direction.	Velo- city.	Direction.	Velo- city.	Direction.
8	S. S. W.	14	W. S. W.	...	Calm	...	Calm	1	Calm	...	Calm
8	S. W.	11	S. W.	1	Calm	...	Calm	2	Calm	...	Calm
5	Calm	8	W. S. W.	2	N. N. E.	...	Calm	1	Calm	...	Calm
2	Calm	8	W. S. W.	5	S. S. W.	...	Calm	1	Calm	...	Calm
3	N. W.	8	W. S. W.	4	S. S. E.	...	Calm	...	Calm	...	Calm
3	N. W.	6	W. S. W.	4	Calm	1	Calm	...	Calm	1	Calm
2	Calm	6	W.	3	W. S. W.	1	Calm	...	Calm	1	Calm
2	Calm	7	S. S. W.	4	W.	2	Calm	...	Calm	1	Calm
2	S. S. E.	7	W.	2	Calm	1	Calm	...	Calm	1	Calm
3	S. S. E.	9	S. W.	1	Calm	2	Calm	...	Calm	1	Calm
3	Calm	13	W. S. W.	1	W.	...	Calm	...	Calm	2	Calm
8	S. S. W.	12	S. W.	4	Calm	1	Calm	...	Calm	...	Calm
9	W.	5	S. W.	3	Calm	...	Calm	...	Calm	1	Calm
4	S. S. W.	8	W.	3	Calm	1	Calm	1	Calm	1	Calm
3	Calm	5	Calm	1	Calm	...	Calm	...	Calm	1	Calm
3	W.	4	S. W.	1	Calm	1	Calm	...	Calm	1	Calm
5	W. N. W.	3	Calm	1	W. N. W.	1	Calm	...	Calm	2	Calm
8	W.	2	W. N. W.	1	Calm	1	Calm	...	Calm	1	Calm
9	W. S. W.	2	S. W.	1	Calm	2	Calm	...	Calm	1	Calm
9	W.	2	Calm	...	Calm	1	Calm	...	Calm	1	Calm
9	W.	2	Calm	1	Calm	...	Calm	...	Calm	1	Calm
8	S. W.	2	E. N. W.	2	Calm	...	Calm	...	Calm	...	Calm
7	W. S. W.	3	Calm	1	Calm	1	Calm	...	Calm	1	Calm
10	W. S. W.	5	S. W.	2	Calm	...	Calm	1	Calm	1	Calm
15	W.	3	W.	2	Calm	1	Calm	1	Calm	9	N.
15	W. S. W.	3	W.	2	Calm	1	Calm	...	Calm	2	N. N. W.
12	S. W.	1	W. N. W.	2	W. S. W.	...	Calm	...	Calm	3	Calm
7	W. S. W.	2	W. N. W.	2	Calm	...	Calm	...	Calm	3	Calm
6	S. W.	3	Calm	2	Calm	1	Calm	...	Calm	2	Calm
4	W. S. W.	5	S. E.	2	Calm	1	Calm	...	Calm	2	N. N. W.
5	W. S. W.	3	Calm			1	Calm			3	Calm



*Statement showing the daily observations of the direction and*

Date.	JANUARY.		FEBRUARY.		MARCH.		APRIL.		MAY.		JUNE.	
	Direction.	Velocity.	Direction.	Velocity.	Direction.	Velocity.	Direction.	Velocity.	Direction.	Velocity.	Direction.	Velocity.
1	W. N. W.	3	Calm	3	N. N. E.	5	Calm	2	Calm	9	W.	8
2	W.	3	Calm	3	Calm	5	Calm	2	Calm	3	W. S. W.	5
3	N. W.	3	Calm	2	W.	11	Calm	2	Calm	3	S. W.	6
4	W.	3	W. S. W.	5	N. W.	7	N. E.	3	W. N. W.	5	W. S. W.	7
5	Calm	2	N. W.	5	E. S. E.	6	E.	4	Calm	10	S.	12
6	W. N. W.	3	W.	5	E. N. E.	12	E. N. E.	5	Calm	6	S. S. E.	10
7	W. N. W.	3	N. N. E.	6	W. N. W.	6	Calm	3	E. S. E.	7	Calm	7
8	W. S. W.	2	W.	3	Calm	5	W. N. W.	4	Calm	8	W. N. W.	4
9	W.	3	...	..	Calm	4	Calm	5	Calm	6	Calm	6
10	W. N. W.	4	W. N. W.	...	Calm	3	Calm	9	Calm	5	W. S. W.	8
11	Calm	2	W. N. W.	4	N. N. W.	4	Calm	3	Calm	5	W. S. W.	10
12	Calm	2	Calm	6	Calm	5	Calm	4	Calm	5	W.	8
13	W. N. W.	3	Calm	4	N. N. W.	5	W. N. W.	2	Calm	5	Calm	5
14	Calm	2	Calm	2	N. N. W.	5	W.	3	Calm	3	W. S. W.	5
15	Calm	2	N. W.	3	W. N. W.	3	W.	4	Calm	5	S. S. W.	7
16	Calm	4	Calm	2	Calm	3	N. N. E.	5	Calm	1	S. S. W.	9
17	Calm	3	Calm	6	Calm	3	Calm	3	W.	13	W. S. W.	7
18	Calm	2	W. N. W.	3	Calm	3	Calm	2	E. N. E.	7	W. S. W.	8
19	Calm	3	N. N. W.	3	alm	3	W. N. W.	6	Calm	2	W. S. W.	11
20	Calm	2	N.	5	W. S. W.	10	W.	8	Calm	2	W. S. W.	15
21	Calm	2	N. W.	4	Calm	9	N. N. W.	6	Calm	2	W. S. W.	19
22	Calm	2	Calm	3	Calm	3	W.	7	Calm	2	S. W.	17
23	Calm	2	Calm	2	Calm	7	W. N. W.	10	S. W.	5	W.	12
24	Calm	3	W. N. W.	2	N.	3	Calm	8	Calm	7	W. N. W.	9
25	N. E.	6	Calm	2	Calm	3	W. N. W.	5	Calm	5	Calm.	7
26	Calm	6	Calm	5	W. S. W.	6	W.	8	W. S. W.	5	S. W.	7
27	Calm	3	Calm	3	Calm	4	W. N. W.	7	W.	10	W.	12
28	Calm	2	Calm	5	Calm	1	Calm	6	S. S. W.	8	S. S. W.	11
29	Calm	1	...	...	Calm	6	N. W.	7	Calm	7	W.	9
30	Calm	2			W. S. W.	9	S. S. W.	4	W.	8	W. S. W.	9
31	Calm	10			N. N. W.	8			W. S. W.	8		

*velocity of the wind recorded at 8 A.M. during the year 1903.*

JULY.		AUGUST.		SEPTEMBER.		OCTOBER.		NOVEMBER.		DECEMBER.	
Direction.	Velocity.	Direction.	Velocity.	Direction.	Velocity.	Direction.	Velocity.	Direction.	Velocity.	Direction.	Velocity.
W.	7	Calm	3	Calm	2	Calm	2	Calm	2	Calm	1
W. N. W.	3	Calm	2	W. N. W.	6	Calm	2	Calm	2	W. S. W.	2
W.	5	Calm	3	Calm	6	Calm	2	Calm	2	Calm	1
W. S. W.	9	S. W.	4	W. N. W.	5	Calm	2	Calm	2	Calm	1
N. W.	9	W.	6	W.	6	Calm	2	Calm	1	Calm	2
W.	8	W.	5	Calm	7	W. S. W.	2	Calm	3	Calm	1
W. S. W.	7	W.	9	W. S. W.	2	Calm	3	Calm	4	Calm	1
W. S. W.	6	W. N. W.	11	W. N. W.	3	Calm	3	N. N. W.	2	Calm	1
W. S. W.	9	W.	8	W. N. W.	5	W. S. W.	3	Calm	2	Calm	1
S. S. W.	9	W. S. W.	7	Calm	4	Calm	6	Calm	2	Calm	1
S.	8	W. N. W.	7	W. N. W.	2	W. N. W.	4	Calm	2	Calm	2
S. W.	12	W. S. W.	9	Calm	2	Calm	3	Calm	2	Calm	2
Calm.	5	W. S. W.	12	Calm	2	Calm	3	Calm	2	Calm	1
Calm.	4	S. S. E.	8	Calm	2	Calm	2	Calm	2	Calm	2
E. N. E.	4	W. S. W.	5	Calm	1	Calm	3	Calm	1	Calm	2
S. E.	4	W.	5	N. N. W.	3	Calm	2	W. N. W.	1	Calm	2
S. S. E.	5	W. S. W.	5	Calm	4	Calm	3	Calm	2	Calm	2
W. S. W.	8	W.	4	Calm	1	Calm	3	Calm	2	Calm	2
W. S. W.	9	W.	4	E. N. E.	3	Calm	2	Calm	1	Calm	2
S. E.	8	W. S. W.	3	E. S. E.	2	Calm	2	Calm	1	Calm	2
S. S. W.	4	N. N. E.	4	W. S. W.	4	Calm	2	Calm	1	Calm	1
W. S. W.	5	W. N. W.	3	S. S. E.	2	Calm	2	Calm	1	Calm	1
Calm	6	W. S. W.	3	N. W.	2	Calm	3	Calm	2	Calm	2
N. W.	7	W. S. W.	7	W. N. W.	2	Calm	2	Calm	2	Calm	1
N. W. E.	6	S. W.	7	Calm	2	Calm	2	Calm	1	Calm	4
Calm	2	S. E.	5	S. W.	2	Calm	2	Calm	1	Calm	1
N. W.	2	W.	4	Calm	3	Calm	2	Calm	1	Calm	7
N.	2	W. N. W.	5	Calm	2	Calm	2	Calm	1	Calm	2
Calm	3	W.	3	Calm	4	Calm	2	Calm	1	Calm	1
N. W.	3	Calm	2	Calm	2	Calm	3	Calm	1	Calm	1
W. N. W.	2	W. N. W.	3			Calm	3			Calm	1



*Daily readings of Maximum and Dry Minimum Temperature*

Date.	JANUARY.		FEBRUARY.		MARCH.		APRIL.		MAY.		JUNE.	
	Maxi- mum.	Dry Minimum.	Maxi- mum.	Dry Minimum.	Maxi- mum.	Dry Minimum.	Maxi- mum.	Dry Mini- mum.	Maxi- mum.	Dry Mini- mum.	Maxi- mum.	Dry Mini- mum.
1	...	...	...	...	86.9	66.9	95.7	69.4	105.0	84.9	102.8	80.6
2	...	...	...	...	70.0	54.4	97.8	66.3	106.4	81.6	104.9	82.0
3	...	...	...	...	70.2	42.3	97.3	70.5	105.6	83.0	106.5	84.1
4	...	...	...	...	76.2	39.7	100.2	64.5	107.0	78.6	104.8	83.8
5	...	...	...	...	80.8	44.3	101.8	63.5	108.0	77.2	104.4	83.1
6	...	...	...	...	83.5	47.3	97.1	69.0	108.3	79.6	104.2	80.6
7	...	...	...	...	87.9	49.3	99.0	67.4	105.5	86.4	103.2	81.2
8	...	...	...	...	92.4	52.6	100.0	69.8	98.4	79.8	101.8	81.6
9	...	...	...	...	91.1	67.5	101.8	65.4	97.0	76.7	103.8	83.1
10	...	...	...	...	88.2	58.9	103.5	67.5	99.4	75.7	101.7	76.4
11	...	...	...	...	90.5	59.5	104.8	65.5	94.6	76.8	100.1	76.7
12	...	...	...	...	92.1	56.5	105.6	71.2	93.8	74.2	99.4	78.2
13	...	...	...	...	95.8	58.5	107.4	74.4	95.2	67.7	95.0	80.4
14	...	...	...	...	96.8	62.6	106.8	79.0	96.7	64.5	99.0	77.5
15	...	...	...	...	93.5	71.6	105.8	77.8	98.8	61.9	87.5	73.3
16	...	...	...	...	95.0	61.5	104.0	76.8	97.8	76.9	98.7	77.8
17	...	...	...	...	96.2	60.6	104.6	76.0	97.0	77.5	98.1	76.5
18	...	...	...	...	93.2	70.3	103.8	73.4	95.3	76.3	98.4	78.7
19	...	...	...	...	89.4	61.5	104.2	73.0	97.4	68.0	93.2	77.8
20	...	...	...	...	86.9	58.3	105.2	68.8	100.4	70.0	95.0	76.7
21	...	...	...	...	87.3	58.8	105.3	77.4	103.6	70.6	95.2	77.4
22	...	...	...	...	95.2	54.7	106.0	79.0	106.1	79.1	93.2	75.6
23	...	...	...	...	98.6	56.9	107.3	81.9	106.9	82.2	93.4	76.1
24	...	...	...	...	100.2	61.2	107.6	84.4	108.5	85.6	93.4	75.5
25	...	...	86.1	52.6	98.5	68.8	108.2	84.2	106.5	83.3	92.6	76.6
26	...	...	85.5	50.0	96.4	66.4	106.4	85.4	104.7	78.8	93.6	75.9
27	...	...	90.5	51.8	97.8	65.8	105.5	84.5	103.8	78.4	97.3	78.7
28	...	...	93.1	56.8	99.1	71.6	104.3	86.0	106.8	82.4	95.6	79.1
29	...	...	...	...	99.8	68.0	107.1	80.7	108.6	79.7	94.2	77.8
30	...	...	...	...	101.6	76.4	107.7	84.4	107.0	86.9	93.6	76.3
31	...	...	...	...	99.7	77.0	...	...	106.6	82.4	...	...

recorded at 4 P.M. and 8 A.M. respectively for the year 1898.

JULY.		AUGUST.		SEPTEMBER.		OCTOBER.		NOVEMBER.		DECEMBER.	
Maxi- mum.	Dry Minimum.	Maxi- mum.	Dry Minimum.	Maxi- mum.	Dry Minimum.	Maxi- mum.	Dry Minimum.	Maxi- mum.	Dry Minimum.	Maxi- mum.	Dry Minimum.
93.5	77.5	81.7	75.3	78.2	72.0	91.6	66.5	92.4	61.6	83.3	51.4
94.1	77.6	86.6	74.4	83.7	72.1	92.8	65.5	91.1	63.7	82.4	55.4
98.1	79.4	88.2	75.0	86.4	72.7	93.6	68.0	89.0	55.4	81.7	52.2
96.4	79.9	82.6	74.5	86.5	72.6	95.1	66.2	86.5	56.3	76.0	58.2
90.5	72.0	85.4	73.6	84.5	72.3	96.1	69.0	82.0	63.5	75.2	56.4
84.8	74.9	88.1	73.0	85.8	72.9	96.8	65.3	82.8	56.7	78.3	58.4
82.4	73.6	85.6	74.0	88.2	70.4	96.4	64.3	81.5	58.5	62.3	57.6
84.2	71.7	85.4	73.4	91.4	70.0	96.9	63.5	82.1	57.4	67.5	57.4
86.4	74.0	84.9	72.2	92.0	72.6	95.4	61.6	84.3	61.2	72.7	61.5
87.0	76.8	85.1	72.5	91.2	73.5	94.5	55.4	87.2	61.4	75.3	62.1
86.4	76.1	86.6	72.6	92.4	72.9	91.4	59.3	89.4	58.2	80.5	58.5
85.2	72.4	86.0	72.3	88.3	71.0	92.0	60.9	90.6	?	78.1	57.0
89.7	76.0	88.3	72.9	85.6	70.0	93.4	59.8	90.1	57.5	71.7	52.3
86.0	77.6	87.1	72.6	85.9	70.4	96.1	60.5	91.2	56.4	70.5	46.9
88.4	76.4	88.4	71.6	84.0	72.2	96.4	64.2	90.5	63.1	72.5	41.8
87.8	75.2	89.2	72.4	91.5	70.7	94.1	67.4	89.9	59.3	76.5	43.1
87.5	72.9	91.7	74.0	86.9	70.5	91.4	64.6	90.3	55.8	82.1	44.3
89.4	75.1	90.9	74.4	87.8	69.7	95.6	62.5	91.2	58.1	83.6	46.1
83.9	75.6	87.2	74.7	87.4	69.4	95.5	63.4	85.4	61.8	76.7	50.3
86.4	73.1	84.0	73.0	86.1	65.1	95.4	62.6	85.6	50.3	79.1	51.2
88.2	73.9	87.8	73.4	88.1	65.6	95.2	62.7	87.1	50.4	75.1	52.9
90.1	74.5	87.0	73.2	89.4	65.2	94.1	60.9	90.9	52.3	71.5	49.3
88.8	75.9	86.1	73.6	90.6	65.5	94.4	60.2	88.7	56.3	73.2	48.7
89.5	74.2	85.8	74.2	93.8	71.1	93.5	61.2	87.7	54.3	76.7	46.3
92.4	75.4	82.7	74.1	93.3	69.3	91.3	?	87.3	60.9	80.9	53.4
94.4	75.3	81.2	71.1	94.6	68.6	90.7	56.7	88.1	59.6	78.1	?
92.1	75.2	83.8	71.8	92.8	68.0	90.6	57.1	87.3	55.5	75.4	46.9
87.6	73.7	84.1	72.0	90.6	67.8	92.2	54.8	85.2	55.1	74.9	46.2
84.9	75.1	84.4	72.2	87.7	69.6	90.8	56.3	83.1	53.4	16.9	46.1
86.3	75.6	87.6	72.1	91.4	69.2	92.4	57.4	83.0	51.2	72.3	60.4
84.3	74.7	88.9	74.0			93.3	58.5			69.8	48.4



Statement showing the daily readings of the maximum and

Date.	JANUARY.		FEBRUARY.		MARCH.		APRIL.		MAY.		JUNE.	
	Maxi- mum.	Mini- mum.	Maxi- mum.	Mini- mum.	Maxi- mum.	Mini- mum.	Maxi- mum.	Mini- mum.	Maxi- mum.	Mini- mum.	Maxi- mum.	Mini- mum.
1	67.7	44.3	80.9	49.1	85.7	55.4	95.6	70.2	100.9	74.3	101.5	70.6
2	65.1	40.2	82.3	49.1	84.5	57.2	96.6	68.8	99.4	71.0	103.3	79.2
3	64.0	38.6	83.5	52.2	89.7	54.8	100.4	63.4	99.8	69.5	101.1	78.6
4	64.4	42.6	76.3	52.4	92.4	54.3	101.3	71.2	95.6	66.2	100.2	78.5
5	67.4	42.4	81.3	51.1	94.2	?	101.3	71.5	98.1	65.9	103.4	81.8
6	68.1	42.2	77.4	53.7	94.0	67.1	74.7	59.2	98.3	65.6	101.9	83.1
7	67.3	37.3	77.1	48.5	91.2	62.4	99.5	71.2	99.2	74.0	100.5	80.5
8	68.4	35.1	77.8	53.7	93.8	57.6	101.3	71.8	100.2	73.8	102.6	82.8
9	71.5	36.3	81.1	51.3	94.8	59.5	101.8	75.3	105.8	76.5	100.6	82.6
10	78.0	39.5	85.5	52.8	92.8	60.0	100.4	75.2	105.0	82.1	98.8	79.2
11	81.2	40.1	77.8	57.5	93.7	57.3	90.7	74.1	107.0	80.5	101.9	81.5
12	84.2	41.3	83.3	46.3	61.9	?	100.3	72.4	105.3	82.1	103.6	81.1
13	79.1	47.2	85.5	?	90.0	62.2	102.8	72.2	105.6	81.3	104.8	80.8
14	74.8	47.2	84.5	49.5	91.8	61.4	101.4	76.1	108.4	79.2	104.4	81.6
15	72.0	46.1	82.3	57.2	93.5	57.1	102.2	74.6	107.7	79.4	96.6	68.3
16	70.8	46.9	81.1	48.2	90.4	60.8	98.9	76.3	106.6	85.6	99.7	75.2
17	75.5	39.1	79.8	44.8	87.9	56.4	94.2	65.6	104.9	82.9	102.1	80.4
18	71.4	42.4	83.4	47.6	89.6	57.2	94.6	61.3	98.4	81.6	100.2	77.9
19	73.5	42.1	85.6	52.6	89.3	62.4	93.9	67.3	102.6	70.2	92.2	80.1
20	78.4	40.5	83.5	52.9	91.9	57.1	94.8	69.4	100.4	71.5	84.6	72.2
21	81.7	40.7	87.8	51.2	94.1	61.5	96.3	64.5	98.9	77.2	82.5	72.6
22	83.1	43.6	88.3	50.7	97.4	61.1	98.2	71.4	97.4	78.2	87.4	76.8
23	82.5	46.4	90.6	52.0	100.2	61.7	97.6	70.6	97.1	77.0	87.6	73.3
24	81.0	?	87.6	66.4	103.2	?	96.6	70.3	99.2	76.6	86.8	73.3
25	79.9	45.7	82.7	51.3	101.5	72.4	93.3	72.1	101.0	80.0	95.9	70.8
26	77.1	45.1	82.8	54.8	99.2	77.4	92.1	69.1	100.6	80.2	85.6	74.8
27	78.3	47.3	84.2	53.1	97.5	72.4	94.0	65.7	99.7	77.4	88.9	76.1
28	76.4	49.9	83.9	50.2	96.1	65.1	93.4	66.6	99.3	78.4	89.9	77.0
29	76.3	52.4			95.7	67.2	94.5	68.2	97.5	76.3	88.8	76.4
30	78.5	?			94.9	62.6	98.8	70.6	99.5	79.2	91.2	76.7
31	80.6	45.9			96.2	64.9			100.2	79.2		

*minimum thermometers recorded at 4 P.M. and 8 A.M. during the year 1899.*

JULY.		AUGUST.		SEPTEMBER.		OCTOBER.		NOVEMBER.		DECEMBER.	
Maxi- mum.	Mini- mum.	Maxi- mum.	Mini- mum.	Maxi- mum.	Mini- mum.	Maxi- mum.	Mini- mum.	Maxi- mum.	Mini- mum.	Maxi- mum.	Mini- mum.
90.5	76.9	86.6	74.2	91.1	73.7	100.2	71.3	93.8	60.5	87.6	53.2
90.8	76.7	95.5	76.4	91.4	72.7	101.7	75.2	92.5	60.9	89.0	53.4
90.2	76.4	92.6	75.3	91.6	73.1	102.1	74.4	93.8	61.6	86.8	53.1
88.3	76.2	93.8	74.5	92.6	70.1	102.2	70.1	94.1	62.1	86.2	52.7
85.3	76.9	91.2	74.9	90.2	72.4	99.3	77.1	92.0	60.9	86.1	54.1
90.2	77.1	90.6	74.3	89.2	73.3	98.7	70.8	90.0	57.3	85.4	54.7
89.1	76.2	90.4	75.3	96.5	72.0	100.0	66.4	88.9	60.1	83.5	55.1
81.8	75.6	93.8	74.6	97.6	75.6	100.0	72.3	88.1	55.0	81.4	51.9
81.5	70.7	96.2	76.1	100.9	74.9	98.9	78.5	88.4	54.1	80.8	55.8
84.6	75.3	100.9	78.3	100.5	78.1	93.5	76.5	87.4	60.0	78.6	50.7
89.2	74.8	99.1	81.8	99.9	79.9	95.2	70.2	84.4	57.8	79.7	52.8
87.5	74.6	99.3	78.9	101.7	81.2	98.1	68.5	86.8	50.8	73.8	56.6
87.3	73.7	85.4	76.8	100.2	79.2	100.0	70.7	90.3	52.2	74.2	56.2
89.4	75.3	86.9	74.3	95.7	74.8	97.4	65.6	91.7	59.0	80.5	52.8
84.5	74.4	88.7	73.5	95.5	77.0	97.8	62.3	90.3	61.3	83.4	57.2
87.6	74.1	91.1	74.7	95.2	74.5	96.6	61.1	91.1	65.3	84.1	57.0
86.0	74.6	91.4	75.3	91.7	72.3	98.5	63.3	87.6	58.2	80.4	57.5
89.6	75.6	91.4	74.4	91.9	73.6	100.0	71.1	89.1	60.6	82.9	56.2
89.4	75.4	89.8	74.3	92.5	73.5	100.1	70.0	88.7	59.5	82.1	54.2
87.5	76.2	91.4	74.2	93.6	75.1	98.6	70.1	89.1	60.0	81.0	53.9
87.2	75.3	94.2	75.3	93.4	75.3	96.2	74.5	89.6	64.3	83.3	51.0
89.9	75.8	93.9	75.4	90.6	72.4	94.6	71.8	89.4	60.9	84.8	52.3
93.4	76.0	95.1	76.1	91.4	72.2	92.1	69.1	88.5	60.0	85.1	54.5
91.6	75.3	94.5	71.4	91.8	72.1	90.8	67.4	85.5	62.2	83.4	53.6
90.2	74.3	93.4	75.8	90.9	69.4	91.4	64.1	84.8	63.4	82.4	54.3
92.7	73.7	94.1	75.7	91.9	69.3	92.4	66.2	84.4	62.1	85.2	53.5
92.5	73.8	97.6	75.5	95.3	70.0	92.1	68.0	83.5	55.6	82.6	54.1
91.5	74.1	92.1	75.4	96.1	69.2	90.1	65.3	84.3	52.3	85.0	52.4
90.2	74.4	93.6	77.2	97.5	69.0	91.8	56.1	86.5	51.6	86.5	56.0
92.6	73.1	93.5	76.2	99.1	69.9	94.6	59.2	86.1	52.4	85.7	53.1
96.5	74.5	93.8	74.7			94.4	61.4			84.4	53.6



*Daily readings of the maximum and minimum*

Date.	JANUARY.		FEBRUARY.		MARCH.		APRIL.		MAY.		JUNE.	
	Maxi- mum.	Mini- mum.	Maxi- mum.	Mini- mum.	Maxi- mum.	Mini- mum.	Maxi- mum.	Mini- mum.	Maxi- mum.	Mini- mum.	Maxi- mum.	Mini- mum.
1	84.2	58.5	78.3	50.3	91.4	61.7	96.0	73.4	104.7	81.7	100.6	80.2
2	82.7	54.1	79.1	55.2	90.7	63.7	95.6	70.8	105.9	82.3	98.5	80.9
3	80.8	53.1	79.8	51.5	86.6	62.8	90.1	71.3	106.6	79.4	102.2	82.3
4	77.5	51.3	79.0	52.2	87.8	60.1	92.4	70.1	102.1	75.6	105.9	83.6
5	83.4	53.7	82.0	53.2	87.5	60.7	96.1	70.6	100.5	80.2	107.1	81.2
6	82.3	46.2	74.7	47.2	88.2	63.7	95.0	66.5	97.8	79.2	106.3	86.4
7	77.4	47.8	79.3	52.9	86.4	58.4	96.4	76.3	97.0	72.9	105.8	77.1
8	74.3	56.1	81.5	57.0	90.0	58.1	96.5	72.3	95.0	75.1	103.4	83.3
9	73.6	48.4	88.4	60.4	88.3	55.7	92.0	62.7	99.0	78.5	102.6	78.3
10	70.4	42.9	86.3	60.7	90.9	58.0	89.9	66.2	101.5	73.0	106.0	79.3
11	73.5	47.3	84.3	57.4	93.2	61.2	89.5	67.2	102.4	79.5	105.9	84.2
12	80.4	53.1	81.1	51.3	95.0	61.7	94.4	69.5	102.2	73.3	108.3	88.2
13	84.0	50.2	79.8	53.6	96.5	61.1	95.3	68.4	97.5	76.5	112.4	88.3
14	75.3	48.6	77.5	56.4	98.6	62.5	100.1	74.6	95.5	68.4	110.1	80.3
15	73.7	43.2	79.0	51.8	98.4	64.2	102.8	76.7	95.4	61.4	102.8	79.1
16	71.9	42.1	83.5	54.0	94.7	65.8	102.5	80.5	92.2	73.4	99.9	80.2
17	68.2	44.7	86.6	60.8	91.5	64.8	103.3	76.2	93.8	68.1	99.5	80.1
18	63.4	43.8	79.5	56.5	92.5	75.2	100.8	76.5	95.5	77.1	120.4	79.7
19	65.6	40.0	80.6	57.0	95.6	74.5	103.7	79.8	98.4	79.1	100.9	81.2
20	76.3	56.3	78.1	50.5	95.2	72.4	106.4	82.2	102.2	80.3	101.4	80.5
21	75.3	50.6	82.1	53.9	89.2	63.0	106.2	82.5	100.6	78.3	99.8	80.9
22	73.4	42.0	84.3	52.2	91.2	63.2	100.6	79.1	202.1	83.2	98.9	79.8
23	73.6	42.2	84.7	54.1	92.5	57.2	99.9	75.0	101.1	82.3	98.2	78.6
24	68.6	40.0	88.1	60.8	92.8	65.7	973.4	76.2	99.1	79.4	97.7	79.6
25	59.8	42.3	83.2	54.2	93.4	63.8	94.7	78.5	98.3	82.2	98.0	78.9
26	65.5	45.1	82.8	56.8	95.2	71.2	97.2	76.5	105.1	86.1	97.4	77.8
27	68.7	51.0	80.7	52.3	94.2	71.7	97.3	77.3	103.6	83.3	99.1	80.1
28	74.2	50.9	85.4	55.1	94.7	74.6	97.9	67.9	104.3	85.3	102.3	82.2
29	74.9	50.1	...	...	95.8	71.3	99.4	66.4	105.3	82.8	105.3	82.8
30	75.3	54.2			96.5	69.3	101.7	75.0	106.1	84.3	103.3	81.4
31	74.5	53.5			98.0	69.5			103.2	83.2		

*thermometers recorded at 4 P.M. and 8 A.M. during the year 1900.*

JULY.		AUGUST.		SEPTEMBER.		OCTOBER.		NOVEMBER.		DECEMBER.	
Maxi- mum.	Mini- mum.	Maxi- mum.	Mini- mum.	Maxi- mum.	Mini- mum.	Maxi- mum.	Mini- mum.	Maxi- mum.	Mini- mum.	Maxi- mum.	Mini- mum.
103'1	81'2	86'5	74'3	79'8	70'8	86'5	63'1	91'9	57'2	85'8	53'2
102'5	80'8	88'3	75'4	75'2	70'0	87'6	59'2	90'6	58'3	84'2	54'3
100'6	78'7	90'3	75'4	80'2	73'9	87'8	58'8	89'5	56'3	84'5	53'5
100'1	78'5	90'1	76'2	80'5	72'7	88'3	59'2	88'3	56'2	84'0	56'2
96'0	79'2	89'2	72'2	83'5	73'2	88'0	60'7	89'5	53'9	79'8	52'4
95'3	78'3	80'2	76'2	80'2	73'0	88'0	63'4	88'4	54'3	75'8	51'0
95'6	78'3	82'6	74'3	82'5	73'4	88'3	63'6	90'8	53'8	75'8	53'1
95'8	79'2	80'3	72'2	82'0	73'2	89'1	65'2	89'0	54'2	78'0	52'8
97'4	79'2	82'3	73'0	84'2	73'2	86'9	59'5	87'8	53'3	84'5	53'4
97'3	80'1	85'1	73'6	84'0	72'8	86'6	55'2	87'6	52'5	81'9	53'1
97'7	75'0	85'3	75'3	86'5	73'9	87'5	54'2	89'1	53'2	77'8	56'8
79'5	74'2	86'8	76'2	86'9	72'9	89'6	57'2	87'3	53'2	81'0	58'2
90'3	77'2	81'1	75'4	86'5	75'0	91'1	60'4	85'7	53'6	82'4	54'2
88'2	72'3	87'6	75'2	82'5	74'5	90'7	61'2	85'0	52'8	82'1	55'1
88'3	78'6	82'2	71'2	84'4	74'2	89'3	54'1	84'2	53'0	73'9	47'2
89'1	76'4	81'2	73'2	87'2	74'2	89'8	58'0	84'5	58'0	73'0	45'8
90'7	75'9	80'8	72'5	86'0	73'0	89'4	57'8	80'5	53'1	74'2	49'8
92'8	75'5	84'2	72'5	86'9	71'0	89'9	59'1	81'6	57'4	78'8	52'9
92'1	77'1	85'1	73'1	85'2	70'8	90'6	60'1	83'6	59'0	82'1	55'0
93'6	78'6	86'1	74'5	84'8	70'0	91'0	61'2	84'1	57'3	79'0	51'5
95'6	78'8	85'5	73'2	87'1	71'2	89'5	59'4	85'4	56'8	72'4	46'4
93'1	78'2	78'5	70'2	84'7	69'0	89'2	59'5	85'5	59'2	74'8	49'3
93'3	79'2	80'3	72'8	85'7	72'5	88'4	65'2	83'3	57'5	78'3	52'3
95'7	76'8	82'2	73'2	85'4	72'3	87'5	61'5	81'9	57'2	81	66'2
93'1	75'7	82'0	72'2	83'8	71'1	86'8	57'0	81'7	51'9	78'1	47'0
92'3	75'1	81'8	71'2	84'2	72'3	84'8	54'9	76'3	5'0	74'0	46'3
95'8	78'2	83'8	71'1	86'4	71'3	84'5	53'8	83'0	51'5	72'0	53'4
93'4	73'1	87'8	73'9	87'5	67'3	86'4	54'2	84'3	52'3	72'2	49'8
89'8	76'4	82'9	73'8	85'6	64'0	86'3	55'2	85'0	50'1	67'9	44'7
89'6	76'2	82'5	72'1	87'4	65'3	86'5	55'9	83'4	50'5	77'3	46'4
91'2	75'8	80'8	72'2			90'4	57'6			67'1	51'1



*Statement showing the daily readings of the maximum*

Date.	JANUARY.		FEBRUARY.		MARCH.		APRIL.		MAY.		JUNE.	
	Maxi- mum.	Mini- mum.	Maxi- mum.	Mini- mum.	Maxi- mum.	Mini- mum.	Maxi- mum.	Mini- mum.	Maxi- mum.	Mini- mum.	Maxi- mum.	Mini- mum.
1	67.2	49.0	84.6	55.4	85.5	55.8	93.4	70.2	104.0	80.2	102.3	82.5
2	65.0	45.1	85.0	58.2	86.2	55.0	95.6	69.0	104.6	82.0	103.5	82.5
3	68.8	43.4	81.4	61.9	88.4	58.4	98.4	67.5	104.5	82.7	100.4	80.2
4	66.2	45.1	81.2	58.8	88.5	62.3	98.1	70.2	93.5	77.2	100.3	80.6
5	68.1	42.3	77.1	48.0	89.2	57.5	99.1	67.5	91.0	69.2	81.5	73.2
6	68.8	41.2	72.3	43.2	85.5	55.8	98.4	65.3	94.0	73.0	101.0	76.0
7	70.5	41.1	72.5	39.3	86.3	65.2	98.2	65.2	99.0	74.5	103.1	77.0
8	55.9	50.2	73.1	45.1	83.5	57.5	98.4	63.3	99.2	74.4	108.5	80.3
9	65.6	50.8	74.9	59.7	85.7	51.8	99.0	73.3	100.6	77.8	110.4	86.1
10	68.4	41.1	74.6	52.1	88.0	53.3	100.0	68.8	103.4	77.2	109.8	83.2
11	72.8	43.1	74.5	52.0	90.4	53.2	99.5	73.2	104.4	74.2	103.3	80.6
12	82.4	42.1	72.3	53.7	91.4	67.0	103.5	76.9	103.4	70.5	101.1	79.8
13	76.3	55.5	73.0	41.0	88.0	57.0	102.2	80.2	107.2	81.0	100.5	79.2
14	67.4	54.3	74.1	40.5	91.6	54.6	102.0	76.2	106.0	80.3	97.2	78.3
15	67.3	38.1	74.4	44.1	93.9	56.2	100.4	69.2	102.0	84.2	100.0	79.6
16	67.1	39.0	76.6	51.9	92.8	56.3	98.8	68.1	98.0	78.2	101.9	79.1
17	72.0	43.0	77.9	55.1	94.1	56.2	96.5	71.6	98.2	79.5	102.8	79.8
18	69.6	43.4	78.1	52.5	95.5	58.8	97.9	63.8	102.0	80.1	104.8	81.3
19	75.3	42.1	72.3	50.1	95.3	62.2	97.8	62.2	103.1	82.3	102.0	79.3
20	72.7	50.8	70.4	50.1	97.0	62.2	95.5	66.5	104.8	79.9	100.5	78.1
21	77.5	53.4	67.6	41.6	95.2	64.2	93.5	68.8	103.7	81.5	96.8	77.5
22	71.5	52.9	70.5	46.9	94.8	65.5	94.5	67.4	105.8	80.3	97.2	77.2
23	77.8	45.1	71.8	47.1	89.6	66.7	94.2	68.2	105.0	79.8	99.4	77.5
24	81.2	48.2	73.6	40.9	89.4	61.8	97.5	68.5	105.6	78.3	99.6	78.6
25	81.6	48.5	78.1	42.6	91.9	59.6	98.8	64.2	107.6	78.9	99.3	81.1
26	75.4	46.2	82.8	43.4	94.5	64.2	100.8	66.3	108.4	81.2	92.1	74.4
27	78.3	46.0	87.0	51.1	97.2	61.8	103.8	71.8	108.2	87.5	92.8	76.8
28	81.5	47.7	85.0	61.5	99.3	62.3	101.6	72.2	108.6	86.5	96.6	78.3
29	84.0	52.1	...	...	98.7	62.8	100.6	73.3	109.4	86.2	98.1	79.2
30	82.2	53.2			97.3	62.4	101.0	73.1	108.8	84.6	97.1	77.1
31	83.2	58.0			97.3	66.2			105.4	83.0		

and minimum thermometers recorded during the year 1901.

JULY.		AUGUST.		SEPTEMBER.		OCTOBER.		NOVEMBER.		DECEMBER.	
Maxi- mum.	Mini- mum.	Maxi- mum.	Mini- mum.	Maxi- mum.	Mini- mum.	Maxi- mum.	Mini- mum.	Maxi- mum.	Mini- mum.	Maxi- mum.	Mini- mum.
99.3	78.1	81.2	74.6	6.5	74.0	...	...	94.4	62.5	87.0	49.3
96.2	80.1	87.8	74.2	84.3	72.3	96.5	...	93.0	59.3	86.6	49.1
107.2	84.5	85.8	76.2	84.0	72.2	96.8	63.7	91.8	57.6	87.1	50.3
105.2	83.0	85.0	74.6	83.4	71.5	95.8	66.0	9.6	55.2	84.3	49.4
96.4	82.5	89.2	75.6	85.0	70.8	96.2	68.3	92.4	54.7	82.1	54.4
96.0	79.8	80.2	75.0	85.5	71.2	95.8	72.8	91.5	55.3	82.2	53.5
92.5	78.2	82.4	72.5	81.1	68.3	96.5	71.1	90.8	54.1	82.4	50.2
89.1	75.0	84.7	73.4	86.7	68.1	95.3	70.4	90.2	52.2	82.5	49.9
92.6	77.5	85.1	73.5	87.3	68.0	9.8	68.2	90.8	52.4	81.1	49.1
91.2	77.5	86.2	72.5	86.5	68.8	95.5	69.3	88.2	52.0	79.0	47.2
91.0	77.3	80.4	75.1	87.3	70.0	95.8	67.5	84.2	51.2	82.3	45.4
91.4	76.4	79.9	73.2	86.7	66.5	95.9	67.1	84.7	51.1	82.6	45.6
92.9	77.1	79.5	73.1	87.3	69.0	95.8	68.1	85.4	51.9	80.5	48.0
91.9	77.1	83.9	73.3	89.9	68.1	95.0	67.5	84.9	54.5	80.6	47.5
93.1	77.3	82.5	72.0	89.6	69.1	92.3	65.1	84.1	57.1	81.4	48.4
95.2	77.1	87.9	70.3	91.1	68.5	90.8	69.1	85.4	59.5	81.0	53.4
97.6	80.1	86.0	74.8	92.0	76.2	90.2	72.7	85.7	7.5	77.2	58.1
97.1	75.4	85.4	74.2	92.0	66.0	89.2	72.7	84.9	55.1	73.6	56.1
88.5	77.5	87.2	73.4	93.5	65.8	93.4	71.3	85.3	51.2	80.1	48.9
88.2	75.5	86.5	74.0	...	...	92.9	73.6	86.8	51.2	79.4	49.1
88.0	76.0	80.5	75.2	...	...	93.6	69.3	85.6	49.6	8.4	51.2
91.4	76.2	82.5	72.5	...	...	94.9	69.3	84.1	49.2	81.2	51.1
94.6	77.1	82.5	72.8	...	...	95.5	66.3	83.1	58.0	78.7	50.8
91.6	76.0	83.0	72.1	...	...	96.5	63.0	81.2	53.5	77.6	53.5
81.6	75.5	82.4	72.2	95.6	65.3	95.2	61.2	81.3	52.2	78.0	56.4
86.8	75.5	88.3	71.3	91.4	65.3	95.3	62.7	78.5	53.2	81.6	51.1
88.1	74.7	87.6	75.4	93.5	67.8	96.1	64.2	83.0	44.8	75.5	52.1
89.1	73.8	86.6	75.2	95.3	66.8	95.5	69.8	84.6	45.2	74.4	45.3
87.0	73.0	85.6	72.9	...	...	94.6	67.2	88.0	47.2	74.2	44.2
86.5	75.6	85.9	72.1	...	...	96.2	65.5	87.9	49.2	78.6	45.2
87.1	75.5	88.8	73.0			95.5	65.2			76.8	50.1



Statement showing the daily readings of the maximum

Date.	JANUARY.		FEBRUARY.		MARCH.		APRIL.		MAY.		JUNE.	
	Maxi- mum.	Mini- mum.	Maxi- mum.	Mini- mum.	Maxi- mum.	Mini- mum.	Maxi- mum.	Mini- mum.	Maxi- mum.	Mini- mum.	Maxi- mum.	Mini- mum.
1	77'6	42'0	77'2	43'6	93'0	58'2	100'4	71'2	104'5	79'2	104'4	84'2
2	76'3	41'3	75'4	47'3	93'2	58'5	99'9	72'0	105'5	79'8	106'3	85'2
3	77'4	42'8	76'8	41'3	94'6	57'6	100'5	69'4	106'5	77'3	107'0	85'0
4	71'5	43'2	85'0	46'2	96'8	59'1	98'2	66'2	108'0	74'0	103'0	84'2
5	69'3	43'4	77'4	51'2	94'9	64'3	95'4	65'1	108'0	78'1	99'6	81'2
6	68'1	43'2	78'2	44'3	95'2	62'0	96'5	66'8	108'5	82'1	102'6	79'1
7	66'6	47'2	75'2	43'3	93'2	68'7	95'4	75'1	103'8	82'7	102'5	81'1
8	75'0	49'4	76'6	38'2	92'0	63'2	97'2	69'2	97'8	78'1	105'0	82'9
9	78'7	56'2	79'8	38'9	91'1	55'4	98'5	72'0	96'0	70'2	107'0	85'2
10	79'0	50'6	83'4	41'8	94'1	63'2	102'1	66'2	97'0	76'6	105'6	84'2
11	78'6	54'0	87'2	45'1	91'5	63'0	101'3	69'4	98'6	78'2	102'3	84'2
12	77'2	45'2	83'1	53'9	88'5	60'3	100'6	71'2	100'4	77'5	103'5	81'7
13	78'3	43'2	88'0	57'0	92'0	58'3	99'4	73'1	97'2	80'1	94'5	77'5
14	82'4	46'1	87'5	56'2	95'6	56'6	101'5	71'7	92'2	73'7	93'9	76'3
15	81'9	47'5	86'1	56'2	98'4	62'5	102'1	74'3	97'8	73'4	95'0	76'5
16	80'1	51'0	86'0	52'3	98'3	71'2	100'5	75'8	99'9	79'9	95'3	77'0
17	77'5	52'0	88'0	58'4	96'8	70'0	102'0	81'1	102'6	80'0	96'2	77'3
18	79'0	50'2	89'7	58'2	97'0	78'3	101'2	75'1	103'6	80'0	94'2	77'2
19	87'6	43'5	85'1	55'0	94'4	76'2	104'2	76'2	104'6	81'6	86'5	77'0
20	87'8	49'7	84'0	55'8	95'0	64'2	100'8	82'5	101'0	79'5	92'4	76'5
21	91'2	53'2	83'0	54'0	89'8	66'5	101'5	80'4	103'2	82'2	93'5	77'2
22	90'5	55'2	86'5	52'2	94'8	61'0	102'8	71'1	101'6	78'0	93'8	77'4
23	88'4	60'1	87'0	52'8	95'4	66'2	100'4	80'1	104'0	81'1	95'1	77'8
24	84'5	47'6	91'5	58'6	98'4	68'0	99'0	77'5	104'4	82'5	92'0	75'0
25	82'8	53'1	90'4	55'4	99'6	65'9	101'0	81'3	101'5	81'4	95'8	77'0
26	88'3	51'8	90'3	53'2	100'3	75'6	101'4	79'8	102'5	80'2	96'8	78'9
27	89'8	51'2	88'6	51'2	97'2	73'4	101'0	76'0	104'1	83'7	97'4	73'8
28	86'0	51'1	91'2	53'7	95'3	64'2	103'0	66'0	106'2	84'2	101'5	77'2
29	79'0	58'9	...	...	96'3	64'0	104'9	66'0	105'9	87'8	98'5	81'3
30	78'0	47'6			99'1	62'1	103'6	75'0	105'0	84'1	98'2	79'8
31	72'3	41'2			100'2	65'2			107'5	86'4		



and minimum thermometers recorded during the year 1902

JULY.		AUGUST.		SEPTEMBER.		OCTOBER.		NOVEMBER.		DECEMBER	
Maxi- mum.	Mini- mum.	Maxi- mum.	Mini- mum.	Maxi- mum.	Mini- mum.	Maxi- mum.	Mini- mum.	Maxi- mum.	Mini- mum.	Maxi- mum.	Mini- mum.
97.5	79.5	91.4	75.2	87.0	74.1	86.5	66.0	83.0	60.2	78.0	47.2
99.8	79.0	91.2	75.0	90.8	76.0	87.9	66.2	84.3	54.3	77.6	47.4
100.0	80.2	91.8	76.0	81.6	74.0	89.1	66.2	85.5	53.7	79.3	46.0
100.2	80.2	93.0	75.4	84.0	71.8	90.5	66.6	87.0	53.4	81.3	51.2
97.5	82.2	93.2	76.4	83.8	73.0	89.9	66.3	89.0	54.1	79.2	49.4
98.0	76.2	93.0	75.2	84.8	74.0	91.3	66.2	88.2	52.2	78.5	50.2
99.7	76.2	93.1	73.2	85.2	73.5	89.2	62.4	88.0	52.8	78.2	59.6
98.2	76.0	91.3	76.8	85.0	72.8	91.3	62.2	87.6	55.0	77.3	53.3
92.8	76.8	89.9	76.2	88.5	70.0	90.5	64.3	86.8	54.3	76.8	45.3
97.5	74.5	90.3	76.5	89.6	75.1	90.2	62.2	87.6	53.2	77.1	45.0
100.5	75.1	89.1	75.5	87.6	76.0	90.5	61.2	87.5	52.0	75.5	50.2
99.8	76.6	91.3	75.0	89.0	74.2	90.5	50.4	86.7	53.2	75.1	61.5
97.4	79.8	90.5	76.0	90.2	71.2	90.8	66.8	85.4	56.2	70.0	61.1
70.4	80.5	93.6	76.3	88.5	73.4	84.0	62.2	85.0	54.0	80.0	60.8
82.4	76.5	95.7	76.2	90.2	73.3	85.5	62.1	82.0	53.3	81.6	56.4
93.8	71.3	96.0	77.1	88.3	72.0	89.0	62.4	83.0	50.1	84.0	56.2
86.5	77.2	97.0	77.1	88.3	73.0	91.5	66.6	84.0	49.1	83.3	54.2
83.0	74.2	97.6	80.2	2	72.0	89.6	69.2	83.8	48.8	81.5	52.2
85.5	69.8	97.8	77.6	85.0	70.4	89.0	66.3	83.9	50.2	76.3	54.6
89.8	76.2	98.2	75.0	84.8	73.3	88.5	60.8	83.2	50.2	76.4	45.8
90.0	76.2	81.2	73.2	84.6	72.0	88.6	63.4	83.5	52.2	71.6	47.6
83.1	77.2	82.5	74.0	88.5	67.3	89.0	63.4	82.6	53.8	71.4	41.2
86.2	75.8	85.4	72.2	86.2	68.3	90.5	62.1	83.9	50.5	70.4	39.5
90.4	76.8	87.5	73.1	86.1	65.2	91.3	64.2	83.2	49.3	69.5	36.5
91.5	77.2	85.4	75.4	85.5	61.7	89.2	62.0	82.0	49.8	69.2	36.2
89.1	77.1	86.2	74.6	83.6	61.0	87.2	65.0	82.0	49.6	69.9	36.2
90.2	76.5	84.0	73.5	84.6	64.1	87.0	62.3	80.5	49.2	69.0	35.2
91.6	77.0	84.3	74.3	84.6	64.2	85.2	58.3	78.2	48.8	73.2	35.1
91.0	77.2	81.4	70.3	4.8	65.0	84.6	54.8	77.8	48.3	77.0	39.8
89.3	76.5	80.8	71.3	85.6	63.8	84.0	54.0	77.3	47.3	79.4	42.4
93.6	75.2	81.7	72.2			83.4	59.0			1.5	41.3



*Statement showing the daily readings of the maximum*

Date.	JANUARY.		FEBRUARY.		MARCH.		APRIL.		MAY.		JUNE.	
	Maxi- mum.	Mini- mum.	Maxi- mum.	Mini- mum.	Maxi- mum.	Mini- mum.	Maxi- mum.	Mini- mum.	Maxi- mum.	Mini- mum.	Maxi- mum.	Mini- mum.
1	77.8	43.8	68.6	38.2	87.2	67.2	80.0	53.6	102.7	72.4	103.8	81.0
2	76.4	44.2	74.6	40.2	84.2	64.2	81.6	54.2	104.6	72.5	107.0	78.2
3	77.2	50.2	74.9	41.6	77.2	63.5	85.4	54.0	104.8	70.3	108.5	85.0
4	77.5	51.8	74.6	51.6	79.0	61.0	88.0	61.3	105.2	77.5	104.2	83.2
5	79.7	53.2	76.5	44.0	78.5	62.0	87.8	65.3	104.0	76.3	103.8	81.3
6	80.0	57.1	71.2	49.0	79.6	52.0	90.4	68.4	106.0	79.2	105.0	80.2
7	80.6	54.9	71.1	48.3	78.4	47.6	93.2	57.3	105.4	73.2	108.8	81.8
8	81.0	55.2	...	...	75.8	45.2	94.0	56.3	104.6	79.8	110.0	85.3
9	80.5	52.1	...	...	80.8	49.2	91.3	66.0	102.3	76.5	108.5	85.3
10	78.3	47.3	84.5	40.2	87.2	51.3	92.4	61.0	103.2	72.5	106.5	83.5
11	78.8	49.1	84.3	44.0	83.0	62.6	95.5	60.5	102.5	77.2	108.0	83.8
12	77.2	46.6	79.4	50.0	81.5	56.2	96.3	68.3	102.6	75.6	108.6	84.6
13	73.2	50.3	76.5	47.6	80.0	54.6	100.5	69.2	101.2	81.1	107.3	82.8
14	71.2	47.0	75.8	46.5	80.0	55.5	102.7	71.3	101.6	78.0	105.0	81.4
15	79.2	45.8	80.5	41.6	83.5	54.8	102.4	69.2	101.5	73.5	97.5	79.2
16	76.1	52.3	78.6	48.1	85.6	48.3	100.5	72.3	101.5	77.3	99.0	78.2
17	72.4	43.0	78.2	52.2	89.4	53.0	101.8	71.5	94.5	77.2	97.8	78.3
18	71.3	44.9	79.8	51.0	94.1	54.1	103.6	70.2	99.0	74.2	98.0	80.2
19	72.3	41.2	78.2	56.6	91.5	54.7	100.0	79.3	101.6	77.2	97.0	79.8
20	75.2	39.5	78.4	58.2	84.0	66.8	97.2	74.5	103.6	76.3	96.5	77.3
21	79.2	41.5	79.5	58.0	90.5	55.2	99.3	76.2	107.0	80.2	99.4	78.2
22	77.2	51.3	81.5	49.0	91.3	58.2	97.3	79.0	107.6	75.2	99.4	79.0
23	81.5	53.2	83.2	50.8	90.3	66.2	100.2	78.3	105.7	83.5	99.9	79.2
24	81.5	58.8	85.5	54.5	88.3	63.5	101.2	78.2	104.0	82.3	100.5	80.2
25	73.0	51.0	93.3	54.5	92.3	57.2	100.6	76.3	103.0	76.0	99.0	79.4
26	73.5	40.1	94.6	60.4	95.0	69.5	100.2	77.0	99.8	72.6	98.4	81.7
27	67.8	38.8	94.0	54.3	94.3	65.5	100.5	71.0	98.5	74.2	96.5	78.3
28	70.5	39.1	89.8	58.0	97.5	58.2	100.2	79.5	101.3	79.5	99.4	78.6
29	71.1	40.2	...	...	98.6	67.3	101.1	76.0	105.0	78.3	98.0	80.2
30	73.9	42.7			91.8	72.5	98.0	76.0	103.4	81.5	97.5	78.3
31	69.0	43.0			83.6	65.3			101.0	79.4		



and minimum thermometers recorded during the year 1903.

JULY.		AUGUST.		SEPTEMBER.		OCTOBER.		NOVEMBER.		DECEMBER.	
Maxi- mum.	Mini- mum.	Maxi- mum.	Mini- mum.	Maxi- mum.	Mini- mum.	Maxi- mum.	Mini- mum.	Maxi- mum.	Mini- mum.	Maxi- mum.	Mini- mum.
98.6	77.0	86.0	72.5	87.6	76.8	89.2	70.6	87.0	50.3	83.0	48.2
99.8	77.4	90.4	75.6	85.2	75.2	90.7	74.5	87.2	50.0	83.6	53.0
100.8	80.2	86.8	76.7	84.4	75.2	90.2	68.2	86.7	50.0	82.8	50.2
103.0	81.0	88.8	75.6	85.0	72.0	92.0	66.8	86.5	50.2	83.5	50.5
103.6	81.4	86.2	74.2	77.4	73.7	90.5	66.8	87.2	52.2	84.0	48.0
104.8	83.0	86.0	75.0	78.3	71.4	91.3	66.3	85.0	56.6	81.4	45.5
101.6	77.0	84.0	75.0	85.4	71.5	90.6	61.0	81.3	55.2	81.8	46.2
104.3	79.3	77.4	73.2	80.0	72.0	89.2	65.2	80.9	57.2	79.5	49.2
100.0	80.8	79.2	72.0	83.0	72.2	89.0	65.2	81.8	55.6	81.3	53.6
101.5	81.2	83.0	74.8	87.0	74.3	89.0	69.0	79.0	45.0	84.0	51.3
98.2	79.4	85.0	74.2	87.0	70.8	90.4	65.3	79.6	44.2	81.7	50.5
95.0	77.3	83.0	74.5	88.5	66.0	91.3	63.3	81.2	43.6	77.4	43.2
99.7	78.3	81.8	72.6	89.6	70.0	91.8	61.2	82.0	44.2	78.0	38.3
92.2	75.2	83.5	72.0	90.0	67.8	91.2	58.2	82.2	44.2	75.4	39.0
87.2	76.2	86.0	72.6	90.2	67.2	92.0	58.1	83.5	46.4	77.2	39.2
89.3	73.8	87.0	72.0	89.8	66.4	92.2	60.2	82.5	47.2	80.5	40.5
92.5	76.0	85.5	71.2	85.0	74.1	92.4	73.0	82.3	45.3	79.5	42.2
91.8	76.1	90.0	73.8	84.4	74.3	92.8	68.2	83.5	46.4	79.2	41.2
84.0	74.0	88.6	74.2	86.0	72.3	92.0	61.2	83.8	47.0	77.3	41.0
89.4	75.3	90.0	74.8	87.8	71.8	92.0	59.2	85.2	48.0	80.0	41.2
86.0	74.2	86.8	72.2	88.5	72.2	90.6	61.0	82.0	?	80.4	42.2
79.6	72.5	86.5	73.8	90.5	71.2	90.6	65.0	81.0	46.2	77.8	42.0
85.2	74.5	83.0	75.6	90.3	70.2	90.2	63.4	81.2	45.0	77.0	41.2
86.3	71.3	82.8	74.0	89.0	71.5	91.2	64.3	81.3	44.8	79.0	41.2
87.0	76.2	82.2	72.5	88.0	71.0	90.8	61.0	82.2	49.0	73.0	45.5
91.6	77.0	84.2	73.2	87.5	69.2	90.6	57.2	82.7	48.8	69.0	39.1
79.0	77.0	85.6	72.2	89.5	71.8	88.6	57.0	83.2	47.4	65.0	33.8
89.5	76.0	87.5	71.0	89.0	69.8	89.5	57.0	80.3	45.3	66.6	36.2
90.4	75.5	89.5	71.1	89.8	70.5	86.2	56.2	80.4	46.0	71.5	36.2
89.2	72.4	91.2	73.2	90.5	74.6	85.2	52.3	81.2	47.2	74.0	36.4
86.3	72.2	90.4	75.6			85.2	52.3			79.0	38.5



## Statement showing the rainfall recorded during the year 1898

Date.	JANUARY.		FEBRUARY.		MARCH.		APRIL.		MAY.		JUNE.	
	Inches.	Cents.	Inches.	Cents.	Inches.	Cents.	Inches.	Cents.	Inches.	Cents.	Inches.	Cents.
1	...	...	...	...	...	...	...	...	...	...	...	...
2	...	...	...	...	...	...	...	...	...	...	...	...
3	...	...	...	...	...	...	...	...	...	...	...	...
4	...	...	...	...	...	...	...	...	...	...	...	...
5	...	...	...	...	...	...	...	...	...	...	...	...
6	...	...	...	...	...	...	...	...	...	...	...	...
7	...	...	...	...	...	...	...	...	...	...	...	...
8	...	...	...	...	...	...	...	...	...	...	...	...
9	...	...	...	...	...	...	...	...	...	...	...	...
10	...	...	...	...	...	...	...	...	...	...	...	...
11	...	...	...	...	...	...	...	...	...	...	...	4
12	...	...	...	...	...	...	...	...	...	...	...	...
13	...	...	...	...	...	...	...	...	...	...	...	...
14	...	...	...	...	...	...	...	...	...	...	...	91
15	...	...	...	...	...	...	...	...	11	...	...	14
16	...	...	...	...	...	...	...	...	...	...	...	20
17	...	...	...	...	...	...	...	...	...	...	...	4
18	...	...	...	...	...	...	...	...	...	...	...	...
19	...	...	...	...	...	...	...	...	...	...	...	...
20	...	...	...	...	...	...	...	...	27	...	...	...
21	...	...	...	...	...	...	...	...	...	...	...	...
22	...	...	...	...	...	...	...	...	...	...	...	...
23	...	...	...	...	...	...	...	...	...	...	...	...
24	...	...	...	...	...	...	...	...	...	...	...	...
25	...	...	...	...	...	...	...	...	...	...	...	...
26	...	...	...	...	...	...	...	...	...	...	...	...
27	...	...	...	...	...	...	...	...	...	...	...	...
28	...	...	...	...	...	...	...	...	...	...	...	...
29	...	...	...	...	...	...	...	...	...	...	...	...
30	...	...	...	...	...	...	...	...	...	...	...	...
31	...	...	...	...	...	...	...	...	...	...	...	...
TOTAL	...	...	...	...	...	...	...	...	38	...	...	133

from 25th February to 31st December 1898.

JULY.		AUGUST.		SEPTEMBER.		OCTOBER.		NOVEMBER.		DECEMBER.		TOTAL.
Inches.	Cents.	Inches.	Cents.	Inches.	Cents.	Inches.	Cents.	Inches.	Cents.	Inches.	Cents.	
...	...	...	...	1	92	...	...	...	...	...	...	
...	...	...	...	...	59	...	...	...	...	...	...	
...	...	...	...	...	15	...	...	...	...	...	...	
...	...	...	...	...	...	...	...	...	...	...	...	
1	10	...	6	...	...	...	...	...	...	...	...	
...	56	...	...	...	...	...	...	...	...	...	...	
...	87	...	...	...	...	...	...	...	...	...	...	34
...	1	...	...	...	...	...	...	...	...	...	...	35
...	2	...	...	...	1	...	...	...	...	...	...	2
...	...	...	...	...	2	...	...	...	...	...	...	
...	...	...	...	...	1	...	...	...	...	...	...	
...	11	...	...	1	99	...	...	...	...	...	...	
...	1	...	...	...	87	...	...	...	...	...	...	
...	...	...	...	...	21	...	...	...	...	...	...	
...	5	...	...	...	46	...	...	...	...	...	...	
...	...	...	...	...	21	...	...	...	...	...	...	
...	1	...	...	...	...	...	...	...	...	...	...	
...	...	...	...	...	...	...	...	...	...	...	...	
...	8	...	91	...	...	...	...	...	...	...	...	
...	58	...	12	...	...	...	...	...	...	...	...	
...	...	...	8	...	...	...	...	...	...	...	...	
...	...	...	3	...	...	...	...	...	...	...	...	
...	...	1	35	...	...	...	...	...	...	...	...	
...	86	...	1	...	...	...	...	...	...	...	...	
...	4	...	...	...	...	...	...	...	...	...	...	
...	6	...	9	...	...	...	...	...	...	...	...	
...	11	...	12	...	...	...	...	...	...	...	...	
...	75	...	5	...	...	...	...	...	...	...	...	
...	2	...	...	...	45	...	...	...	...	...	...	
...	12	...	...	...	...	...	...	...	...	...	...	
...	...	...	5	...	...	...	...	...	...	...	...	
1	436	1	187	2	489	...	...	...	...	...	...	71



*Statement showing the rainfall*

DATE.	JANUARY.		FEBRUARY.		MARCH.		APRIL.		MAY.		JUNE.	
	Inches.	Cents.	Inches.	Cents.	Inches.	Cents.	Inches.	Cents.	Inches.	Cents.	Inches.	Cents.
1	...	...	...	...	...	...	...	...	...	...	...	...
2	...	...	...	...	...	...	...	...	...	...	...	...
3	...	...	...	...	...	...	...	...	...	27	...	...
4	...	...	...	...	...	...	...	...	...	5	...	...
5	...	...	...	...	...	...	...	...	...	...	...	...
6	...	...	...	...	...	...	...	...	...	...	...	...
7	...	...	...	...	...	...	...	...	...	...	...	...
8	...	...	...	...	...	...	...	...	...	...	...	...
9	...	...	...	...	...	...	...	...	...	...	...	...
10	...	...	...	...	...	...	...	...	...	...	...	...
11	...	...	...	...	...	...	...	...	...	...	...	...
12	...	...	...	...	...	...	...	...	...	...	...	...
13	...	...	...	...	...	...	...	...	...	...	...	...
14	...	...	...	...	...	...	...	...	...	...	...	64
15	...	...	...	...	...	...	...	...	...	...	...	...
16	...	...	...	...	...	...	...	...	...	...	1	4
17	...	...	...	...	...	...	...	...	...	...	...	...
18	...	...	...	...	...	...	...	...	...	...	...	...
19	...	...	...	...	...	...	...	...	...	4	...	65
20	...	...	...	...	...	...	...	...	1	9	...	21
21	...	...	...	...	...	...	...	...	...	78	...	22
22	...	...	...	...	...	...	...	...	...	...	...	7
23	...	...	...	...	...	...	...	...	...	...	...	87
24	...	...	...	...	...	...	...	...	...	...	2	2
25	...	...	...	...	...	...	...	...	...	...	...	...
26	...	...	...	...	...	...	...	...	...	...	...	...
27	...	...	...	...	...	...	...	...	...	...	...	...
28	...	...	...	...	...	...	...	11	...	...	...	...
29	...	...	...	...	...	...	...	...	...	...	...	...
30	...	...	...	...	...	...	...	...	...	...	...	...
31	...	...	...	...	...	...	...	...	...	...	...	...
TOTAL	...	...	...	...	...	...	...	11	1	123	3	276

Total rainfall during the





## Statement showing the rainfall

Date.	JANUARY.		FEBRUARY.		MARCH.		APRIL.		MAY.		JUNE.	
	Inches.	Cents.	Inches.	Cents.	Inches.	Cents.	Inches.	Cents.	Inches.	Cents.	Inches.	Cents.
1	...	...	...	...	...	...	...	...	...	...	...	...
2	...	...	...	...	...	...	...	...	...	...	...	...
3	...	...	...	...	...	...	...	...	...	...	...	...
4	...	...	...	...	...	...	...	...	...	...	...	...
5	...	...	...	...	...	...	...	...	...	...	...	2
6	...	...	...	...	...	...	...	...	...	...	...	...
7	...	...	...	...	...	...	...	...	...	...	...	4
8	...	...	...	...	...	...	...	...	...	...	...	...
9	...	...	...	...	...	...	...	4	...	...	...	...
10	...	...	...	...	...	...	...	...	...	...	...	...
11	...	...	...	...	...	...	...	3	...	...	...	...
12	...	...	...	...	...	...	...	...	...	...	...	...
13	...	...	...	...	...	...	...	...	...	...	...	...
14	...	...	...	...	...	...	...	...	...	...	...	...
15	...	...	...	...	...	...	...	...	...	89	...	...
16	...	...	...	...	...	...	...	...	...	38	...	...
17	...	...	...	...	...	...	...	...	...	51	...	...
18	...	...	...	...	...	...	...	1	...	...	...	...
19	...	...	...	...	...	...	...	...	...	...	...	...
20	...	...	...	...	...	...	...	...	...	...	...	...
21	...	...	...	...	...	...	...	...	...	...	...	...
22	...	...	...	...	...	...	...	...	...	...	...	...
23	...	...	...	...	...	...	...	...	...	...	...	...
24	...	...	...	...	...	...	...	...	...	...	...	...
25	...	...	...	...	...	...	...	...	...	...	...	...
26	...	...	...	...	...	...	...	...	...	...	...	...
27	...	...	...	...	...	...	...	...	...	...	...	...
28	...	...	...	...	...	...	...	...	...	...	...	...
29	...	...	...	...	...	...	...	...	...	...	...	...
30	...	...	...	...	...	...	...	...	...	...	...	...
31	...	...	...	...	...	...	...	...	...	...	...	...
TOTAL	...	...	...	...	...	...	...	8	...	178	...	6

Total rainfall during

recorded during the year 1900.

JULY.		AUGUST.		SEPTEMBER.		OCTOBER.		NOVEMBER.		DECEMBER.	
Inches.	Cents.	Inches.	Cents.	Inches.	Cents.	Inches.	Cents.	Inches.	Cents.	Inches.	Cents.
...	...	...	21	1	32	...	...	...	...	...	...
...	...	...	7	4	17	...	...	...	...	...	...
...	...	...	31	...	32	...	...	...	...	...	...
...	...	...	28	...	23	...	...	...	...	...	...
...	...	...	61	...	85	...	...	...	...	...	...
...	...	...	47	...	4	...	...	...	...	...	...
...	...	1	43	...	62	...	...	...	...	...	3
...	...	3	40	...	1	...	...	...	...	...	...
...	11	1	90	...	4	...	...	...	...	...	...
...	...	...	3	...	1	...	...	...	...	...	...
...	84	...	...	1	17	...	...	...	...	...	...
...	94	...	15	...	6	...	...	...	...	...	...
...	4	...	81	...	...	...	...	...	...	...	2
1	77	...	25	...	6	...	...	...	...	...	...
...	...	3	82	...	...	...	...	...	...	...	...
...	2	...	44	...	...	...	...	...	...	...	...
...	...	...	...	...	...	...	...	...	9	...	...
...	...	...	...	...	63	...	...	...	...	...	...
...	...	...	...	...	21	...	...	...	...	...	...
...	...	...	5	1	13	...	...	...	...	...	...
...	...	...	41	...	...	...	...	...	...	...	...
...	...	2	99	...	47	...	...	...	...	...	...
...	...	...	2	...	...	...	...	...	...	...	...
...	2	...	...	...	...	...	...	...	...	...	...
...	12	...	1	...	24	...	...	...	...	...	...
...	68	...	1	...	2	...	...	...	...	...	...
...	5	...	...	...	...	...	...	...	...	...	...
...	98	...	1	...	...	...	...	...	...	...	...
...	12	...	6	...	...	...	...	...	...	...	...
...	...	...	12	...	...	...	...	...	...	...	...
...	30	...	55	...	...	...	...	...	...	...	4
5	99	18	41	11	60	...	...	...	9	...	9

the year x 83 to inches.



*Statement showing the daily rainfall*

Date.	JANUARY.		FEBRUARY.		MARCH.		APRIL.		MAY.		JUNE.	
	Inches.	Cents.	Inches.	Cents.	Inches.	Cents.	Inches.	Cents.	Inches.	Cents.	Inches.	Cents.
1	...	...	...	...	...	...	...	9	...	...	...	...
2	...	...	...	...	...	...	...	...	...	...	...	...
3	...	...	...	...	...	...	...	...	...	...	...	...
4	...	...	...	2	...	6	...	...	...	11	...	...
5	...	...	...	...	...	...	...	...	...	14	...	...
6	...	...	...	...	...	...	...	...	...	...	...	...
7	...	...	...	...	...	...	...	...	...	...	...	19
8	...	13	...	...	...	...	...	...	...	...	...	...
9	...	...	...	...	...	...	...	...	...	...	...	...
10	...	...	...	...	...	...	...	...	...	...	...	...
11	...	...	...	...	...	...	...	...	...	...	...	...
12	...	...	...	...	...	...	...	...	...	46	...	...
13	...	...	...	...	...	...	...	...	...	...	...	...
14	...	2	...	...	...	...	...	...	...	...	...	...
15	...	...	...	...	...	...	...	...	...	...	...	...
16	...	...	...	...	...	...	...	...	...	...	...	...
17	...	...	...	...	...	...	...	...	...	...	...	...
18	...	...	...	...	...	...	...	...	...	...	...	...
19	...	...	...	...	...	...	...	...	...	...	...	...
20	...	...	...	...	...	...	...	...	...	...	...	...
21	...	...	...	...	...	...	...	...	...	...	...	...
22	...	...	...	...	...	...	...	...	...	...	...	...
23	...	...	...	...	...	...	...	...	...	...	...	...
24	...	...	...	...	...	...	...	...	...	11	...	...
25	...	...	...	...	...	...	...	...	...	...	...	...
26	...	...	...	...	...	...	...	...	...	...	...	37
27	...	...	...	...	...	...	...	...	...	...	...	51
28	...	...	...	...	...	...	...	...	...	...	...	1
29	...	...	...	...	...	...	...	...	...	...	...	...
30	...	...	...	...	...	...	...	...	...	...	...	...
31	...	...	...	...	...	...	...	...	...	...	...	...
TOTAL	...	15	...	2	...	6	...	9	...	82	...	8

recorded during the year 1901.

JULY.		AUGUST.		SEPTEMBER.		OCTOBER.		NOVEMBER.		DECEMBER.		TOTAL.
Inches.	Cents.	Inches.	Cents.	Inches.	Cents.	Inches.	Cents.	Inches.	Cents.	Inches.	Cents.	
...	...	...	2	...	...	...	...	...	...	...	...	18'11 inches.
...	...	...	7	...	...	...	...	...	...	...	...	
...	...	...	20	...	...	...	...	...	...	...	...	
...	...	...	93	...	...	...	...	...	...	...	...	
...	...	2	8	...	...	...	...	...	...	...	...	
...	...	...	75	...	...	...	...	...	...	...	...	
...	...	...	11	...	...	...	...	...	...	...	...	
...	92	...	5	...	...	...	...	...	...	...	...	
...	...	...	1	...	22	...	...	...	...	...	...	
...	...	...	...	...	...	...	...	...	...	...	...	
...	...	...	...	...	...	...	...	...	...	...	...	
...	...	...	5	...	...	...	...	...	...	...	...	
...	...	...	35	...	6	...	...	...	...	...	...	
...	...	...	8	1	84	...	...	...	...	...	...	
...	...	...	96	...	56	...	...	...	...	...	...	
...	...	...	2	...	...	...	...	...	...	...	...	
...	...	...	6	...	...	...	2	...	...	...	...	
...	63	...	50	...	...	...	...	...	...	...	...	
...	36	1	10	...	...	...	1	...	...	...	...	
...	1	...	14	...	...	...	...	...	...	...	...	
...	...	...	3	...	...	...	...	...	...	...	...	
...	...	...	3	...	...	...	...	...	...	...	...	
...	...	...	3	...	...	...	...	...	...	...	...	
...	...	...	...	...	...	...	...	...	...	...	...	
...	48	...	...	...	...	...	...	...	...	...	...	
...	45	...	...	...	...	...	...	...	...	...	...	
...	42	...	...	...	...	...	...	...	...	...	...	
...	...	...	...	...	...	...	...	...	...	...	...	
1	92	...	...	...	...	...	...	...	...	...	...	
...	6	...	22	...	...	...	...	...	...	...	...	
...	11	...	3	...	...	...	...	...	...	...	...	
5	36	7	82	2	68	...	3	...	...	...	...	



*Statement showing the rainfall*

Date.	JANUARY.		FEBRUARY.		MARCH.		APRIL.		MAY.		JUNE.	
	Inches.	Cents.	Inches.	Cents.	Inches.	Cents.	Inches.	Cents.	Inches.	Cents.	Inches.	Cents.
1	...	...	...	...	...	...	...	...	...	...	...	...
2	...	...	...	...	...	...	...	...	...	...	...	...
3	...	...	...	...	...	...	...	...	...	8	...	...
4	...	...	...	...	...	...	...	11	...	...	...	...
5	...	...	...	...	...	...	...	1	...	...	...	...
6	...	...	...	...	...	...	...	...	...	...	...	...
7	...	4	...	...	...	...	...	...	...	...	...	...
8	...	...	...	...	...	...	...	...	...	43	...	...
9	...	...	...	...	...	...	...	...	...	...	...	...
10	...	...	...	...	...	...	...	...	...	...	...	...
11	...	...	...	...	...	...	...	...	...	...	...	...
12	...	...	...	...	...	...	...	...	...	...	...	...
13	...	...	...	...	...	...	...	...	...	10	...	...
14	...	...	...	...	...	...	...	...	...	...	...	...
15	...	...	...	...	...	...	...	...	...	...	...	...
16	...	...	...	...	...	...	...	...	...	...	...	...
17	...	...	...	...	...	...	...	...	...	...	...	...
18	...	...	...	...	...	...	...	...	...	...	...	...
19	...	...	...	...	...	...	...	...	...	...	...	...
20	...	...	...	...	...	...	...	...	...	...	...	2
21	...	...	...	...	...	...	...	...	...	...	...	...
22	...	...	...	...	...	...	...	...	...	...	...	...
23	...	...	...	...	...	...	...	...	...	...	...	...
24	...	...	...	...	...	...	...	...	...	...	...	2
25	...	...	...	...	...	...	...	...	...	...	...	...
26	...	...	...	...	...	...	...	...	...	...	...	...
27	...	...	...	...	...	...	...	...	...	...	...	55
28	...	...	...	...	...	...	...	...	...	...	...	...
29	...	...	...	...	...	...	...	...	...	...	...	...
30	...	...	...	...	...	...	...	...	...	...	...	8
31	...	...	...	...	...	...	...	...	...	...	...	...
TOTAL	...	4	...	...	...	...	...	12	...	63	...	67

recorded during the year 1902.

JULY.		AUGUST.		SEPTEMBER.		OCTOBER.		NOVEMBER.		DECEMBER.		TOTAL.
Inches.	Cents.	Inches.	Cents.	Inches.	Cents.	Inches.	Cents.	Inches.	Cents.	Inches.	Cents.	
...	...	...	...	...	13	...	...	...	...	...	...	Total rainfall—21.65 inches.
...	...	...	...	...	3	...	...	...	...	...	...	
...	...	...	...	2	93	...	...	...	...	...	...	
...	...	...	...	...	84	...	...	...	...	...	...	
...	29	...	...	...	3	...	...	...	...	...	...	
...	25	...	...	...	...	...	...	...	...	...	...	
...	9	...	...	...	2	...	...	...	...	...	...	
...	...	...	...	...	...	...	...	...	...	...	...	
...	22	...	...	...	...	...	...	...	...	...	...	
...	...	...	...	...	...	...	...	...	...	...	...	
...	...	...	...	...	3	...	...	...	...	...	...	
...	...	...	...	1	3	...	...	...	...	...	...	
...	...	...	...	1	79	...	70	...	...	...	19	
...	8	...	...	1	29	...	...	...	...	...	...	
...	70	...	...	...	29	...	2	...	...	...	...	
...	35	...	...	...	15	...	...	...	...	...	...	
...	41	...	6	...	...	...	...	...	...	...	...	
...	61	...	...	...	79	...	...	...	...	...	...	
...	...	...	...	1	55	...	...	...	...	...	...	
...	...	...	13	...	3	...	...	...	...	...	...	
...	...	...	15	1	21	...	...	...	...	...	...	
...	...	1	35	...	...	...	...	...	...	...	...	
...	1	...	11	...	4	...	...	...	...	...	...	
...	...	...	...	...	...	...	...	...	...	...	...	
...	...	...	2	...	...	...	...	...	...	...	...	
...	...	...	49	...	...	...	...	...	...	...	...	
...	...	1	2	...	...	...	...	...	...	...	...	
...	...	...	66	...	...	...	...	...	...	...	...	
...	...	...	4	...	...	...	...	...	...	...	...	
...	...	...	6	...	...	...	...	...	...	...	...	
...	...	...	...	...	...	...	...	...	...	...	...	
3	1	4	9	12	18	...	72	...	...	...	19	



## Statement showing the daily rainfall

Date.	JANUARY.		FEBRUARY.		MARCH.		APRIL.		MAY.		JUNE.	
	Inches.	Cents.	Inches.	Cents.	Inches.	Cents.	Inches.	Cents.	Inches.	Cents.	Inches.	Cents.
1	...	...	...	...	...	...	...	...	...	...	...	...
2	...	...	...	...	...	...	...	...	...	...	...	4
3	...	...	...	...	...	...	...	...	...	...	...	...
4	...	...	...	...	...	...	...	...	...	...	...	...
5	...	...	...	...	...	...	...	...	...	...	...	...
6	...	...	...	...	...	...	...	...	...	...	...	...
7	...	...	...	...	...	...	...	...	...	...	...	...
8	...	...	...	...	...	...	...	...	...	...	...	...
9	...	...	...	...	...	...	...	...	...	...	...	...
10	...	...	...	...	...	...	...	...	...	15	...	...
11	...	...	...	...	...	...	...	...	...	...	...	...
12	...	...	...	...	...	...	...	...	...	...	...	...
13	...	...	...	...	...	...	...	...	...	3	...	2
14	...	...	...	...	...	...	...	...	...	...	...	7
15	...	...	...	...	...	...	...	...	...	...	...	7
16	...	...	...	...	...	...	...	...	...	...	...	...
17	...	...	...	22	...	...	...	...	...	...	...	...
18	...	...	...	...	...	...	...	...	...	...	...	...
19	...	...	...	...	...	...	...	...	...	...	...	...
20	...	...	...	...	...	...	...	...	...	...	...	...
21	...	...	...	...	...	...	...	...	...	...	...	...
22	...	...	...	...	...	...	...	...	...	...	...	...
23	...	...	...	...	...	...	...	...	...	...	...	...
24	...	...	...	...	...	...	...	...	...	4	...	...
25	...	...	...	...	...	...	...	...	...	...	...	8
26	...	...	...	...	...	...	...	...	...	66	...	5
27	...	...	...	...	...	...	...	...	...	14	...	...
28	...	...	...	...	...	1	...	...	...	9	...	...
29	...	...	...	...	...	...	...	...	...	...	...	...
30	...	...	...	...	...	...	...	...	...	...	...	...
31	...	...	...	...	...	...	...	...	...	...	...	...
TOTAL	0	0	0	22	0	1	0	0	1	11	0	33

recorded during the year 1903.

JULY.		AUGUST.		SEPTEMBER.		OCTOBER.		NOVEMBER.		DECEMBER.		TOTAL.
Inches.	Cents.	Inches.	Cents.	Inches.	Cents.	Inches.	Cents.	Inches.	Cents.	Inches.	Cents.	
...	14	1	94	...	...	...	...	...	...	...	...	Total rainfall = 26.62 inches.
...	...	...	7	...	...	...	...	...	...	...	...	
...	...	...	2	...	...	...	...	...	...	...	...	
...	...	...	25	...	...	...	...	...	...	...	...	
...	...	...	33	...	...	...	...	...	...	...	...	
...	...	...	3	...	...	...	...	...	...	...	...	
...	16	...	...	...	20	...	...	...	...	...	...	
...	...	...	7	1	78	...	...	...	...	...	...	
...	...	...	92	0	21	...	...	...	...	...	...	
...	...	...	2	0	40	...	...	...	...	...	...	
...	...	...	1	0	23	...	...	...	...	...	...	
...	...	...	...	...	11	...	...	...	...	...	...	
...	...	...	...	...	...	...	...	...	...	...	...	
...	40	...	9	...	...	...	...	...	...	...	...	
...	87	...	6	...	3	...	...	...	...	...	...	
1	8	...	...	...	...	...	...	...	...	...	...	
...	...	...	...	...	...	...	...	...	...	...	...	
...	...	...	...	...	...	...	...	...	...	...	...	
...	...	...	...	...	9	...	...	...	...	...	...	
...	1	...	19	...	15	...	...	...	...	...	...	
2	11	1	60	...	2	...	...	...	...	...	...	
...	58	...	86	...	...	...	...	...	...	...	...	
1	5	...	15	...	40	...	...	...	...	...	...	
...	65	...	...	1	5	...	...	...	...	...	...	
...	55	...	1	...	4	...	...	...	...	...	...	
...	72	...	3	...	...	...	...	...	...	...	...	
...	...	...	9	...	...	...	...	...	...	...	...	
...	68	...	...	...	...	...	...	...	...	...	...	
...	38	...	2	...	4	...	...	...	...	...	...	
...	20	1	60	...	59	...	...	...	...	...	...	
1	67	...	...	...	...	...	...	...	...	...	...	
11	25	8	36	5	34	Nil.		Nil		Nil.		



*Daily readings of dry, wet & minimum wet*

Date.	JANUARY.			FEBRUARY.			MARCH.			APRIL.			MAY.			JUNE.		
	Dry bulb.	Wet bulb.	Minimum Wet.	Dry bulb.	Wet bulb.	Minimum Wet.	Dry bulb.	Wet bulb.	Minimum Wet.	Dry bulb.	Wet bulb.	Minimum Wet.	Dry bulb.	Wet bulb.	Minimum Wet.	Dry bulb.	Wet bulb.	Minimum Wet.
1	...	...	...	...	...	...	75°0	64°0	58°2	80°3	64°4	59°5	93°7	71°4	66°4	87°3	72°0	67°1
2	...	...	...	...	...	...	57°3	48°0	45°0	81°2	65°0	57°8	91°0	71°1	64°8	90°6	70°5	66°2
3	...	...	...	...	...	...	50°0	37°2	32°8	82°5	63°8	55°8	92°2	73°9	64°7	90°7	74°5	72°1
4	...	...	...	...	...	...	51°6	41°5	33°3	79°3	64°6	55°0	91°6	75°3	63°5	90°7	77°5	74°7
5	...	...	...	...	...	...	56°5	45°3	36°5	79°8	63°5	53°4	93°5	74°0	62°3	90°6	75°1	71°9
6	...	...	...	...	...	...	57°5	49°3	38°7	84°4	65°0	57°3	95°4	78°7	65°1	87°2	74°8	71°8
7	...	...	...	...	...	...	62°1	50°5	41°4	83°3	65°7	57°7	93°8	80°0	69°3	87°5	76°3	74°1
8	...	...	...	...	...	...	62°4	52°8	44°4	80°6	63°0	57°4	87°1	64°3	62°0	87°2	77°0	76°3
9	...	...	...	...	...	...	74°2	56°3	53°5	77°8	58°0	50°5	80°2	71°4	67°8	88°2	75°0	70°6
10	...	...	...	...	...	...	71°0	55°2	48°8	84°8	60°2	51°6	82°2	71°0	68°4	85°8	75°3	72°1
11	...	...	...	...	...	...	68°5	54°0	50°4	87°3	65°4	53°4	81°7	72°1	67°2	86°2	75°5	72°0
12	...	...	...	...	...	...	65°6	54°9	48°4	87°0	66°5	58°4	79°4	71°6	68°3	84°6	76°7	73°0
13	...	...	...	...	...	...	68°0	56°5	50°0	87°2	67°5	61°0	78°6	70°0	58°9	82°6	76°2	75°3
14	...	...	...	...	...	...	72°4	58°7	53°4	90°1	68°5	66°3	80°8	68°7	48°4	83°4	77°0	74°3
15	...	...	...	...	...	...	78°2	61°4	57°0	92°0	67°0	65°0	80°7	71°2	66°2	83°2	78°2	67°0
16	...	...	...	...	...	...	69°9	58°4	53°5	88°0	65°8	?	85°3	70°7	64°2	83°3	76°6	75°0
17	...	...	...	...	...	...	72°8	60°4	51°4	90°0	67°7	?	83°4	72°5	66°2	83°0	76°6	74°0
18	...	...	...	...	...	...	76°9	60°9	57°3	86°9	66°0	?	82°7	73°0	67°4	83°9	78°3	74°3
19	...	...	...	...	...	...	71°0	57°4	52°4	89°0	65°7	56°3	82°0	71°0	64°6	80°3	75°1	71°9
20	...	...	...	...	...	...	70°7	59°4	51°5	86°4	67°0	54°2	86°0	73°3	62°9	81°8	73°7	72°6
21	...	...	...	...	...	...	68°4	52°0	46°9	90°2	72°7	61°3	90°2	74°7	65°3	81°0	72°8	70°6
22	...	...	...	...	...	...	68°8	55°7	45°8	91°5	75°0	63°0	92°4	76°7	66°2	87°0	70°7	69°0
23	...	...	...	...	...	...	68°1	56°2	48°2	89°8	67°4	62°5	95°3	79°3	69°2	79°2	72°4	65°6
24	...	...	...	...	...	...	71°6	60°0	53°3	92°4	70°7	64°7	97°0	72°6	67°0	78°9	71°9	52°3
25	...	...	...	61°2	51°5	47°9	81°5	59°8	55°2	93°2	72°0	62°3	95°3	72°4	66°6	79°8	72°9	71°9
26	...	...	...	60°0	51°0	?	76°8	58°8	52°6	94°4	71°5	64°5	92°5	73°4	65°2	81°1	73°9	71°3
27	...	...	...	61°2	54°0	46°2	75°4	61°0	52°0	92°0	72°4	64°0	92°0	73°3	65°5	84°0	76°1	74°2
28	...	...	...	66°0	56°9	50°4	80°6	60°9	57°4	92°7	76°6	64°4	94°5	77°4	70°3	83°1	74°9	74°3
29	...	...	...	...	...	...	79°0	63°5	55°9	92°8	78°8	63°8	93°6	76°3	66°0	80°9	74°0	72°7
30	...	...	...	...	...	...	84°3	63°3	61°9	33°8	69°7	64°5	96°0	80°1	73°2	81°8	74°7	73°2
31	...	...	...	...	...	...	83°5	64°8	63°2	...	...	...	91°7	67°0	63°3	...	...	...

*thermometers recorded at 8 A. M. for the year 1898.*

JULY.			AUGUST.			SEPTEMBER.			OCTOBER.			NOVEMBER.			DECEMBER.		
Dry bulb.	Wet bulb.	Minimum Wet.	Dry bulb.	Wet bulb.	Minimum Wet.	Dry bulb.	Wet bulb.	Minimum Wet.	Dry bulb.	Wet bulb.	Minimum Wet.	Dry bulb.	Wet bulb.	Minimum Wet.	Dry bulb.	Wet bulb.	Minimum Wet.
81.0	73.6	71.3	76.5	72.0	71.1	72.6	71.5	70.9	79.0	66.4	62.1	67.4	59.8	55.1	61.2	53.1	46.5
82.5	73.9	71.8	76.5	71.6	70.8	73.3	73.0	71.4	79.0	65.1	61.1	78.5	64.4	58.0	62.3	51.7	47.8
83.5	75.8	74.2	78.0	72.1	71.1	75.6	73.4	71.1	79.8	69.7	64.9	66.9	53.2	46.9	61.3	51.3	47.1
84.4	76.2	74.7	77.1	72.9	71.0	78.4	73.1	70.7	78.7	70.4	62.4	70.1	54.4	48.0	63.4	50.2	48.9
78.6	74.9	70.9	76.6	71.9	69.8	76.9	71.9	69.4	79.9	68.9	63.5	71.6	59.5	54.2	59.3	50.2	48.6
78.7	76.1	74.2	76.5	70.2	68.1	78.2	73.1	70.1	78.7	69.9	60.1	66.7	53.4	50.1	61.2	54.4	53.8
75.6	73.8	72.4	75.9	69.5	69.0	78.3	73.7	68.5	78.5	65.9	60.2	66.2	50.4	47.4	59.5	58.6	56.4
74.3	72.1	70.3	75.3	70.4	70.0	79.6	74.2	68.8	80.0	65.3	58.7	68.1	53.4	48.7	59.9	59.1	57.1
77.9	73.4	72.2	75.3	71.1	70.3	81.1	76.0	70.6	75.3	65.8	57.1	68.2	54.0	51.9	62.6	61.7	60.9
78.5	75.0	74.2	74.8	71.0	69.3	77.9	75.1	72.4	72.9	62.8	52.8	60.6	59.6	55.4	63.3	61.6	60.8
79.6	73.0	70.6	77.9	72.2	69.4	82.0	76.1	70.8	72.9	61.4	53.5	69.6	61.4	55.1	64.8	62.9	58.1
74.7	72.6	70.9	75.7	70.3	69.1	77.1	75.0	70.1	75.8	63.9	56.1	70.5	61.1	56.4	62.6	53.7	50.9
78.6	73.1	71.9	76.4	70.0	68.7	76.4	72.5	68.3	74.1	63.1	54.6	65.6	55.9	52.1	60.4	48.9	45.4
79.7	74.5	73.0	76.0	70.2	69.0	76.5	73.1	69.5	72.2	62.3	54.2	67.5	58.2	52.3	54.2	47.5	41.5
79.0	73.1	71.6	76.8	70.3	68.2	77.2	74.3	71.1	78.6	53.5	55.1	74.8	65.5	58.0	55.2	47.1	38.5
78.0	70.4	68.4	78.5	70.0	67.2	78.9	74.1	69.8	79.2	64.3	56.4	69.9	60.2	55.4	50.1	43.6	38.4
73.2	72.4	70.3	80.3	70.7	69.1	77.9	73.3	69.1	76.4	64.2	57.1	66.1	56.2	51.9	51.2	45.8	40.8
78.0	72.1	70.8	82.1	73.0	70.8	77.6	72.7	68.4	75.2	67.1	60.7	67.8	58.2	53.4	54.8	48.7	42.1
77.5	73.1	71.7	77.2	72.4	70.9	76.9	71.4	67.3	78.2	65.3	57.3	70.5	55.1	53.1	57.2	50.5	46.0
77.2	72.7	70.9	76.4	72.3	69.9	75.5	70.1	63.8	78.7	60.2	54.1	63.3	53.2	45.9	58.3	53.6	49.2
77.5	73.4	72.1	75.0	71.4	70.3	75.7	70.6	63.3	74.8	62.6	54.4	60.1	50.5	45	59.4	52.9	48.6
77.2	73.4	72.3	77.1	73.1	70.1	76.1	70.5	64.3	75.2	62.1	54.1	63.2	53.4	47.1	57.3	48.9	45.1
79.3	75.2	74.3	76.4	71.4	70.6	74.6	68.9	63.9	74.1	63.1	53.9	68.8	57.5	51.2	55.5	48.3	44.5
78.4	76.1	73.2	76.2	71.7	70.7	79.9	67.8	64.4	71.4	61.1	55.1	65.4	55.5	49.1	53.3	47.4	43.4
82.3	76.8	74.2	75.0	71.1	70.6	80.3	69.4	63.9	76.3	61.0	55.7	68.8	59.9	55.1	58.9	53.5	50.2
85.2	78.8	72.2	74.0	72.7	69.9	80.2	69.2	63.2	69.4	58.1	50.3	66.4	55.6	52.2	58.2	50.2	48.1
78.4	76.9	74.8	73.3	71.5	70.7	80.0	71.4	64.3	68.9	56.0	50.2	63.5	54.0	49.9	55.1	45.3	42.7
78.7	76.1	72.8	73.4	69.7	68.2	77.9	71.4	64.1	65.2	54.5	49.4	62.6	56.4	48.5	52.3	47.4	42.4
79.9	77.1	74.2	77.3	71.1	69.0	77.1	72.6	69.0	70.8	56.9	50.2	61.2	51.7	47.2	52.9	47.2	43.0
78.4	74.8	73.1	76.9	71.6	68.9	77.6	63.4	62.9	68.9	57.0	49.9	58.4	49.3	46.0	62.7	55.7	52.1
76.9	73.4	72.3	78.1	73.2	71.6	...	...	...	70.2	58.1	52.2	...	...	...	54.2	50	46.8



*Daily readings of dry, wet and minimum wet*

Date.	JANUARY.			FEBRUARY.			MARCH.			APRIL.			MAY.			JUNE.		
	Dry.	Wet.	Minimum Wet.	Dry.	Wet.	Minimum Wet.	Dry.	Wet.	Minimum Wet.	Dry.	Wet.	Minimum Wet.	Dry.	Wet.	Minimum Wet.	Dry.	Wet.	Minimum Wet.
1	51.6	46.5	40.3	57.8	47.1	42.2	63.3	48.6	45.1	78.6	67.7	54.0	86.4	64.5	60.4	87.5	68.3	64.8
2	47	41.5	37.4	58.1	49.2	43.3	66.4	47.9	46.2	81.6	60.4	54.3	86.1	64.0	59.8	89.9	66.9	65.1
3	44.7	38.8	35.3	51.1	48.2	52.2	62.8	48.9	45.0	78.1	58.0	51.4	81.4	66.9	63.3	83.3	70.5	67.0
4	48.7	43.1	39.1	56.8	47.5	45.5	64.8	52.9	45.8	84.7	63.3	56.2	80.0	66.6	61.1	84.1	66.1	65.2
5	48.4	42.8	38.9	56.3	48.7	45.6	67.8	55.1	49.2	86.0	63.7	63.2	79.6	67.8	60.1	88.8	68.3	67.0
6	48.3	41.5	38.1	59.4	52.4	48.6	76.5	59.6	56.1	83.3	63.2	59.7	80.9	69.6	65.6	89.5	67.9	66.3
7	45.5	38.9	33.1	58.4	48.8	43.5	71.8	56.7	54.1	84.8	65.3	59.8	84.4	66.5	64.4	88.7	61.2	60.5
8	42.8	36.5	31.3	59.7	47.8	46.1	68.1	54.6	49.2	87.8	65.5	59.2	86.4	70.6	65.1	89.2	67.5	63.9
9	43.8	36.9	32.9	51.0	48.8	45.6	73.7	60.1	51.6	85.1	63.5	59.0	89.2	72.1	64.1	84.6	70.1	63.2
10	47.8	40.4	35.7	...	...	...	74.6	59.2	60.0	83.1	60.6	57.2	91.5	65.0	62.8	83.2	73.0	71.9
11	46.5	39.7	35.9	62.1	50.4	49.0	68.0	56.9	50.4	87.1	65.3	59.8	93.2	71.7	66.9	85.8	74.7	73.8
12	48.2	41.2	37.1	56.0	45.5	41.1	73.6	60.6	56.3	86.3	62.4	60.1	91.2	69.9	68.1	83.8	75.2	73.7
13	52.5	46.4	42.6	56.3	45.2	41.6	72.6	63.1	55.1	83.1	65.1	64.2	88.5	73.5	68.9	83.5	73.4	73.1
14	53.4	47.6	44.2	58.2	48.8	45.0	73.3	55.5	53.2	80.4	62.3	60.5	95.1	71.2	64.8	90.1	76.4	75.2
15	53.8	44.6	41.2	61.5	53.1	52.1	68.8	55.6	49.2	86.5	66.4	60.3	92.2	69.6	63.3	85.2	76.2	55.2
16	50.9	39.6	36.9	55.6	45.2	40.1	72.5	51.8	51.2	88.6	63.4	59.2	93.3	74.5	70.1	83.7	71.4	70.2
17	48.1	40.8	34.7	56.6	47.7	38.7	68.2	52.5	46.8	88.4	62.6	57.9	89.6	73.7	72.3	85.2	75.1	70.3
18	49.8	39.8	34.9	55.2	45.6	40.5	70.0	51.1	46.6	86.8	62.5	61.1	84.2	75.0	70.2	82.1	74.3	72.4
19	48.1	39.6	36.3	61.8	51.2	45.5	72.1	52.4	50.1	77.3	56.5	52.4	83.7	75.1	65.5	81.8	76.2	72.3
20	47.9	39.4	35.4	61.5	51.3	45.4	70.2	53.8	47.3	76.2	58.0	49.8	82.2	75.8	67.3	77.3	73.4	70.5
21	47.3	39.1	35.5	59.9	48.6	44.1	74.8	53.5	50.3	81.1	59.2	54.4	82.9	76.4	69.9	76.5	70.2	68.7
22	51.0	42.4	38.4	60.2	48.3	41.3	72.5	55.3	51.2	82.6	61.8	55.5	87.8	72.8	70.9	77.4	75.2	73.1
23	54.4	45.1	40.2	62.2	49.6	42.3	72.7	56.2	48.7	79.6	59.8	53.1	80.2	71.4	70.6	79.2	75.4	73.3
24	51.4	42.3	37.9	75.5	60.9	55.4	76.7	60.1	51.4	83.8	65.4	57.7	81.3	72.9	71.3	78.7	74.9	71.6
25	52.2	42.3	39.3	58.1	48.5	45.2	82.3	59.5	55.5	83.8	64.8	58.9	83.0	72.9	71.8	77.0	72.9	70.8
26	52.6	45.7	41.1	63.4	50.9	47.3	86.8	64.2	59.8	82.4	67.1	60.8	84.1	71.9	68.4	77.9	72.9	61.5
27	53.3	45.1	42.0	59.2	47.1	43.2	81.8	62.3	58.7	79.7	67.2	62.5	81.3	72.1	71.1	80.2	74.1	71.8
28	55.5	46.1	43.5	64.4	48.9	42.5	76.9	59.5	55.2	81.1	67.9	62.2	82.9	73.4	72.1	78.7	73.6	71.5
29	57.8	46.6	45.6	...	...	...	75.3	59.1	51.3	79.3	67.0	68.4	81.1	70.3	68.9	80.5	73.6	71.0
30	51.8	43.5	39.3	...	...	...	74.2	56.9	53.1	84.4	62.5	59.1	83.8	71.6	67.4	80.6	73.6	71.1
31	52.9	43.4	39.4	...	...	...	78.2	59.2	52.3	...	...	...	89.6	69.5	67.0	...	...	...



*thermometers recorded at 8 A.M. for the year 1899.*

JULY.			AUGUST.			SEPTEMBER.			OCTOBER.			NOVEMBER.			DECEMBER.		
Dry.	Wet.	Minimum Wet.	Dry.	Wet.	Minimum Wet.	Dry.	Wet.	Minimum Wet.	Dry.	Wet.	Minimum Wet.	Dry.	Wet.	Minimum Wet.	Dry.	Wet.	Minimum Wet.
79°0	72°7	71°0	79°6	72°5	70°0	76°8	69°1	67°6	82°4	66°1	60°2	74°0	56°1	50°0	61°7	50°9	44°1
79°5	72°2	71°2	80°2	72°1	69°9	78°1	70°4	67°9	85°5	66°8	63°8	73°5	60°2	51°1	60°8	47°8	45°3
78°8	70°6	69°9	78°7	70°3	69°5	78°6	70°5	68°6	88°4	65°2	62°9	71°5	53°8	51°2	61°0	48°4	43°9
78°3	72°8	70°5	78°9	70°1	68°9	77°3	69°4	66°6	86°2	63°2	51°5	73°0	56°5	...	59°2	46°8	44°0
78°2	72°8	71°3	77°4	69°2	68°8	78°0	70°1	68°3	86°3	63°2	60°4	72°6	51°1	50°0	60°7	48°0	44°9
79°1	72°1	71°1	75°1	69°4	68°9	78°3	72°3	69°7	81°6	61°7	60°2	68°9	56°7	47°9	63°0	49°8	45°2
78°2	72°6	71°1	77°5	70°1	69°2	82°3	71°5	69°0	81°0	61°3	55°8	72°2	54°8	51°3	62°3	50°9	47°0
78°7	71°9	70°4	79°1	70°6	69°7	84°6	70°8	69°1	84°9	63°2	61°9	65°6	51°2	46°8	59°6	49°2	45°9
72°9	69°3	65°4	81°1	71°2	69°6	84°8	72°0	69°2	86°4	67°3	62°8	67°9	51°4	46°1	64°0	50°8	46°9
77°5	71°5	41°6	83°0	72°5	72°0	87°1	73°8	70°3	82°6	65°3	63°5	70°1	57°5	49°1	59°6	47°3	42°9
76°2	69°2	68°8	81°2	73°4	72°1	86°0	73°0	70°4	76°5	68°2	70°2	67°0	50°6	46°1	58°4	45°6	43°8
77°3	70°3	68°3	84°7	74°0	72°2	86°4	72°4	70°8	81°6	59°6	56°7	63°4	49°6	41°3	60°4	47°5	47°2
76°8	70°2	68°5	77°4	71°2	71°1	85°6	75°0	72°8	81°5	59°2	55°7	64°1	50°1	42°6	62°1	58°6	53°6
77°6	70°7	68°4	76°7	71°4	70°2	80°5	72°7	71°5	81°7	60°2	53°1	68°9	59°8	52°1	58°2	53°8	51°4
75°6	71°9	70°2	78°1	70°3	68°2	82°0	72°7	70°8	76°8	60°0	62°3	72°3	60°8	55°2	63°6	55°7	53°2
75°7	71°5	70°0	77°5	70°3	68°5	80°2	70°3	68°2	74°0	57°6	51°1	72°6	60°3	51°8	61°9	54°2	52°2
77°7	71°3	70°2	76°9	69°8	68°2	78°0	69°8	65°6	77°9	57°5	50°2	68°0	54°5	...	62°3	50°6	48°3
77°4	71°4	69°8	76°4	68°5	67°3	77°4	70°2	67°8	81°8	62°7	51°0	71°3	56°2	50°2	61°2	50°1	47°1
77°9	72°2	70°6	75°3	70°1	68°2	79°2	70°6	67°7	81°9	63°6	56°7	67°8	53°8	48°1	58°7	48°6	46°1
77°0	71°1	70°1	78°3	70°6	69°0	79°8	71°7	69°3	80°8	62°3	56°1	68°3	54°6	49°4	59°9	49°0	46°0
76°8	72°1	70°2	80°2	72°0	69°1	82°3	69°0	67°7	80°8	63°6	61°3	72°6	58°1	53°1	58°5	48°9	44°2
78°7	72°2	70°6	80°6	71°3	68°4	78°2	67°0	65°1	78°0	61°0	60°4	71°0	60°2	54°7	59°8	48°3	44°5
78°2	71°5	70°2	80°8	71°2	70°1	75°8	68°4	68°1	78°6	58°3	56°1	68°4	56°7	52°4	61°2	49°4	...
79°0	70°4	68°4	81°5	71°6	69°2	76°6	69°7	68°0	76°3	55°4	51°3	71°8	56°3	51°8	59°2	50°1	46°4
78°6	69°6	67°2	80°3	70°0	69°1	75°2	67°4	64°6	75°5	55°0	50°2	70°4	55°8	52°5	61°6	53°8	51°2
77°4	70°0	68°4	79°6	70°0	68°9	77°5	67°9	62°0	76°0	56°5	51°9	69°0	53°5	50°1	59°0	50°6	48°3
78°2	69°2	68°2	82°9	70°0	68°2	80°8	65°8	62°2	75°3	58°3	53°1	67°1	52°5	46°1	60°8	50°5	47°2
79°1	70°0	68°8	81°0	71°2	68°1	80°8	67°0	62°1	75°5	55°6	52°4	61°5	49°4	43°2	58°6	49°2	46°8
76°4	68°2	67°6	82°0	72°3	70°6	81°2	65°6	59°9	69°8	55°4	46°6	60°8	49°0	42°9	62°3	51°8	48°8
76°3	68°4	66°4	79°7	70°2	68°1	81°0	64°2	58°0	70°1	54°5	48°1	61°1	48°5	52°4	59°7	49°6	...
79°2	70°2	69°1	70°3	69°8	68°2	...	...	...	73°4	60°2	56°1	...	...	...	62°3	54°2	48°5



*Statement showing the daily readings of the dry, wet and*

Date.	JANUARY.			FEBRUARY.			MARCH.			APRIL.			MAY.			JUNE.		
	Dry.	Wet.	Minimum Wet.	Dry.	Wet.	Minimum Wet.	Dry.	Wet.	Minimum Wet.	Dry.	Wet.	Minimum Wet.	Dry.	Wet.	Minimum Wet.	Dry.	Wet.	Minimum Wet.
1	61.5	51.3	49.4	56.7	49.0	45.9	70.3	57.2	51.3	81.3	63.8	60.7	91.1	72.2	62.5	85.5	69.5	67.6
2	60.3	48.6	46.0	62.2	50.6	47.2	71.6	57.8	54.8	78.4	60.8	60.0	93.2	73.4	62.0	86.6	69.0	68.2
3	57.9	47.0	?	66.3	44.9	?	66.6	57.0	53.6	76.7	65.7	62.6	89.8	70.0	64.6	90.4	72.6	72.1
4	56.5	43.6	41.8	58.4	46.7	43.4	68.4	58.1	54.2	80.5	65.1	60.4	86.6	71.8	63.1	93.2	71.1	70.2
5	56.3	48.5	43.2	60.1	47.1	?	71.6	57.8	54.4	79.8	63.1	60.5	82.6	75.3	70.8	94.5	69.9	66.1
6	62.0	50.2	45.1	53.4	42.8	39.2	69.6	55.0	53.2	80.3	62.5	60.0	84.5	74.6	70.1	91.0	79.0	77.7
7	57.2	47.0	46.2	60.4	47.1	43.1	66.5	53.2	49.0	83.4	68.3	63.7	77.8	71.2	69.4	84.8	74.9	70.6
8	54.8	44.0	40.8	63.8	49.3	45.2	69.8	52.3	44.5	76.2	66.8	60.3	86.6	70.3	66.0	88.8	78.7	77.3
9	57.8	45.5	45.2	67.4	56.8	53.2	68.4	52.5	42.8	72.7	66.1	62.0	89.5	73.6	67.1	83.3	76.5	74.1
10	53.7	43.3	40.9	64.4	54.8	?	69.8	55.4	51.0	78.5	65.0	60.3	88.8	75.4	64.0	90.6	78.2	73.2
11	51.6	41.2	35.3	65.4	56.5	51.2	72.6	57.0	53.2	79.2	68.0	61.8	88.0	73.1	68.4	91.3	75.9	75.2
12	52.3	40.5	39.0	60.0	51.2	46.0	71.8	56.8	51.4	79.3	65.3	64.1	82.5	75.0	66.1	98.9	74.2	72.0
13	56.4	45.8	44.2	64.5	52.8	45.2	73.9	59.0	49.1	81.5	64.5	58.4	84.6	74.8	72.1	91.4	79.5	75.2
14	58.2	46.2	43.2	62.8	50.2	48.3	77.6	59.8	53.8	87.0	70.4	63.2	79.8	69.2	63.2	85.5	74.5	73.9
15	55.5	48.8	43.4	60.0	48.3	?	73.1	57.1	52.5	88.5	71.6	64.2	79.7	76.6	58.3	82.4	73.0	70.0
16	50.6	41.4	36.2	63.0	48.7	?	75.3	59.8	55.2	88.8	72.0	65.3	84.0	74.0	70.3	83.2	74.4	72.3
17	47.2	37.7	34.4	65.0	56.2	54.1	76.8	62.3	56.1	87.5	63.2	64.3	77.2	69.5	63.2	83.2	73.2	72.5
18	48.8	37.3	34.5	63.3	50.8	48.1	81.9	67.2	60.8	88.6	67.2	63.2	80.2	68.5	66.8	83.6	75.0	72.6
19	48.5	42.8	39.0	63.8	50.2	45.0	81.0	67.2	64.1	93.6	70.2	62.2	87.2	71.3	68.1	84.5	76.1	73.3
20	52.3	42.1	40.0	59.1	47.8	40.5	77.0	66.6	64.9	92.2	71.6	66.6	84.6	69.2	67.1	83.5	75.6	74.4
21	57.7	50.5	50.1	61.0	49.3	43.1	77.6	65.9	61.3	89.2	66.8	65.1	87.8	71.3	64.7	84.1	75.5	74.5
22	55.8	47.2	45.2	60.5	49.4	42.2	74.4	61.0	56.2	86.2	67.8	64.0	88.8	73.5	68.5	84.3	74.4	72.8
23	48.4	39.7	36.1	62.2	50.2	43.3	77.5	62.3	58.8	87.3	69.4	65.3	88.5	72.3	71.9	82.0	73.2	71.4
24	44.6	35.3	32.0	68.9	57.7	52.2	73.9	62.5	57.0	78.9	61.7	60.8	84.6	75.3	73.8	83.6	75.0	73.5
25	48.6	39.0	36.8	62.2	52.9	46.7	77.1	64.1	56.7	83.6	64.1	63.1	90.0	73.3	72.3	82.2	74.8	72.5
26	51.8	41.7	38.2	65.2	52.8	?	79.3	68.7	63.6	85.5	65.0	64.2	91.6	69.8	69.4	82.2	74.6	72.2
27	54.5	42.6	42.0	61.0	49.8	46.3	80.5	68.3	64.8	84.2	61.0	60.4	92.3	74.6	70.6	85.1	75.2	74.5
28	56.5	47.0	44.1	65.5	53.8	45.3	81.4	66.6	65.2	84.0	63.0	50.2	93.6	74.6	69.6	87.2	77.0	74.8
29	55.5	47.3	44.8	...	...	...	79.6	64.8	63.8	83.2	64.1	32.9	94.4	75.0	69.7	85.2	77.1	75.2
30	58.3	51.5	?	...	...	...	84.2	61.9	55.3	90.4	70.0	60.8	90.1	73.0	70.3	87.4	74.2	72.0
31	60.2	53.1	48.2	...	...	...	81.3	62.5	60.8	...	...	...	89.9	66.2	64.2	...	...	...



*minimum wet thermometers recorded at 8 A.M. during the year 1900.*

JULY.			AUGUST.			SEPTEMBER.			OCTOBER.			NOVEMBER.			DECEMBER.		
Dry.	Wet.	Minimum Wet.	Dry.	Wet.	Minimum Wet.	Dry.	Wet.	Minimum Wet.	Dry.	Wet.	Minimum Wet.	Dry.	Wet.	Minimum Wet.	Dry.	Wet.	Minimum Wet.
86.4	75.5	73.0	80.0	76.4	72.1	71.3	70.1	69.0	73.4	67.8	61.2	71.0	62.0	52.1	61.7	55.7	49.0
84.4	76.9	75.1	80.2	77.5	74.5	72.0	71.4	69.2	70.5	65.1	57.5	69.8	61.3	57.2	60.7	55.2	51.2
83.2	74.2	72.2	78.5	77.1	74.2	75.5	72.5	71.8	71.5	63.5	58.3	69.0	60.2	53.1	62.5	55.6	49.3
82.5	75.0	73.2	79.2	77.3	75.1	76.8	75.3	71.8	71.4	65.8	57.1	66.7	58.1	52.3	62.5	52.5	50.2
81.8	74.4	73.5	79.0	75.7	70.6	75.3	74.8	72.2	71.5	66.8	59.2	65.3	56.5	49.5	62.2	50.4	46.5
81.9	73.6	72.2	78.2	77.2	74.4	75.5	74.5	71.6	74.7	69.8	61.2	66.0	58.2	49.5	59.4	49.5	45.7
81.2	72.9	71.8	77.4	76.3	73.7	76.0	73.8	71.7	74.9	68.4	63.6	66.1	57.2	49.2	57.4	52.6	48.1
81.2	74.5	73.6	72.6	71.8	71.2	74.7	73.3	72.2	74.4	67.2	61.1	65.5	56.5	48.9	60.5	56.2	51.2
82.6	75.8	73.5	76.8	74.8	72.2	76.5	74.5	72.0	69.6	60.5	54.1	64.5	55.8	45.2	61.2	54.9	50.0
84.5	75.2	73.1	77.8	75.2	72.3	76.4	72.2	70.7	68.2	61.5	52.2	64.2	56.1	52.2	60.2	52.8	48.0
76.8	75.7	73.2	77.4	75.0	73.7	77.0	73.5	71.7	68.9	61.0	51.3	64.0	55.5	48.8	62.2	58.9	55.1
79.2	74.9	71.4	77.7	75.3	74.2	78.2	73.2	69.4	70.2	63.4	54.1	63.0	55.1	49.1	62.2	59.8	56.3
79.1	75.0	73.3	79.8	77.0	73.7	77.3	73.7	71.0	73.0	65.2	56.3	63.7	55.8	52.3	61.2	56.8	52.4
79.5	75.7	71.8	78.5	76.3	73.3	76.6	71.8	70.3	72.5	65.0	57.8	62.1	55.3	51.2	62.5	52.2	50.1
82.1	73.6	73.1	74.2	73.6	70.4	78.5	73.8	71.2	67.5	59.3	50.3	63.7	55.5	52.2	55.5	50.0	47.2
78.2	74.5	71.1	74.7	72.3	71.2	78.5	73.2	70.1	70.2	62.6	55.1	67.7	59.3	54.3	54.0	50.3	44.0
78.9	72.0	70.2	75.8	71.3	68.2	79.1	73.5	70.2	71.6	64.8	54.9	62.0	58.5	53.1	56.6	52.9	47.8
79.6	72.3	69.7	75.7	70.2	68.0	77.9	73.1	69.2	71.8	65.0	56.2	66.2	60.5	55.1	56.5	53.8	51.0
80.8	72.8	71.1	76.5	71.6	70.0	76.0	72.8	69.0	73.5	65.6	57.2	66.4	60.0	57.1	60.8	56.7	51.8
82.5	74.0	71.3	77.8	73.5	71.2	78.4	75.6	67.8	72.2	63.2	57.3	65.6	60.2	55.5	57.1	54.0	48.1
80.2	72.2	71.4	73.5	70.8	70.0	78.7	74.2	70.0	71.6	63.4	57.2	64.6	60.0	54.7	51.8	49.2	45.0
81.5	72.3	71.1	71.8	70.5	68.9	76.3	72.2	67.8	72.4	62.8	56.1	64.5	58.1	55.7	55.2	52.2	49.3
83.6	73.6	72.9	76.4	73.0	69.8	79.2	72.4	69.3	74.0	64.8	60.0	64.6	57.8	54.0	58.5	54.4	50.1
81.0	75.4	73.4	74.8	71.3	69.5	75.9	71.8	69.5	73.5	65.3	59.2	66.5	57.9	52.2	71.2	59.4	57.2
80.0	77.8	74.2	76.4	71.5	69.4	75.8	72.8	70.8	68.6	61.1	55.1	63.2	57.0	53.5	53.8	51.0	45.3
83.7	77.2	74.1	75.4	72.4	69.8	76.1	72.5	70.3	66.3	59.8	53.1	60.9	56.6	54.2	54.6	51.2	44.4
79.8	76.8	74.7	76.3	72.4	69.2	79.0	73.0	71.3	66.6	58.1	51.2	60.5	54.9	48.5	55.5	52.0	49.1
81.1	75.4	71.7	76.8	73.0	71.1	75.0	71.4	65.0	66.0	59.0	52.1	62.1	54.8	51.1	54.9	49.1	44.8
80.1	76.4	73.8	76.2	73.1	71.3	73.5	69.1	63.8	67.0	60.0	55.5	59.0	52.2	46.2	51.5	45.6	41.4
80.2	75.2	74.0	74.8	72.0	70.5	74.6	69.0	63.3	68.1	61.8	53.8	61.3	55.0	49.2	50.5	45.8	42.5
80.2	76.0	73.6	73.7	71.5	69.5	...	...	...	...	...	...	...	...	...	55.0	53.4	48.0



*Statement showing the daily readings of the dry, wet and*

Date.	JANUARY.			FEBRUARY.			MARCH.			APRIL.			MAY.			JUNE.		
	Dry.	Wet.	Minimum Wet.	Dry.	Wet.	Minimum Wet.	Dry.	Wet.	Minimum Wet.	Dry.	Wet.	Minimum Wet.	Dry.	Wet.	Minimum Wet.	Dry.	Wet.	Minimum Wet.
1	53'2	50'4	47'1	60'7	53'3	51'0	61'7	52'2	47'0	74'0	66'2	65'8	88'3	74'2	73'2	84'5	77'5	74'8
2	48'7	46'1	43'0	61'6	54'2	52'5	64'9	54'9	48'0	81'0	65'1	62'2	89'0	77'0	74'2	87'9	78'2	77'0
3	48'3	45'3	41'1	66'1	56'9	55'8	68'5	56'0	51'2	76'2	63'4	58'2	91'7	75'2	74'6	83'6	75'2	74'0
4	51'9	48'8	44'5	65'2	59'0	56'3	69'0	63'8	60'1	79'3	64'4	61'2	81'5	73'0	71'8	84'0	78'0	74'2
5	48'5	44'1	39'4	55'3	49'0	45'0	64'5	60'4	55'2	81'3	68'0	67'5	76'3	70'1	65'3	84'0	75'6	73'2
6	47'7	43'0	38'2	53'0	45'5	...	66'3	56'0	51'0	77'8	65'0	59'8	78'2	70'0	67'0	88'5	76'4	73'0
7	49'9	44'8	38'1	48'8	42'2	36'3	72'0	63'8	58'8	78'5	65'3	58'1	85'0	71'2	70'2	87'8	74'6	70'3
8	51'7	50'5	50'2	55'5	44'6	39'1	67'2	55'2	49'1	81'6	61'1	50'1	85'2	71'7	67'1	91'6	73'3	69'0
9	52'2	50'7	49'1	56'4	45'2	42'1	63'5	50'8	46'2	84'2	64'0	55'6	82'0	71'5	69'2	97'4	73'5	71'2
10	48'8	46'4	40'6	58'2	49'0	45'2	63'8	53'8	47'9	84'7	63'9	56'2	87'5	74'9	73'2	96'7	76'5	69'3
11	48'6	45'3	41'0	57'8	48'8	45'0	66'8	56'0	47'7	84'0	65'5	61'3	89'0	70'0	66'2	85'5	77'0	71'2
12	48'9	45'4	40'3	59'1	46'6	44'6	74'7	59'0	57'2	86'8	73'2	68'1	83'0	70'2	68'8	84'2	78'0	73'3
13	60'8	54'4	53'2	49'7	44'0	39'1	69'0	56'8	52'1	89'2	71'2	69'2	92'9	73'2	70'2	83'6	77'1	76'3
14	59'5	53'4	51'1	49'2	40'8	39'0	65'5	54'1	47'2	85'6	66'2	65'2	91'2	70'0	68'1	82'1	74'5	73'2
15	45'4	41'4	36'5	51'6	42'9	40'5	67'0	57'2	49'0	83'2	63'8	60'2	90'7	71'2	67'5	84'2	76'0	75'2
16	46'4	40'8	36'0	51'6	44'9	43'2	69'2	58'8	49'2	82'0	64'8	59'3	86'0	71'3	69'9	83'5	76'7	76'0
17	47'3	43'4	40'2	58'0	45'8	45'0	69'6	59'8	50'1	79'2	57'1	54'9	85'5	72'4	68'0	84'3	76'0	75'2
18	48'7	45'3	...	58'0	50'2	48'1	70'4	59'6	52'2	81'7	57'2	55'2	89'5	71'2	66'3	87'2	76'3	75'5
19	48'0	42'8	38'7	56'8	53'3	49'0	80'0	66'0	...	76'4	58'3	54'1	89'7	74'6	70'6	85'3	75'3	74'1
20	59'8	55'4	44'5	57'2	52'1	46'9	75'0	65'0	56'1	78'2	60'5	51'2	88'7	75'5	71'8	83'6	75'2	74'2
21	59'7	56'0	52'8	50'1	44'1	40'1	80'0	66'0	51'0	78'8	59'8	58'1	87'0	75'9	72'4	81'2	72'2	71'7
22	51'5	49'1	45'4	53'0	45'2	42'1	74'5	62'8	58'2	80'8	61'2	58'3	85'4	75'4	74'8	80'3	72'2	71'9
23	52'6	46'8	41'4	55'2	49'0	46'6	73'4	64'6	62'7	83'5	70'2	60'3	88'6	79'6	74'0	81'6	72'9	71'1
24	54'1	48'1	44'1	51'3	43'3	37'3	71'6	62'3	60'0	81'2	63'5	61'2	89'5	77'1	72'0	82'5	74'1	73'0
25	55'6	46'2	44'6	54'0	44'9	38'9	71'2	61'2	55'2	80'2	66'9	51'8	91'2	75'2	65'9	84'0	76'2	74'2
26	53'0	47'2	42'2	54'0	46'3	42'3	75'0	58'8	57'2	84'0	64'0	59'1	93'7	77'7	74'0	81'3	74'2	72'0
27	51'8	47'2	42'1	55'0	45'7	42'4	74'2	62'6	56'0	82'8	63'8	63'5	95'4	77'0	75'1	81'0	76'2	73'1
28	53'4	48'8	...	68'5	51'6	48'2	78'5	64'2	59'5	85'2	69'8	66'0	94'6	74'0	72'0	83'4	73'0	72'8
29	58'3	52'4	48'0	...	...	...	76'2	61'6	55'3	86'7	71'0	66'2	95'0	73'5	69'5	83'5	75'2	74'2
30	59'2	52'9	50'1	...	...	...	79'2	64'0	55'1	82'6	66'4	65'2	95'2	75'5	74'2	81'1	72'4	71'1
31	61'3	54'4	53'2	...	..	...	78'3	62'4	58'8	...	...	...	93'8	72'2	68'4	...	...	...



*minimum wet thermometers recorded at 8 A.M. during the year 1901.*

JULY.			AUGUST.			SEPTEMBER.			OCTOBER.			NOVEMBER.			DECEMBER.		
Dry.	Wet.	Minimum Wet.	Dry.	Wet.	Minimum Wet.	Dry.	Wet.	Minimum Wet.	Dry.	Wet.	Minimum Wet.	Dry.	Wet.	Minimum Wet.	Dry.	Wet.	Minimum Wet.
83'3	76'1	73'1	74'8	72'8	72'1	79'2	71'8	69'1	...	...	...	74'6	63'0	54'4	58'6	52'2	46'2
83'2	77'0	74'2	78'0	74'0	72'6	75'3	68'9	67'0	76'2	67'6	...	71'8	58'5	52'1	58'5	52'1	46'1
90'2	77'5	73'3	79'2	75'8	74'3	77'1	69'5	67'1	75'8	67'8	57'8	70'4	58'8	55'2	58'8	51'2	49'1
89'0	77'4	76'2	79'0	76'5	73'3	74'8	69'0	67'0	76'4	69'0	59'8	68'5	57'8	54'2	56'6	51'4	46'0
87'2	77'5	76'2	81'1	77'1	74'9	75'9	69'8	66'8	79'2	72'2	62'1	66'5	55'3	54'0	61'6	52'0	47'2
82'2	74'4	73'8	77'5	75'5	74'2	75'4	68'0	71'2	82'7	67'1	64'1	66'2	55'8	54'2	62'0	53'6	47'3
80'6	75'5	74'6	74'9	71'6	71'1	76'1	69'0	65'2	82'4	68'5	61'2	66'5	56'0	52'3	58'2	51'7	46'1
82'0	78'9	72'6	75'1	72'2	71'1	77'1	70'9	65'6	79'3	69'4	61'8	65'4	55'0	50'2	60'0	52'2	46'0
81'9	74'0	72'2	76'5	71'2	70'1	75'5	70'4	66'2	78'6	68'4	60'0	66'0	55'2	52'2	56'6	50'0	45'2
80'1	74'0	73'1	75'5	70'1	69'3	76'2	70'2	66'1	80'2	68'2	61'4	62'2	53'5	50'3	57'4	51'0	44'0
89'0	73'1	72'8	76'6	72'2	70'1	75'5	69'3	67'0	82'0	68'0	61'0	62'9	53'2	46'6	55'0	48'5	43'8
80'2	72'2	70'4	74'0	71'2	70'2	76'8	71'8	65'0	78'8	68'2	59'5	65'4	55'8	47'2	55'2	48'3	44'5
78'5	71'5	71'1	75'8	71'8	70'8	78'4	73'1	66'1	77'5	69'2	61'0	64'3	54'6	48'1	57'8	50'0	43'6
79'1	71'7	71'0	75'0	72'2	72'1	77'5	70'0	66'2	78'8	69'7	61'2	66'9	56'2	52'2	56'5	48'7	43'8
79'6	72'2	71'2	72'8	72'4	71'1	77'8	71'7	67'0	76'3	68'7	60'1	69'2	58'5	52'9	58'2	49'5	44'2
82'1	72'5	71'9	77'0	73'3	70'0	77'8	70'2	64'5	75'4	68'0	61'4	70'3	60'2	53'3	59'8	51'0	48'6
83'8	75'0	72'5	79'2	75'7	74'1	78'1	71'4	67'2	77'4	72'8	70'3	69'8	60'2	53'2	60'4	53'1	52'4
82'8	76'8	75'1	81'8	78'0	74'6	77'1	71'4	63'9	79'4	73'3	72'0	65'0	55'3	50'3	61'6	53'7	51'3
80'8	75'7	74'7	77'5	76'2	73'1	77'2	70'2	62'3	81'2	73'0	70'1	61'8	53'1	47'2	55'6	50'0	43'0
77'8	74'3	73'1	78'9	75'0	74'0	...	...	...	81'4	72'8	71'0	62'6	53'0	47'0	55'6	49'5	46'4
78'4	73'5	72'1	77'2	73'8	72'7	...	...	...	79'3	73'0	68'2	60'0	50'8	47'0	51'6	51'2	48'2
80'3	74'0	72'5	75'5	72'5	70'8	...	...	...	79'0	70'0	66'2	62'1	52'5	45'2	48'8	50'5	47'8
80'6	73'8	73'2	74'5	70'1	69'1	...	...	...	79'0	67'0	61'1	63'0	52'0	60'8	54'0	47'6	46'9
80'8	74'6	73'9	75'5	69'2	68'8	...	...	...	74'3	62'2	56'1	64'1	56'5	51'2	60'5	51'2	48'2
78'3	75'5	73'6	75'0	69'9	69'2	...	...	...	75'0	64'5	56'2	62'2	52'8	49'0	59'8	52'4	51'2
77'6	77'2	74'1	76'8	71'2	71'3	75'9	69'4	63'1	73'5	62'3	56'0	62'1	53'8	49'2	59'8	53'4	48'8
77'8	75'5	73'7	77'5	71'2	69'4	78'8	69'7	62'8	76'3	65'0	58'0	54'0	47'5	42'3	60'2	50'5	46'3
80'1	76'2	73'3	78'2	70'8	68'3	79'3	67'8	61'5	78'3	65'0	61'9	55'0	48'0	43'2	54'6	47'3	41'7
80'5	76'8	72'1	76'2	70'4	68'1	...	...	...	77'0	65'5	60'1	57'8	50'3	44'6	50'5	45'0	42'2
80'7	76'2	73'5	76'8	72'0	70'1	...	...	...	74'5	63'2	58'0	58'0	51'0	46'1	51'7	45'4	42'9
77'0	74'1	73'3	79'2	72'2	68'3	...	...	...	76'0	64'0	57'0	...	...	...	55'2	47'6	46'1



Statement showing the daily readings of the dry, wet and minimum

Date.	JANUARY.			FEBRUARY.			MARCH.			APRIL.			MAY.			JUNE.		
	Dry.	Wet.	Minimum Wet.	Dry.	Wet.	Minimum Wet.	Dry.	Wet.	Minimum Wet.	Dry.	Wet.	Minimum Wet.	Dry.	Wet.	Minimum Wet.	Dry.	Wet.	Minimum Wet.
1	51°6	44°0	41°3	50°3	44°6	41°3	66°6	55°8	50°1	78°4	64°2	56°5	93°0	75°2	66°0	93°8	77°0	73°0
2	50°5	43°4	38°8	54°9	47°8	41°2	69°2	59°2	51°3	82°5	69°2	58°3	92°3	73°8	67°1	90°0	78°6	71°8
3	55°0	46°1	42°8	52°0	45°8	40°3	67°2	58°2	51°2	84°2	71°0	61°2	90°1	74°9	67°2	90°6	80°6	76°2
4	50°2	42°8	41°2	54°6	48°0	41°3	67°6	60°0	52°7	83°4	70°0	57°6	90°8	70°4	61°3	89°3	77°3	76°0
5	50°4	42°0	41°4	61°8	53°7	44°9	76°0	63°9	56°2	76°0	68°0	60°0	96°0	75°0	63°0	84°2	77°8	75°6
6	51°2	42°5	38°4	52°5	47°3	41°2	72°0	61°8	55°2	80°3	69°1	60°2	97°5	79°2	67°0	83°2	77°2	74°1
7	53°2	46°6	43°2	54°1	48°5	42°1	75°2	65°0	61°2	84°2	70°4	62°4	93°4	73°3	66°6	88°5	78°8	81°1
8	54°6	51°0	48°3	51°4	45°7	37°2	76°0	63°4	55°1	81°5	68°3	60°1	81°3	75°8	74°2	85°9	77°0	75°0
9	62°2	59°0	56°2	51°0	45°2	37°4	73°4	61°3	55°4	83°8	68°0	61°8	80°8	73°4	66°8	89°3	77°0	76°1
10	57°9	53°6	50°1	53°6	48°2	37°8	74°3	62°0	55°3	80°8	68°0	56°1	81°0	75°8	75°2	89°0	76°2	75°2
11	60°0	51°2	50°0	54°8	49°6	40°2	75°3	63°8	56°0	84°2	70°2	59°2	85°0	75°0	74°7	90°8	80°0	77°0
12	55°0	48°0	43°8	60°4	54°1	48°0	70°0	60°2	54°1	85°0	71°3	61°1	85°8	72°7	71°1	89°3	80°8	76°2
13	52°6	45°8	42°3	64°6	56°0	51°0	70°0	61°0	52°3	85°2	72°2	54°1	85°3	74°8	73°2	82°0	73°5	71°6
14	55°2	47°4	42°5	65°0	55°6	50°0	70°2	60°2	51°2	86°0	72°4	62°1	78°0	73°0	69°2	80°3	72°3	69°8
15	53°2	46°0	44°1	63°1	55°0	52°2	73°8	64°6	56°2	89°2	75°5	65°0	83°0	73°3	68°2	79°0	73°8	71°0
16	58°0	49°2	46°1	61°2	54°3	47°3	84°2	70°4	63°3	88°1	77°8	67°0	88°0	73°8	73°0	81°0	72°8	71°2
17	62°2	51°4	43°6	62°0	56°2	52°2	80°0	69°1	62°3	89°0	78°2	72°2	90°0	74°0	73°2	81°0	72°8	71°2
18	56°4	48°4	44°0	64°5	57°8	52°2	83°0	72°0	68°4	89°6	76°5	66°3	91°0	76°3	72°5	80°8	73°2	71°3
19	54°9	47°0	41°2	63°8	58°7	51°2	81°0	72°2	70°4	89°3	78°0	66°8	91°3	76°2	71°0	81°2	73°5	68°2
20	61°0	49°4	41°3	63°5	57°2	52°2	73°0	60°4	57°2	89°2	77°3	71°1	86°5	74°3	68°3	80°2	73°6	71°8
21	60°3	53°2	47°1	66°0	54°8	45°6	73°3	61°0	59°1	90°2	77°8	71°6	88°0	77°2	75°2	79°9	73°0	71°1
22	65°9	57°8	49°0	67°8	55°0	50°2	71°4	62°2	55°1	89°0	76°2	60°3	85°3	74°3	71°0	81°2	74°0	72°1
23	67°3	57°8	52°2	66°0	52°7	47°2	83°8	72°5	59°2	87°2	76°6	70°2	89°2	76°8	71°3	82°2	73°6	72°2
24	56°5	50°0	42°2	66°0	55°0	49°0	76°2	66°9	61°2	86°0	77°0	72°0	99°3	79°3	74°1	79°8	73°2	72°5
25	50°6	52°5	45°2	66°2	55°8	47°2	78°4	68°2	59°2	88°0	78°0	73°2	87°0	77°2	74°0	81°8	74°2	72°2
26	59°2	52°2	51°8	61°6	51°3	44°2	86°3	73°6	66°0	86°8	70°6	64°2	85°5	78°2	75°0	85°0	77°2	74°2
27	58°0	51°0	48°0	63°3	53°2	43°7	85°6	73°8	65°0	86°6	65°2	58°0	89°2	79°0	74°5	82°6	77°3	70°2
28	59°6	51°4	45°1	65°2	55°0	46°1	77°2	68°4	57°3	86°4	65°0	51°2	93°4	73°6	64°0	86°2	75°5	73°2
29	59°4	58°5	52°2	...	...	...	75°2	66°1	58°1	87°2	66°3	52°8	93°0	71°6	68°2	86°8	78°0	75°2
30	54°4	46°8	43°8	...	...	...	76°0	60°2	48°8	93°2	73°4	59°1	87°0	79°3	73°1	84°5	77°3	74°5
31	49°6	43°2	40°1	...	...	...	81°2	64°1	51°2	...	...	...	93°2	78°8	73°2	...	...	...



*wet thermometers recorded at 8 A.M. during the year 1902.*

JULY.			AUGUST.			SEPTEMBER.			OCTOBER.			NOVEMBER.			DECEMBER.		
Dry.	Wet.	Minimum Wet.	Dry.	Wet.	Minimum Wet.	Dry.	Wet.	Minimum Wet.	Dry.	Wet.	Minimum Wet.	Dry.	Wet.	Minimum Wet.	Dry.	Wet.	Minimum Wet.
83.5	75.8	72.2	79.7	73.8	71.0	78.5	76.8	73.5	74.4	70.8	65.0	64.5	63.8	59.1	56.6	51.0	44.0
83.8	75.6	72.5	78.8	73.2	70.8	83.3	78.2	74.2	75.0	71.4	63.2	64.6	59.0	51.0	56.3	50.2	45.0
85.5	77.2	73.0	79.2	74.2	72.1	76.5	75.4	72.4	75.6	70.5	64.5	65.0	59.0	50.0	55.0	49.0	46.0
87.0	78.2	74.6	79.4	74.2	72.2	75.5	74.0	71.2	76.1	70.6	64.3	64.8	58.3	50.0	57.0	5.2	4.0
86.3	77.8	74.1	77.8	73.8	72.8	75.2	74.5	72.1	76.8	70.6	64.2	64.5	53.2	50.1	58.1	51.2	43.0
82.8	77.0	72.0	79.8	74.3	73.2	77.0	74.5	72.2	75.0	69.6	62.8	64.3	57.2	47.3	60.0	52.3	50.2
84.5	76.7	74.1	81.0	76.0	73.2	76.1	73.0	71.8	74.0	70.0	61.0	63.2	56.8	48.1	61.6	54.0	52.1
85.5	77.3	75.0	81.2	75.2	73.1	77.8	73.0	71.2	73.5	68.2	59.4	65.0	58.6	50.8	60.3	54.1	50.1
78.6	75.2	73.2	80.2	74.4	72.5	77.2	74.6	69.3	75.0	70.2	62.4	66.0	60.2	52.1	54.0	50.2	44.2
81.0	76.0	73.0	79.1	74.1	73.1	80.6	75.2	73.3	74.0	68.3	60.0	64.3	57.5	48.8	53.0	48.2	43.2
84.6	76.6	73.6	78.5	74.1	72.0	83.0	77.2	74.4	73.0	68.0	59.2	60.4	55.2	48.2	56.8	51.5	46.2
85.7	78.7	75.2	77.8	73.8	71.0	81.0	76.8	73.2	70.5	66.0	54.3	64.5	58.5	49.2	64.1	53.9	50.1
84.2	77.8	76.3	79.8	74.9	73.0	80.0	76.4	70.0	77.0	71.0	63.5	64.5	59.5	52.0	63.0	62.5	60.0
82.2	75.6	73.3	80.1	71.3	69.2	81.0	77.8	71.5	71.0	67.4	61.6	66.0	60.5	50.2	64.0	63.5	60.2
76.2	74.6	70.5	81.5	73.0	70.1	81.2	76.5	72.2	70.2	67.0	61.6	62.2	57.5	50.0	64.2	60.8	53.8
80.0	76.3	73.1	83.2	75.0	70.0	78.5	75.3	71.2	72.2	68.6	61.1	56.0	54.0	47.2	62.2	57.6	54.2
80.5	74.5	72.0	82.5	75.0	70.0	79.6	75.6	72.2	74.1	69.0	63.2	57.2	52.8	46.0	60.3	5.0	52.2
72.2	73.6	68.2	84.5	76.2	73.2	75.6	72.8	69.4	78.2	73.2	67.2	59.2	52.2	45.8	58.2	52.5	51.1
78.0	74.0	72.8	82.4	74.5	72.8	75.0	74.0	70.1	74.3	69.2	64.0	61.5	56.0	47.1	60.3	50.5	49.0
78.6	74.0	72.2	85.2	76.9	71.4	75.6	74.9	72.2	70.0	64.2	58.6	57.6	53.0	46.7	53.8	48.6	43.2
80.0	75.0	72.3	77.0	75.2	73.3	75.6	74.6	71.3	69.8	65.8	60.2	61.2	55.8	49.2	54.6	45.6	42.0
79.0	75.0	73.6	77.8	75.3	73.0	76.3	73.4	66.4	72.3	66.0	61.0	63.3	57.0	49.4	49.0	43.0	40.0
73.0	75.0	73.6	77.0	73.0	71.0	76.3	72.2	67.1	70.8	65.0	59.8	58.6	54.2	47.2	47.6	42.0	38.2
79.5	75.1	73.2	76.6	73.0	71.2	75.8	70.8	64.2	72.0	67.3	62.1	59.6	53.2	45.3	43.3	37.2	36.1
80.4	75.0	72.3	78.2	74.2	72.8	74.3	68.3	60.3	69.4	65.2	60.4	58.6	52.5	45.8	43.3	37.3	35.2
79.4	74.7	73.2	78.2	73.8	72.3	71.4	67.1	59.4	71.3	66.0	61.7	58.1	52.2	45.5	43.6	37.8	36.0
79.0	74.5	72.5	78.0	75.0	73.8	75.0	69.2	63.0	73.3	65.8	59.0	58.0	52.1	45.7	43.4	37.0	34.0
79.8	74.9	73.2	76.0	73.8	73.1	74.0	70.0	62.2	67.6	62.0	54.1	57.4	51.5	45.2	44.6	38.1	34.4
82.8	76.6	74.2	73.0	72.5	70.0	73.3	69.0	63.0	66.0	58.4	51.2	58.2	52.5	45.3	46.0	39.6	36.0
81.0	76.2	73.2	74.5	73.1	70.8	72.8	69.6	63.2	65.6	59.6	50.8	57.2	51.3	45.2	46.6	40.4	37.3
79.4	75.0	71.8	74.5	74.0	72.0	...	...	...	68.2	61.4	55.2	...	...	...	49.9	43.2	40.0



Statement showing the daily readings of the dry, wet and

Date.	JANUARY.			FEBRUARY.			MARCH.			APRIL.			MAY.			JUNE.		
	Dry.	Wet.	Minimum Wet.	Dry.	Wet.	Minimum Wet.	Dry.	Wet.	Minimum Wet.	Dry.	Wet.	Minimum Wet.	Dry.	Wet.	Minimum Wet.	Dry.	Wet.	Minimum Wet.
1	50.0	44.1	42.4	47.8	41.7	36.2	71.5	64.0	58.2	64.6	51.8	40.8	88.8	69.2	64.0	89.4	76.5	75.0
2	52.6	45.4	43.2	49.5	43.0	36.1	65.2	56.2	51.5	67.6	54.0	45.3	89.0	67.5	65.0	90.0	75.4	71.6
3	58.0	49.0	45.1	54.8	48.1	38.2	64.2	57.2	54.0	68.6	55.2	45.1	89.6	68.5	63.2	95.0	75.2	73.4
4	56.6	50.2	47.8	59.5	48.7	46.3	63.8	53.8	48.5	74.0	57.0	50.1	89.0	72.0	67.6	91.2	72.4	70.3
5	51.0	51.2	50.5	51.6	44.1	?	65.4	55.3	51.2	76.0	59.3	52.8	92.0	71.8	65.0	87.4	69.6	68.3
6	60.5	54.0	53.0	56.6	47.0	42.2	62.2	51.5	46.3	75.8	59.4	56.0	89.7	71.8	66.2	87.4	74.6	72.5
7	59.2	53.2	52.0	57.5	47.0	44.1	51.6	49.0	43.3	73.3	61.6	49.5	90.5	70.7	66.1	91.0	78.0	73.0
8	60.4	55.5	53.2	48.6	42.0	40.1	60.0	49.6	44.1	71.0	59.2	49.2	88.3	70.1	68.0	95.5	73.0	70.6
9	58.2	52.2	51.4	...	...	...	58.6	50.2	45.1	80.0	66.1	56.2	92.2	71.3	68.5	94.0	77.0	72.0
10	54.8	47.5	44.1	53.2	45.8	35.3	60.6	52.0	47.0	76.6	64.0	54.0	84.6	70.0	68.0	92.6	69.3	67.2
11	55.2	48.0	45.0	52.5	45.5	39.2	68.0	58.2	56.2	72.0	62.5	54.2	89.2	71.3	68.5	93.0	70.2	68.2
12	54.0	47.8	43.5	51.2	49.4	44.2	65.8	60.0	54.2	81.6	64.6	58.6	89.4	71.3	69.0	95.0	75.2	71.0
13	56.0	47.6	45.2	54.6	47.6	42.5	64.2	53.8	49.2	84.6	63.1	56.4	87.6	70.5	65.2	95.0	75.0	72.3
14	51.5	44.4	42.6	56.1	49.0	41.6	63.2	52.5	50.2	86.6	63.2	58.9	84.6	66.0	61.0	91.9	75.2	72.6
15	52.0	45.5	44.0	51.3	44.5	40.2	65.7	55.0	49.6	86.0	62.0	57.6	84.2	68.4	63.0	83.2	72.2	69.1
16	56.9	46.9	45.6	51.0	50.0	43.1	64.0	53.2	44.0	85.2	63.5	58.0	89.0	70.0	61.2	83.8	75.0	73.1
17	55.2	46.2	41.2	57.4	55.5	51.3	65.4	55.3	53.0	85.5	60.3	58.9	83.3	72.5	68.3	84.0	73.0	72.1
18	52.8	45.5	40.2	61.0	55.2	49.8	66.5	55.6	49.2	85.0	64.8	59.2	86.5	68.2	63.1	84.3	74.0	71.4
19	52.0	44.0	40.0	62.0	55.4	52.2	68.5	58.1	49.4	85.5	62.8	60.5	89.2	69.2	63.6	84.2	73.0	70.5
20	49.0	42.0	36.1	63.0	53.2	50.2	71.0	61.6	60.0	84.6	64.4	60.8	91.0	71.3	62.8	81.2	71.4	70.2
21	47.6	42.0	37.8	65.6	55.0	50.2	67.8	59.5	51.8	85.6	67.0	66.0	93.0	69.7	64.4	83.6	73.0	70.8
22	56.0	50.0	46.6	51.8	50.8	44.2	71.5	62.5	53.2	84.2	65.2	63.1	91.6	68.5	61.8	83.6	72.0	70.0
23	60.0	55.8	51.5	58.8	52.1	46.2	75.5	68.2	61.3	85.0	65.3	62.4	90.6	76.6	70.0	84.2	73.6	71.0
24	65.6	61.2	51.7	61.5	53.8	49.2	72.6	60.2	57.6	84.3	66.5	64.2	88.6	75.2	71.2	85.2	75.0	72.2
25	56.3	51.1	47.3	63.6	55.0	49.5	70.2	56.6	46.8	85.5	67.0	64.8	88.3	73.8	69.0	86.5	75.0	73.4
26	48.2	43.2	39.2	73.3	60.5	53.1	70.4	60.6	55.5	87.0	66.2	63.9	82.8	73.4	68.2	85.5	75.0	73.2
27	49.0	38.0	37.2	66.5	58.0	49.2	76.6	59.2	56.2	83.2	66.6	62.3	79.0	72.0	67.5	81.2	75.0	73.0
28	46.6	40.0	34.0	57.8	61.0	54.2	77.3	64.3	57.1	85.5	68.0	65.1	85.0	73.5	67.2	84.0	75.0	72.5
29	48.2	41.1	37.2	...	...	...	78.6	64.5	50.8	80.5	66.4	63.2	90.6	76.2	70.0	85.0	73.2	71.2
30	52.8	44.4	37.2	...	...	...	79.6	64.0	60.0	86.0	65.2	63.5	87.5	72.5	70.2	85.5	74.0	72.0
31	0.0	44.6	40.4	...	...	...	68.4	54.2	53.2	...	...	...	84.0	73.0	70.0	...	...	...



*minimum wet thermometers recorded at 8 A. M. during the year 1903.*

JULY.			AUGUST.			SEPTEMBER.			OCTOBER.			NOVEMBER.			DECEMBER.		
Dry.	Wet.	Minimum Wet.	Dry.	Wet.	Minimum Wet.	Dry.	Wet.	Minimum Wet.	Dry.	Wet.	Minimum Wet.	Dry.	Wet.	Minimum Wet.	Dry.	Wet.	Minimum Wet.
85.0	74.0	72.2	78.3	76.0	71.7	81.5	75.2	72.8	81.8	74.8	68.2	63.0	53.7	45.2	57.2	49.3	42.8
85.8	74.4	72.2	80.8	78.2	74.6	78.3	73.0	71.2	76.0	72.0	66.2	63.6	54.0	45.0	57.0	49.6	45.2
36.5	74.2	71.5	78.0	76.3	74.2	78.0	71.2	69.2	79.0	74.0	66.4	63.3	55.0	45.5	59.4	52.6	46.2
87.2	73.6	70.2	70.5	76.2	73.2	79.4	74.0	71.1	77.4	72.8	65.2	62.6	54.0	46.2	60.6	54.3	49.0
86.0	75.2	72.2	77.0	73.4	71.2	79.0	73.0	71.2	76.5	70.0	63.4	64.0	56.0	48.2	57.6	50.0	45.0
88.0	76.2	72.6	78.5	73.6	71.8	77.3	71.8	70.2	76.2	71.0	64.2	66.8	58.2	52.2	57.6	50.8	44.0
84.7	76.0	73.2	78.0	72.0	70.3	74.0	73.0	70.5	75.0	67.6	57.2	67.3	56.5	51.2	58.5	51.5	45.2
90.0	76.4	73.6	74.6	71.5	70.0	72.4	71.2	70.0	73.6	67.5	57.3	66.5	53.3	50.2	55.2	50.0	46.2
86.6	76.2	72.5	73.5	72.4	70.2	76.8	72.7	71.5	79.2	57.2	59.0	66.0	52.6	49.1	60.8	53.0	48.2
86.5	76.2	72.8	76.5	73.6	71.5	72.8	72.2	70.5	78.0	71.3	64.6	58.0	50.2	41.6	61.0	52.8	47.2
85.2	76.0	71.5	76.0	72.8	71.8	71.0	71.8	69.6	77.5	68.0	61.2	57.0	48.6	42.2	62.4	53.3	45.0
80.2	73.6	71.2	76.0	72.0	71.0	78.8	75.0	70.0	73.5	65.6	59.1	56.6	49.8	41.0	52.8	44.6	43.2
80.0	76.0	72.0	73.0	71.5	69.4	79.0	74.2	69.2	72.0	63.8	57.0	57.8	50.0	42.2	50.3	42.2	34.1
79.6	76.2	74.4	75.0	73.0	69.5	76.0	70.4	64.0	69.6	61.6	54.2	57.5	49.8	42.0	52.3	42.5	36.1
78.2	76.3	75.2	75.5	73.0	71.2	79.2	73.0	67.8	70.5	63.4	53.3	58.0	51.4	44.2	52.0	44.0	35.4
76.0	74.0	72.0	78.5	73.5	71.0	79.2	72.0	65.4	72.3	63.6	54.5	59.2	52.5	45.0	53.0	45.0	37.2
80.4	77.0	74.0	79.0	74.6	79.5	77.5	73.2	65.2	79.2	68.3	63.4	59.2	51.5	42.8	52.5	45.3	39.0
79.6	73.6	70.7	79.3	74.2	71.2	77.0	70.5	64.0	78.0	66.0	61.0	58.6	51.0	43.2	53.8	45.3	38.0
78.5	74.4	73.4	79.6	74.2	69.3	77.0	74.0	70.4	72.5	65.0	57.0	58.3	50.6	43.4	54.0	45.0	36.3
78.1	76.0	72.8	76.2	75.0	72.3	79.2	76.2	73.0	71.5	63.2	55.0	60.3	52.5	45.0	51.8	43.8	37.2
76.8	74.6	72.5	79.4	76.0	71.0	75.2	71.8	69.2	71.3	65.0	56.8	57.6	50.5	44.2	52.4	44.8	38.2
74.5	73.6	71.2	81.3	77.4	72.8	77.5	74.0	70.2	76.6	65.2	59.6	57.2	49.8	44.0	52.4	45.0	38.6
79.0	71.0	70.1	77.5	75.5	73.7	79.2	76.0	70.3	75.0	65.0	59.2	56.3	48.8	42.6	50.8	52.8	36.0
79.8	75.8	70.0	77.0	72.5	70.8	79.0	74.6	70.4	76.2	66.5	59.2	56.2	48.5	42.2	50.3	43.7	37.2
82.0	77.4	74.8	73.8	73.0	70.2	79.0	75.2	69.0	72.2	64.2	56.2	61.0	52.2	45.6	51.8	45.0	43.0
83.6	80.2	76.0	74.0	73.5	71.0	78.5	74.3	70.2	69.8	62.0	53.0	55.0	49.5	47.2	50.0	42.5	36.2
82.5	78.8	77.0	77.0	73.3	70.5	79.0	74.2	69.2	70.8	64.0	53.5	58.6	51.0	44.6	44.6	38.3	32.0
82.8	79.2	74.6	77.8	74.0	69.2	77.8	73.4	68.2	69.4	62.5	53.2	58.6	50.2	43.2	47.6	39.4	34.0
82.8	79.0	74.4	79.5	73.5	68.2	78.8	71.6	68.2	68.2	59.8	51.2	57.2	49.3	42.8	46.6	40.8	33.6
79.8	75.0	71.2	80.8	75.2	69.2	79.4	74.6	68.4	67.3	59.2	48.6	57.0	49.6	45.2	47.0	41.0	35.2
78.6	75.3	70.2	80.2	73.8	71.2	...	...	...	56.6	58.0	48.9	...	...	...	49.0	42.3	36.0



*Daily observations of wind directions recorded at 10 A.M.*

DATE.	JANUARY.		FEBRUARY.		MARCH.		APRIL.		MAY.		JUNE.	
	10 H.	16 H.	10 H.	16 H.	10 H.	16 H.	10 H.	16 H.	10 H.	16 H.	10 H.	16 H.
1	...	...	...	...	W.	W.N.W.	W.	W.	W.	W.S.W.	W.S.W.	W.
2	...	...	...	...	N.N.W.	N.N.W.	W.S.W.	S. W.	W.	W.N.W.	N.N.W.	S.W.
3	...	...	...	...	E.N.E.	N.E.	W.S.W.	W.	W.N.W.	W.S.W.	N.N.W.	N.
4	...	...	...	...	Calm	Calm	Calm	N.N.W.	N.N.W.	W.N.W.	W.S.W.	W.
5	...	...	...	...	Calm	Calm	N.N.W.	S. W.	Calm	Calm	W.	W.S.W.
6	...	...	...	...	E.S.E.	S.E.	W.N.W.	W.	W.N.W.	Calm	W.	W.S.W.
7	...	...	...	...	Calm	Calm	N.E.	N. E.	W.	W.	W.	W.S.W.
8	...	...	...	...	Calm	S.S.E.	N.N.E.	W.N.W.	W.S.W.	W.	W.	W.S.W.
9	...	...	...	...	N.N.W.	N.N.W.	N.W.	W.	S.W.	W.S.W.	W.S.W.	W.S.W.
10	...	...	...	...	N.N.E.	Calm	N.W.	W.S.W.	W.S.W.	W.	S.S.W.	N.
11	...	...	...	...	Calm	Calm	N.W.	E.	W.	W.S.W.	N.	E.S.E.
12	...	...	...	...	Calm	E.S.E.	E.N.E.	W.	S.W.	W.	Calm	S.E.
13	...	...	...	...	S.	E.	N.E.	W.	S.W.	S.S.E.	W.S.W.	W.
14	...	...	...	...	N.N.W.	W.	Calm	W.S.W.	E.S.E.	E.N.E.	N.N.W.	Calm
15	...	...	...	...	W.N.W.	W.S.W.	W.	W.S.W.	S.S.E.	W.S.W.	Calm	Calm
16	...	...	...	...	W.	N.N.W.	E.	S.S.W.	W.	W.N.W.	Calm	S.E.
17	...	...	...	...	Calm	E.	W.N.W.	N.W.	S.W.	W.S.W.	W.	W.
18	...	...	...	...	W.	W.	S.S.E.	Calm	S.W.	W.S.W.	W.	W.S.W.
19	...	...	...	...	W.	W.S.W.	E.	Calm	W.	N.N.W.	W.N.W.	W.
20	...	...	...	...	N.N.W.	W.N.W.	Calm	N.N.E.	E.S.E.	W.S.W.	W.S.W.	W.S.W.
21	...	...	...	...	N.N.E.	E.	N.W.	Calm	Calm	W.N.W.	W.	S.W.
22	...	...	...	...	Calm	Calm	S.E.	W.	W.N.W.	Calm	W.	W.S.W.
23	...	...	...	...	Calm	Calm	N.	N. W.	W.N.W.	W.	W.	W.
24	...	...	...	...	N.N.E.	W.S.W.	E.	W.N.W.	W.	W.	W.	W.S.W.
25	...	...	...	...	W.N.W.	W.S.W.	Calm	W.S.W.	W.S.W.	S.W.	W.	S. S. W.
26	...	...	...	...	Calm	W.N.W.	Calm	N.W.	W.	W.	S.	W.N.W.
27	...	...	...	...	Calm	W.N.W.	N.W.	W.	Calm	W.S.W.	W.N.W.	W.
28	...	...	...	...	Calm	W.S.W.	W.N.W.	N.W.	W.N.W.	W.	W.S.W.	S.S.W.
29	...	...	...	...	E.N.E.	W.	N.N.W.	W.N.W.	N.N.W.	Calm	W.S.W.	S.S.W.
30	...	...	...	...	W.N.W.	W.	W.N.W.	W.	W.	S.S.W.	W.S.W.	W.
31	...	...	...	...	E.	W.	...	...	W.S.W.	W.N.W.	...	...

and 4 P.M. for the year 1898.

JULY.		AUGUST.		SEPTEMBER.		OCTOBER.		NOVEMBER.		DECEMBER.	
10 H.	16 H.	10 H.	16 H.	10 H.	16 H.	10 H.	16 H.	10 H.	16 H.	10 H.	16 H.
W.S.W.	W.S.W.	W.N.W.	W.S.W.	N.N.E.	W.N.W.	Calm	W.N.W.	E.	S.W.	S.S.E.	E.S.E.
W.S.W.	W.	W.S.W.	W.S.W.	S.S.W.	W.N.W.	N.N.E.	N.N.W.	W.	W.N.W.	Calm	E.N.E.
W.	W.	W.	W.	W.S.W.	S.S.W.	Calm	Calm	N.W.	S.W.	S.E.	E.N.E.
W.S.W.	S.W.	W.N.W.	W.S.W.	W.S.W.	W.	W.	W.S.W.	E.S.E.	E.N.N.	E.N.E.	Calm
W.S.W.	W.	W.	W.	S.S.W.	S.W.	W.N.W.	E.N.E.	E.N.E.	E.N.E.	W.N.W.	E.N.E.
N.W.	W.N.W.	S.S.W.	W.	W.S.W.	S.W.	Calm	Calm	E.	E.N.E.	Calm	Calm
S.	S.S.E.	W.	W.S.W.	S.W.	W.	N.N.W.	Calm	E.S.E.	N.E.	Calm	Calm
S.W.	W.S.W.	W.S.W.	S.W.	Calm	S.S.W.	N.N.W.	N.E.	E.N.E.	E.	Calm	N.N.W.
W.S.W.	W.S.W.	W.N.W.	W.S.W.	N.	N.N.W.	Calm	E.	E.	E.N.E.	E.	Calm
W.S.W.	W.	W.	W.S.W.	N.N.W.	S.W.	W.S.W.	N.N.E.	E.	W.	Calm	E.S.E.
S.S.W.	W.	S.W.	W.S.W.	S.S.E.	W.S.W.	N.E.	E.N.E.	E.S.E.	S.W.	E.S.E.	W.S.W.
W.S.W.	N.N.W.	W.S.W.	S.W.	E.	N.E.	N.	N.E.	Calm	N.N.W.	E.S.E.	N.E.
W.	W.N.W.	S.W.	S.W.	E.S.E.	S.E.	E.S.E.	E.S.E.	W.N.W.	N.N.W.	N.E.	N.E.
W.N.	W.	W.	W.S.W.	Calm	S.E.	W.N.W.	S.S.W.	S.S.E.	W.S.W.	N.E.	E.
W.S.W.	W.N.W.	W.	W.S.W.	N.W.	W.S.W.	W.N.W.	S.W.	W.N.W.	W.	E.S.E.	E.
W.	W.N.W.	W.S.W.	W.S.W.	N.W.	W.	W.	W.S.W.	E.	N.N.W.	Calm	E.S.E.
W.N.W.	S.W.	W.	W.	S.W.	W.S.W.	W.S.W.	S.W.	E.N.E.	E.S.E.	Calm	S.S.E.
W.	W.	W.N.W.	W.N.W.	S.W.	W.N.W.	W.N.W.	Calm	Calm	W.S.W.	Calm	S.S.W.
W.S.W.	S.W.	W.N.W.	W.S.W.	W.S.W.	S.W.	W.N.W.	N.N.E.	N.N.E.	E.	E.S.E.	W.S.W.
S.S.W.	W.	N.N.W.	N.W.	S.S.W.	S.W.	N.N.W.	W.	Calm	E.S.E.	E.S.E.	W.S.W.
W.S.W.	W.N.W.	W.	W.N.W.	S.S.E.	S.S.W.	E.S.E.	Calm	Calm	E.S.E.	N.N.W.	N.N.W.
S.W.	S.W.	W.N.W.	S.E.	S.S.W.	W.N.W.	E.S.E.	S.	E.	S.S.E.	N.	E.N.E.
E.N.E.	Calm	W.N.W.	W.N.W.	N.N.E.	N.N.W.	N.	S.S.E.	S.E.	W.S.W.	E.N.E.	E.N.E.
Calm	S.E.	W.N.W.	W.S.W.	W.N.W.	W.N.W.	Calm	E.S.E.	Calm	Calm	E.N.E.	E.
E.N.E.	S.W.	W.	S.W.	W.N.W.	E.N.E.	E.N.E.	N.N.W.	S.E.	E.S.E.	Calm	W.S.W.
E.S.E.	W.	W.S.W.	W.S.W.	W.S.W.	Calm	E.N.E.	Calm	Calm	Calm	N.N.W.	N.N.W.
Calm	E.N.E.	W.	W.	W.	S.	E.S.E.	E.S.E.	Calm	E.	Calm	S.E.
S.E.	W.S.W.	W.	W.	S.S.E.	E.N.E.	Calm	S.S.W.	E.N.E.	N.N.E.	E.	Calm
S.S.E.	S.W.	W.S.W.	W.	Calm	W.N.W.	Calm	E.S.E.	Calm	E.N.E.	S.S.E.	N.N.W.
W.	W.	W.S.W.	S.S.W.	W.N.W.	Calm	S.	S.S.E.	Calm	S.E.	W.	W.
W.	W.	W.	W.	...	...	E.S.E.	W.S.W.	...	...	E.	E.S.E.



## Statement showing the daily readings of the wind direction

DATE.	JANUARY.		FEBRUARY.		MARCH.		APRIL.		MAY.		JUNE.	
	10 Hours.	16 Hours.	10 Hours.	16 Hours.	10 Hours.	16 Hours.	10 Hours.	16 Hours.	10 Hours.	16 Hours.	10 Hours.	16 Hours.
1	Calm	E.N.E.	S.	E.S.E.	Calm	S.S.E.	N.E.	E.N.E.	E.N.E.	W. W.	W.S.W.	W.N.W.
2	W.N.W.	W.N.W.	E.S.E.	E.S.E.	E.N.E.	N.N.E.	E.	N.N.E.	N.	N.N.E.	W.S.W.	W.S.W.
3	N.N.E.	N.N.W.	S.S.E.	E.	E.S.E.	E.S.E.	S.S.E.	E.S.E.	S.S.E.	N.N.W.	S.S.W.	W.N.W.
4	E.N.E.	E.N.E.	E.N.E.	Calm	Calm	S.E.	S.S.W.	W.S.W.	E.S.E.	S.W.	W.S.W.	S.S.W.
5	E.	E.S.E.	E.N.E.	W.	W.	S.W.	W.	W.S.W.	Calm	S.S.E.	W.N.W.	W.
6	N.N.W.	E.N.E.	W.N.W.	N.W.	W.S.W.	W.S.W.	N.	W.S.W.	S.E.	W.N.W.	W.S.W.	S.W.
7	E.S.E.	E.S.E.	E.S.E.	Calm	N.E.	E.S.E.	W.S.W.	W.	S.S.W.	W.N.W.	S.W.	W.
8	Calm	E.S.E.	E.S.E.	E.N.E.	E.N.E.	W.S.W.	E.N.E.	S.E.	W.	S.W.	W.N.W.	W.S.W.
9	E.S.E.	Calm	N.E.	E.S.E.	W.S.W.	W.	E.S.E.	S.S.E.	N.N.W.	W.S.W.	W.S.W.	W.
10	E.S.E.	S.E.	...	W.N.W.	W.N.W.	S.W.	E.S.E.	S.W.	S.S.E.	W.	W.	W.S.W.
11	E.S.E.	S.E.	N.E.	N.N.E.	N.N.W.	W.S.W.	W.	W.S.E.	W.S.W.	W.	W.S.W.	W.
12	E.S.E.	W.	Calm	Calm	W.N.W.	W.	W.S.W.	W.N.W.	W.S.W.	W.S.W.	S.E.	W.N.W.
13	N.N.W.	W.S.W.	Calm	S.W.	E.N.E.	W.N.W.	W.N.W.	S.S.W.	W.S.W.	W.S.W.	S.S.W.	S.S.W.
14	E.N.E.	E.S.E.	E.N.E.	S.W.	W.N.W.	W.N.W.	E.N.E.	E.N.E.	W.N.W.	W.N.W.	E.S.E.	N.
15	N.E.	N.E.	S.S.E.	W.N.W.	E.S.E.	W.N.W.	W.	E.N.E.	W.S.W.	W.	N.W.	N.N.W.
16	Calm	E.N.E.	E.S.E.	S.W.	W.S.W.	W.	N.N.E.	W.	W.S.W.	W.	W.N.W.	E.N.E.
17	Calm	E.S.E.	N.N.W.	S.E.	N.	E.N.E.	W.N.W.	N.W.	S.S.W.	S.W.	W.N.W.	S.S.W.
18	E.N.E.	N.E.	E.S.E.	W.	N.N.E.	E.	W.S.W.	W.	S.S.E.	E.	S.W.	W.S.W.
19	E.S.E.	S.E.	S.S.E.	W.	E.N.E.	N.	N.N.W.	W.	W.S.W.	S.S.E.	W.	W.S.W.
20	E.S.E.	S.E.	S.E.	Calm	E.S.E.	N.N.E.	S.S.E.	S.W.	E.S.E.	W.S.W.	S.S.W.	S.W.
21	Calm	E.S.E.	S.E.	N.E.	E.	E.N.E.	W.N.W.	W.S.W.	W.S.W.	W.S.W.	W.S.W.	W.N.W.
22	E.	W.S.W.	E.	Calm	S.S.E.	N.	N.	N.N.E.	S.W.	W.S.W.	S.W.	S.W.
23	Calm	E.S.E.	E.S.E.	W.	E.S.E.	E.N.E.	E.S.E.	N.W.	S.W.	S.W.	S.W.	W.N.W.
24	Calm	S.W.	W.N.W.	W.N.W.	Calm	N.E.	Calm	S.S.E.	W.S.W.	S.W.	S.W.	W.S.W.
25	Calm	Calm	E.	N.N.E.	W.S.W.	W.N.W.	S.S.W.	S.	W.	W.	S.W.	W.S.W.
26	Calm	Calm	N.M.W.	N.N.W.	W.S.W.	W.S.W.	S.S.W.	S.S.E.	S.W.	W.S.W.	S.W.	W.S.W.
27	N.N.W.	E.	S.S.E.	Calm	W.	W.S.W.	W.N.W.	S.S.E.	W.S.W.	S.W.	W.S.W.	W.S.W.
28	E.S.E.	E.S.E.	N.E.	Calm	W.S.W.	W.S.W.	W.S.W.	N.W.	S.S.W.	W.	W.S.W.	W.
29	N.N.E.	N.N.E.	...	...	E.N.E.	W.S.W.	N.N.E.	E.N.E.	S.W.	S.S.W.	W.S.W.	S.W.
30	E.N.E.	Calm	...	...	W.S.W.	W.S.W.	S.	E.S.E.	S.S.W.	W.S.W.	W.S.W.	W.S.W.
31	Calm	S.S.W.	...	...	E.N.E.	S.S.E.	...	...	W.S.W.	W.S.W.	...	...

recorded at 10 A.M. and 4 P.M. during the year 1899.

JULY.		AUGUST.		SEPTEMBER.		OCTOBER.		NOVEMBER.		DECEMBER.	
10 Hours.	16 Hours.	10 Hours.	16 Hours.	10 Hours.	16 Hours.	10 Hours.	16 Hours.	10 Hours.	16 Hours.	10 Hours.	16 Hours.
W.S.W.	S.W.	W.S.W.	N.N.W.	W.S.W.	W.S.W.	S.S.E.	E.S.E.	Calm	W.N.W.	E.S.E.	S.S.W.
S.W.	S.S.E.	W.S.W.	W.W.S.	S.S.W.	S.S.W.	W.N.W.	S.S.W.	E.	W.N.W.	E.S.E.	N.N.W.
S.S.W.	S.S.W.	S.W.	S.W.	W.S.W.	S.S.E.	W.N.W.	Calm	E.S.E.	S.W.	Calm	S.W.
S.S.E.	W.	W.S.W.	W.S.W.	W.	W.S.W.	Calm	N.W.	N.N.W.	S.S.W.	Calm	S.E.
S.S.W.	W.S.W.	W.S.W.	W.S.W.	W.S.W.	S.S.E.	W.S.W.	S.W.	W.S.W.	W.N.W.	N.N.N.	W.N.W.
S.W.	W.	W.S.W.	S.S.W.	W.S.W.	E.S.E.	S.W.	S.W.	N.N.E.	W.N.W.	N.	W.S.W.
W.N.W.	S.S.W.	S.S.W.	S.S.W.	S.W.	W.N.W.	E.N.E.	S.W.	N.N.E.	E.N.E.	Calm	W.
W.N.W.	S.S.E.	S.W.	S.S.E.	W.N.W.	W.S.W.	E.S.E.	S.S.W.	E.S.E.	S.S.W.	E.	Calm.
W.N.W.	W.	W.S.W.	S.S.W.	N.E.	N.W.	N.N.E.	Calm	N.N.W.	W.N.W.	E.	E.
W.N.W.	W.	N.N.W.	S.S.W.	N.W.	W.N.W.	W.S.W.	W.N.W.	N.N.E.	N.W.	S.S.E.	E.S.E.
W.S.W.	W.S.W.	W.N.W.	S.S.E.	W.N.W.	N.W.	S.S.W.	W.	N.N.W.	Calm.	E.S.E.	Calm.
S.W.	S.W.	W.N.W.	E.S.E.	N.N.E.	N.N.W.	N.N.E.	N.N.W.	E.	E.S.E.	E.	E.N.E.
W.S.W.	W.S.W.	S.W.	W.S.W.	W.S.W.	N.W.	E.S.E.	W.	E.S.E.	S.S.W.	E.S.E.	S.S.E.
W.S.W.	W.S.W.	S.S.W.	S.W.	S.E.	S.W.	Calm	W.N.W.	E.S.E.	W.S.W.	Calm.	E.N.E.
S.W.	S.	S.W.	W.S.W.	S.W.	W.S.W.	S.S.E.	E.N.E.	S.S.E.	W.	Calm.	W.S.W.
W.	W.	W.S.W.	W.S.W.	W.	W.S.W.	E.S.E.	E.	Calm	S.W.	S.S.W.	E.N.E.
W.S.W.	S.W.	S.W.	S.W.	W.S.W.	W.	S.S.E.	S.S.E.	Calm	N.E.	E.N.E.	E.S.E.
S.W.	S.S.W.	W.S.W.	W.N.W.	W.	W.S.W.	E.N.E.	W.S.W.		E.N.E.	E.S.E.	S.E.
W.S.W.	W.S.W.	W.S.W.	W.S.W.	W.	S.W.	N.N.E.	W.N.W.	N.	N.	Calm	E.S.E.
W.S.W.	W.S.W.	W.S.W.	W.S.W.	W.S.W.	S.W.	N.N.W.	N.W.	E.S.E.	E.	E.N.E.	E.S.E.
W.S.W.	W.S.W.	W.S.W.	W.	W.S.W.	S.S.W.	N.	E.S.E.	S.E.	W.S.W.	Calm.	W.S.W.
W.	S.W.	S.W.	S.W.	S.W.	W.N.W.	E.N.E.	W.N.W.	N.N.E.	W.S.W.	Calm.	W.N.W.
W.S.W.	S.S.W.	S.W.	W.S.W.	S.S.E.	S.W.	N.N.E.	E.	E.N.E.	S.W.	Calm	W.S.W.
S.W.	S.S.W.	W.S.W.	W.	W.S.W.	W.S.W.	E.	E.S.E.	Calm	N.N.E.	E.S.E.	W.N.W.
W.S.W.	W.S.W.	W.S.W.	W.S.W.	S.W.	W.S.W.	E.S.E.	E.N.E.	E.N.E.	E.N.E.	E.S.E.	E.S.E.
S.W.	W.S.W.	S.W.	W.S.W.	S.S.W.	S.W.	E.N.E.	Calm	N.E.	N.N.E.	Calm.	S.W.
W.	W.N.W.	S.W.	S.	W.	S.W.	E.N.E.	E.N.E.	N.	N.N.E.	Calm.	Calm.
W.S.W.	S.W.	S.W.	S.	S.W.	W.S.W.	E.N.E.	N.	E.N.E.	E.S.E.	Calm.	Calm.
S.S.E.	S.W.	W.N.W.	W.N.W.	N.N.W.	E.	S.S.E.	E.S.E.	S.E.	E.S.E.	Calm	S.S.W.
W.S.W.	S.S.W.	W.S.W.	W.N.W.	Calm	S.S.W.	S.E.	S.S.E.	Calm	E.N.E.	Calm	S.W.
W.S.W.	E.S.E.	S.S.W.	W.S.W.	...	...	N.E.	W.S.W.			Calm.	S.W.



## Statement showing the daily readings of the wind direction

Date.	JANUARY.		FEBRUARY.		MARCH.		APRIL.		MAY.		JUNE.	
	10 hours.	16 hours.	10 hours.	16 hours.	10 hours.	16 hours.	10 hours.	16 hours.	10 hours.	16 hours.	10 hours.	16 hours.
1	Calm	W.N.W	Calm	S. E.	S. S. E.	W.N.W.	N.N.W.	W.	S. W.	S. E.	W. S. W.	W. S. W.
2	Calm	N. W.	N.N.W.	N. W.	W.N.W.	W.S.W.	S. W.	W.N.W.	W.N.W.	W. S. W.	W. S. W.	W. S. W.
3	E.N. E.	E. S. E.	Calm	E. N. E.	Calm	W.	W.	W.S.W.	W.	W. N. W.	W. S. W.	W. S. W.
4	Calm	E. N. E.	N.N.W.	Calm	N. W.	N. W.	N. W.	W.	W.	W.	W. S. W.	W. N. W.
5	Calm	W.N.W.	N.N.W.	E. N. E.	N. W.	N. W.	N. W.	Calm	W.	W. S. W.	S. S. E.	W.
6	Calm	N. W.	N. N. E.	E. S. E.	E.	E. S. E.	S. S. E.	W.	S. W.	S. W.	Calm	W. S. W.
7	Calm	Calm	Calm	Calm	E. S. E.	W.N.W.	S. E.	W.S.W.	Calm	W. S. W.	W. S. W.	W. S. W.
8	Calm	Calm	E. S. E.	W.S.W.	N. E.	S. E.	Calm	W.S.W.	N.	N. N. W.	W. S. W.	N. N. W.
9	N. N. E.	N. E.	W.N.W.	Calm	Calm	E. N. E.	W.	W.S.W.	E. N. E.	N. N. W.	W. N. W.	W.
10	E. N. E.	N. E.	Calm	W.S.W.	E.	W.N.W.	E. S. E.	E. S. E.	S. W.	N. W.	N. N. E.	S. S. W.
11	N. E.	E. N. E.	N.N.W.	W.S.W.	E. N. E.	N. E.	W.	W.	S. S. W.	W. S. W.	N. W.	N. N. E.
12	Calm	E. S. E.	S. E.	S. W.	E. S. E.	N.	N. N. E.	E. S. E.	S. S. E.	S. S. E.	Calm	W. N. W.
13	Calm	W.S.W.	N. N. E.	E. N. E.	Calm	Calm	S. S. E.	W.	E. S. E.	S. W.	W. N. W.	W. N. W.
14	W.	S. W.	N. N. E.	S. S. E.	Calm	W.S.W.	S. S. W.	W.N.W.	S. S. E.	N. N. W.	W. S. W.	S. W.
15	S. E.	W.	Calm	E.	W.S.W.	W.S.W.	W.S.W.	W.N.W.	Calm	N. N. W.	W. S. W.	W. S. W.
16	E. S. E.	W.S.W.	E. S. E.	S. S. W.	S. W.	W.S.W.	W.N.W.	N. W.	W.	Calm	S. W.	S. W.
17	S. S. E.	W.	W.N.W.	W.N.W.	S. W.	S. S. W.	E. S. E.	S. S. E.	S. S. W.	W. S. W.	W. S. W.	S. W.
18	N. E.	N. N. E.	N.N.W.	N. W.	W.S.W.	W.	W.N.W.	N.N.W.	W. S. W.	S. W.	W. S. W.	S. S. W.
19	Calm	N. N. E.	E. S. E.	S. S. W.	S. W.	W.S.W.	W.N.W.	W.N.W.	W.	Calm	S. W.	S. W.
20	S. E.	E.	S. S. E.	S. S. W.	W.N.W.	W.N.W.	W.	W.	S. S. E.	W. N. W.	W. N. W.	W. S. W.
21	Calm	Calm	E. S. E.	N.N.W.	S. S. E.	S. S. W.	W.S.W.	W.S.W.	S. W.	W. S. W.	S. W.	W. S. W.
22	W.N.W.	N. N. E.	Calm	E.	E. S. E.	S. S. E.	W.N.W.	W.S.W.	W. S. W.	W. S. W.	S. W.	S. W.
23	E. N. E.	S. W.	Calm	W.	N. N. E.	W.S.W.	Calm	E. S. E.	W. S. W.	W. S. W.	S. S. W.	W. S. W.
24	Calm	Calm	W.	W.	N.	S. W.	N.N.W.	S. S. W.	W. S. W.	W. S. W.	S. W.	S. S. W.
25	E. N. E.	Calm	E. S. E.	W.N.W.	N. N. E.	W.	N. N. E.	W.N.W.	W. N. W.	W.	W. S. W.	W. S. W.
26	E. N. E.	E.	N. E.	N.	E.	W.S.W.	E. N. E.	E. N. E.	W.	W. S. W.	W. S. W.	S. W.
27	E. S. E.	N. E.	S. E.	Calm	W.S.W.	W.S.W.	E. S. E.	N.N.W.	W. N. W.	W. S. W.	W.	W. S. W.
28	N.	E. S. E.	E. S. E.	S. S. W.	W.	W.N.W.	N. E.	W.N.W.	N. W.	Calm	W. N. W.	S. W.
29	Calm	E. N. E.	...	...	S. S. E.	S. W.	W.S.W.	W.N.W.	W. N. W.	W. S. W.	W. S. W.	S. W.
30	W.	E. N. E.	...	...	S. S. E.	S. W.	W.N.W.	W.N.W.	W.	S. W.	Calm	S. S. W.
31	N. W.	E. S. E.	...	...	W.	W.N.W.	...	...	W. S. W.	S. W.	...	...

recorded at 10 A.M. and 4 P.M. during the year 1900.

JULY.		AUGUST.		SEPTEMBER.		OCTOBER.		NOVEMBER.		DECEMBER.	
10 hours.	16 hours.	10 hours.	16 hours.	10 hours.	16 hours.	10 hours.	16 hours.	10 hours.	16 hours.	10 hours.	16 hours.
S. S. W.	W. S. W.	E. N. E.	E. S. E.	Calm	Calm	N. N. W.	N. N. W.	N. E.	E. S. E.	Calm	Calm
W. S. W.	W. S. W.	E. N. E.	S. S. W.	Calm	N. W.	W. N. W.	W. N. W.	Calm	Calm	Calm	W. N. W.
W. S. W.	W. S. W.	Calm	S. S. E.	N. W.	Calm	N. N. W.	Calm	Calm	Calm	N.	Calm
W. S. W.	S. W.	S. E.	N. N. W.	Calm	Calm	Calm	Calm	Calm	N.	Calm	Calm
W. S. W.	W. S. W.	N. N. W.	Calm	W. S. W.	W. N. W.	Calm	Calm	N. E.	E. N. E.	N. E.	N. E.
W.	W. S. W.	Calm	Calm	Calm	W. N. W.	W. S. W.	Calm	Calm	Calm	Calm	Calm
S. W.	W. S. W.	W. N. W.	W.	W. S. W.	W.	Calm	N. W.	Calm	Calm	E.	E. S. E.
W.	W. N. W.	Calm	W. N. W.	W.	W. N. W.	N. N. E.	N. E.	Calm	Calm	Calm	S. S. W.
W. S. W.	W. S. W.	E. N. E.	Calm	S. W.	W. N. W.	E. S. E.	N. N. E.	Calm	Calm	E. S. E.	S. S. W.
W. S. W.	W.	S. S. E.	Calm	N. W.	S. W.	Calm	N.	Calm	Calm	N. N. W.	Calm
Calm	Calm	S. W.	N. N. W.	W. N. W.	Calm	Calm	N. N. W.	Calm	Calm	Calm	E. S. E.
Calm	W.	W. N. W.	Calm	W.	W. N. W.	Calm	S. W.	Calm	Calm	E. S. E.	S. E.
Calm	W. S. W.	N. E.	E.	W. S. W.	W.	S. S. E.	Calm	Calm	Calm	Calm	W. S. W.
Calm	W. N. W.	N. N. E.	Calm	W. S. W.	W. N. W.	Calm	N. N. E.	Calm	E. N. E.	E. N. E.	N. E.
W. S. W.	W. S. W.	S. S. W.	Calm	W. N. W.	W. N. W.	Calm	W. N. W.	Calm	E. N. E.	E. S. E.	Calm
W.	W. S. W.	W.	W.	W. N. W.	W. N. W.	Calm	Calm	E. N. E.	N. N. E.	E. S. E.	Calm
W. S. W.	W. S. W.	W. S. W.	W.	W. N. W.	S. W.	Calm	W. N. W.	E. S. E.	E. N. E.	S. E.	N. E.
S. W.	S. S. W.	W. S. W.	W. S. W.	W.	W. N. W.	N. N. W.	Calm	Calm	Calm	S. E.	W. N. W.
W. S. W.	W. S. W.	N. W.	W. N. W.	Calm	W.	W. N. W.	Calm	Calm	S. E.	Calm	W. N. W.
S. S. W.	W.	W. N. W.	W. S. W.	E. S. E.	Calm	S. E.	W. S. W.	Calm	W. S. W.	Calm	E. N. E.
S. S. W.	W. S. W.	W.	W. N. W.	E. S. E.	W. N. W.	Calm	W. N. W.	E. N. E.	S. W.	S. E.	E. S. E.
W. S. W.	W. S. W.	W. S. W.	W. S. W.	E. S. E.	Calm	N.	N. E.	Calm	Calm	S. S. E.	E. N. E.
W. S. W.	S. S. W.	S. W.	W. S. W.	E. N. E.	N. E.	E. S. E.	Calm	N. W.	N. N. E.	E. S. E.	E. S. E.
W. N. W.	W.	W. S. W.	S. W.	E. N. E.	N.	E. S. E.	E.	Calm	Calm	Calm	W. S. W.
E. S. E.	Calm	S. S. W.	W. S. W.	N. E.	N. E.	Calm	Calm	Calm	E. N. E.	E. S. E.	E.
Calm	W. S. W.	W. S. W.	S. S. W.	N. E.	Calm	Calm	E. N. E.	Calm	Calm	E. S. E.	E.
W. N. W.	E. S. E.	W. N. W.	W. N. W.	W. S. W.	Calm	S. S. E.	E. S. E.	Calm	Calm	E.	Calm
E. S. E.	Calm	W.	W. N. W.	S. S. E.	W. N. W.	S. S. E.	E. S. E.	Calm	Calm	E. S. E.	E. N. E.
S. S. W.	W. N. W.	W.	W. S. W.	Calm	S. E.	E. S. E.	E. S. E.	Calm	Calm	E. N. E.	N. N. W.
W.	N. N. W.	W.	W. S. W.	N. N. W.	Calm	E. S. E.	Calm	Calm	Calm	Calm	Calm
Calm	Calm	S. S. W.	Calm	...	...	Calm	W.	...	...	E. S. E.	E.



*Statement showing the daily direction of the wind*

Date.	JANUARY.		FEBRUARY.		MARCH.		APRIL.		MAY.		JUNE.	
	10 A.M.	4 P.M.	10 A.M.	4 P.M.	10 A.M.	4 P.M.	10 A.M.	4 P.M.	10 A.M.	4 P.M.	10 A.M.	4 P.M.
1	E. N. E.	N. N. W.	S. S. E.	E.	E. S. E.	N. N. E.	N. E.	Calm	N. N. W.	W. S. W.	S. S. E.	W.
2	E. N. E.	E. N. E.	E. N. E.	N. E.	E. N. E.	Calm	E. S. E.	W. N. W.	W. S. W.	W.	S. S. E.	S. W.
3	Calm	Calm	Calm	W. N. W.	E. S. E.	E. N. E.	E. S. E.	W. S. W.	W. S. W.	W. N. W.	W. S. W.	W. S. W.
4	E. N. E.	E.	S. E.	W.	S. E.	W. S. W.	N. N. W.	W.	W. S. W.	W. N. W.	W. S. W.	S. W.
5	E. S. E.	E. S. E.	Calm	W. S. W.	E.	Calm	W.	W. S. W.	W. N. W.	W.	W. S. W.	W. S. W.
6	E.	E. S. E.	W. S. W.	S. S. W.	W. S. W.	S. W.	W. N. W.	S. S. W.	W.	W. N. W.	W. S. W.	Calm
7	E. N. E.	N. N. E.	Calm	Calm	W. N. W.	W.	W. N. W.	S. S. W.	W. N. W.	W.	N. N. W.	N. W.
8	N. E.	N.	E. N. E.	Calm	E. N. E.	E. N. E.	Calm	N.	W. S. W.	W. S. W.	E.	S. W.
9	N. E.	E. N. E.	E. N. E.	E. N. E.	E. S. E.	E. S. E.	W. N. W.	Calm	W. S. W.	N. W.	N. E.	Calm
10	E. N. E.	Calm	E. N. E.	E. N. E.	S. S. E.	N. E.	Calm	Calm	S. W.	N. W.	W. S. W.	S. W.
11	E. S. E.	E. S. E.	Calm	Calm	Calm	E. N. E.	W. N. W.	W. N. W.	N. W.	W.	W. S. W.	W.
12	E. S. E.	S. E.	E. N. E.	N. W.	N. N. E.	W. N. W.	W. S. W.	W.	W. N. W.	W. N. W.	S. W.	S. S. W.
13	S. W.	S. S. W.	Calm	E.	N. N. W.	N. N. W.	W.	W. N. W.	W.	W. N. W.	W. S. W.	S. S. W.
14	W. S. W.	W. S. W.	Calm	E.	N. N. E.	W. S. W.	S. W.	N. W.	S. W.	W. S. W.	W.	W. S. W.
15	E. S. E.	E. S. E.	Calm	E.	S. S. E.	W. S. W.	N. N. W.	Calm	W.	W. N. W.	W. S. W.	W. S. W.
16	E. S. E.	E.	N. N. W.	S. S. E.	E. S. E.	E. S. E.	W. N. W.	Calm	W. S. W.	W. N. W.	W.	W. S. W.
17	N. W.	E. S. E.	E.	E. S. E.	S. E.	Calm	E. N. E.	E. N. E.	W. S. W.	W. S. W.	W. S. W.	S. W.
18	N. N. E.	N. E.	Calm	W. S. W.	E.	W. N. W.	E.	S. S. W.	W. S. W.	W.	S. W.	W. S. W.
19	E. N. E.	S. S. W.	N. N. W.	W.	N. W.	N. N. W.	E. S. E.	W. S. W.	S. W.	W. N. W.	W.	W. S. W.
20	W. N. W.	W.	E. N. E.	S. S. W.	Calm	W. S. W.	E. S. E.	W. S. W.	W.	W. N. W.	W.	W. S. W.
21	S. E.	S. S. E.	S. W.	W.	W. S. W.	W. S. W.	N. N. W.	N. N. W.	S. W.	W. S. W.	W. S. W.	W.
22	N. E.	E. N. E.	E. S. E.	E. N. E.	S. E.	W. N. W.	W. S. W.	W. S. W.	W. N. W.	W. N. W.	S. W.	W. S. W.
23	N. N. W.	E. N. E.	S. E.	E. N. E.	W. N. W.	W. S. W.	W. S. W.	W.	Calm	W. S. W.	S. W.	W. S. W.
24	S. E.	W. N. W.	E.	E. N. E.	N. N. W.	W. N. W.	S. E.	N. E.	N. N. E.	W. N. W.	W.	W. S. W.
25	N. W.	N. N. W.	Calm	E. S. E.	W.	Calm	E. S. E.	N. E.	W.	W.	W. S. W.	W. N. W.
26	S. S. E.	...	E. S. E.	Calm	W.	Calm	Calm	N. N. E.	W. N. W.	W. S. W.	W. N. W.	Calm
27	E. S. E.	E. S. E.	Calm	W.	S. S. E.	S. W.	Calm	W. S. W.	W. N. W.	W. S. W.	S. W.	W.
28	Calm	S. S. E.	E. N. E.	S. E.	N. N. W.	W. S. W.	S. S. E.	W. N. W.	W.	W.	S. W.	W. S. W.
29	Calm	W.	E. S. E.	N. N. E.	S. S. E.	E. S. E.	E. S. E.	E. N. E.	W. S. W.	W. S. W.	S. S. W.	W. S. W.
30	E. S. E.	S. W.	...	...	S.	W.	E. N. E.	Calm	S. S. E.	W.	S. S. W.	W. S. W.
31	W. N. W.	E. S. E.	...	...	Calm	S. S. E.	...	...	W. S. W.	W. S. W.	...	...

recorded at 10 A.M. and 4 P.M. during the year 1901.

JULY.		AUGUST.		SEPTEMBER.		OCTOBER.		NOVEMBER.		DECEMBER.	
10 A.M.	4 P.M.	10 A.M.	4 P.M.	10 A.M.	4 P.M.	10 A.M.	4 P.M.	10 A.M.	4 P.M.	10 A.M.	4 P.M.
W.S.W.	W.S.W.	W.S.W.	S.W.	W.S.W.	W.N.W.	...	...	Calm	E.N.E.	Calm	E.N.E.
W.	W.	W.	E.	S.W.	S.W.	Calm	Calm	Calm	N.E.	Calm	Calm
Calm	N.E.	Calm	W.N.W.	W.S.W.	W.N.W.	S.S.E.	Calm	F.S.E.	Calm	Calm	W.S.W.
W.N.W.	W.N.W.	W.N.W.	Calm	S.S.W.	W.S.W.	Calm	Calm	E.	E.	Calm	Calm
W.N.W.	S.W.	Calm	E.N.E.	W.	W.S.W.	E.N.E.	N.N.W.	S.S.E.	Calm	E.N.E.	E
S.W.	S.W.	W.S.W.	W.N.W.	W.	W.S.W.	W.N.W.	W.N.W.	Calm	Calm	Calm	Calm
S.S.E.	W.	S.W.	S.W.	S.W.	W.	N.W.	W.S.W.	Calm	E.	E.	E.S.E.
W.S.W.	S.W.	S.S.W.	S.W.	W.S.W.	S.S.E.	S.W.	W.	Calm	E.N.E.	Calm	Calm
W.S.W.	W.S.W.	W.S.W.	S.W.	W.S.W.	S.W.	W.S.W.	W.N.W.	Calm	Calm	E.	Calm
W.N.W.	W.S.W.	W.N.W.	W.N.W.	W.S.W.	S.W.	N.	W.N.W.	Calm	Calm	Calm	E.
W.N.W.	W.S.W.	W.S.W.	Calm	W.S.W.	W.S.W.	W.N.W.	N.	E.S.E.	E.N.E.	E.S.E.	N.N.W.
W.S.W.	S.W.	W.N.W.	W.S.W.	S.W.	W.S.W.	W.N.W.	W.	E.S.E.	Calm	Calm	Calm
W.S.W.	S.W.	W.S.W.	S.S.W.	W.S.W.	N.N.W.	Calm	W.	S.	E.	Calm	E.N.E.
W.S.W.	W.S.W.	W.S.W.	W.N.W.	Calm	N.W.	S.W.	E.N.E.	E.N.E.	N.E.	Calm	Calm
W.S.W.	W.S.W.	W.	W.	W.N.W.	S.W.	Calm	N.E.	F.S.E.	Calm	Calm	E.N.E.
W.	S.S.W.	W.	W.N.W.	W.N.W.	W.N.W.	N.E.	E.N.E.	N.N.W.	E.N.E.	Calm	Calm
W.	N.W.	W.	N.N.W.	S.W.	S.W.	E.	E.	E.	Calm	Calm	N.
W.N.W.	S.W.	Calm	Calm	W.S.W.	W.	S.S.E.	W.S.W.	F.S.E.	Calm	Calm	Calm
W.S.W.	W.	Calm	S.W.	E.S.E.	Calm	W.S.W.	N.W.	E.S.E.	Calm	N.	Calm
W.S.W.	S.W.	S.S.W.	S.W.	...	...	W.S.W.	W.	Calm	N.N.W.	Calm	Calm
W.S.W.	W.	W.S.W.	S.W.	...	...	W.S.W.	W.	E.N.E.	E.S.E.	W.N.W.	Calm
W.S.W.	W.	S.S.E.	W.S.W.	...	...	N.N.W.	W.N.W.	Calm	Calm	E.S.E.	E
W.N.W.	W.	W.	W.S.W.	...	...	N.N.W.	F.N.E.	N.N.E.	S.E.	Calm	W.S.W.
W.S.W.	W.S.W.	S.W.	S.W.	...	...	W.S.W.	W.	E.S.E.	E.N.E.	N.N.W.	N.N.W.
W.N.W.	W.S.W.	W.S.W.	W.	...	...	F.	S.S.E.	Calm		E.S.E.	Calm
E.S.E.	Calm	W.S.W.	W.	S.W.	W.S.W.	E.N.E.	E.S.E.	E.	N.N.E.	E.S.E.	Calm
W.S.W.	S.E.	W.N.W.	W.N.W.	W.	S.W.	Calm	E.	Calm	N.N.W.	Calm	N.W.
Calm	N.	W.N.	W.	W.N.W.	Calm	W.	S.W.	Calm	Calm	W.N.W.	E.N.E.
N.E.	Calm	S.W.	W.N.W.	...	...	S.W.	W.N.W.	Calm	Calm	Calm	W.N.W.
Calm	W.S.W.	Calm	Calm	...	...	Calm	W.	Calm	Calm	Calm	E.
W.	W.S.W.	W.N.W.	W.N.W.	...	...	E.N.E.	E.	...	...	Calm	N.E.



*Statement showing the daily direction of the wind*

Date.	JANUARY.		FEBRUARY.		MARCH.		APRIL.		MAY.		JUNE.	
	10 hours.	16 hours.	10 hours.	16 hours.	10 hours.	16 hours.	10 hours.	16 hours.	10 hours.	16 hours.	10 hours.	16 hours.
1	Calm	E.	Calm	E.N.E.	Calm	N.W.	Calm	Calm	Calm	S.S.W.	S.W.	W.N.W.
2	N.N.W.	N.	E.N.E.	E.N.E.	Calm	W.N.W.	E.N.E.	S.S.E.	W.S.W.	Calm	W.S.W.	W.
3	N.N.W.	E.S.E.	Calm	Calm	Calm	W.N.W.	E.S.E.	S.W.	Calm	Calm	W.	W.
4	E.N.E.	E.N.E.	Calm	W.	Calm	Calm	S.E.	E.S.E.	Calm	N.W.	W.	W.
5	E.N.E.	E.N.E.	N.	N.N.W.	Calm	W.S.W.	E.S.E.	W.	W.N.W.	W.N.	W.S.W.	S.W.
6	N.E.	E.N.E.	N.N.E.	S.E.	Calm	W.S.W.	Calm	W.N.W.	W.N.W.	W.S.W.	W.	W.N.W.
7	N.E.	E.N.E.	N.E.	E.	Calm	W.S.W.	N.W.	W.N.W.	W.N.W.	W.	W.	S.W.
8	Calm	E.N.E.	Calm	E.N.E.	E.N.E.	N.N.W.	N.N.W.	W.	W.S.W.	W.N.W.	W.S.W.	S.W.
9	Calm	E.S.E.	S.E.	Calm	E.	Calm	Calm	W.	S.W.	S.W.	W.N.W.	Calm
10	E.S.E.	E.	Calm	Calm	Calm	W.S.W.	S.S.E.	N.W.	S.S.W.	W.	W.N.W.	S.
11	Calm	E.	Calm	S.S.W.	W.S.W.	W.N.W.	S.W.	W.S.W.	S.S.W.	W.	E.N.E.	W.N.W.
12	Calm	E.	Calm	Calm	N.N.W.	W.N.W.	W.S.W.	W.N.W.	W.S.W.	N.W.	S.S.W.	S.S.E.
13	E.S.E.	E.	Calm	W.S.W.	Calm	E.N.E.	E.S.E.	W.N.W.	W.N.W.	S.S.E.	S.S.W.	S.S.W.
14	E.S.E.	S.S.W.	S.S.E.	S.W.	Calm	Calm	Calm	W.	W.	W.N.W.	S.S.W.	S.S.W.
15	Calm	S.S.E.	Calm	W.S.W.	Calm	S.S.W.	W.N.W.	W.	S.S.W.	S.W.	S.W.	S.S.W.
16	Calm	E.	Calm	Calm	W.N.W.	Calm	S.W.	W.S.W.	W.	W.S.W.	W.S.W.	S.W.
17	N.E.	E.N.E.	Calm	Calm	W.	W.	Calm	W.	S.W.	W.S.W.	W.S.W.	W.S.W.
18	E.N.E.	Calm	E.S.E.	S.	W.S.W.	S.W.	Calm	S.W.	W.S.W.	W.N.W.	S.W.	W.S.W.
19	Calm	W.N.W.	Calm	W.N.W.	N.N.W.	N.N.W.	Calm	W.N.W.	W.	S.W.	S.W.	W.S.W.
20	Calm	S.S.E.	E.N.E.	E.N.E.	Calm	W.S.W.	W.N.W.	W.N.W.	W.S.W.	W.S.W.	S.W.	S.S.W.
21	Calm	Calm	Calm	Calm	N.N.E.	N.E.	N.W.	W.S.W.	W.	W.S.W.	W.	W.S.W.
22	Calm	W.N.W.	E.N.E.	Calm	Calm	S.W.	W.	Calm	W.S.W.	W.	S.	W.S.W.
23	S.S.E.	W.N.W.	Calm	W.S.W.	W.S.W.	W.N.W.	W.S.W.	W.	W.	W.N.W.	W.S.W.	W.S.W.
24	Calm	E.S.E.	Calm	W.N.W.	Calm	W.N.W.	S.W.	W.S.W.	W.S.W.	W.	S.W.	S.W.
25	Calm	Calm	Calm	W.S.W.	Calm	W.N.W.	W.S.W.	W.	S.W.	W.	S.W.	W.S.W.
26	Calm	S.E.	Calm	Calm	N.N.W.	W.N.W.	N.	E.S.E.	S.W.	W.S.W.	W.	N.W.
27	Calm	W.S.W.	Calm	Calm	S.W.	W.N.W.	N.	W.N.W.	W.N.W.	W.N.W.	W.N.W.	W.N.W.
28	Calm	W.S.W.	Calm	Calm	N.E.	Calm	Calm	Calm	W.N.W.	W.N.W.	Calm	W.
29	S.W.	W.S.W.	...	...	Calm	Calm	Calm	Calm	W.	W.S.W.	S.E.	Calm
30	E.	W.S.W.	...	...	Calm	W.S.W.	W.	W.	N.W.	Calm	S.S.W.	W.
31	N.W.	E.N.E.	...	...	Calm	Calm	...	...	W.	W.	...	...

recorded at 10 A.M. and 4 P.M. during the year 1902.

JULY.		AUGUST.		SEPTEMBER.		OCTOBER.		NOVEMBER.		DECEMBER.	
10 hours.	16 hours.	10 hours.	16 hours.	10 hours.	16 hours.	10 hours.	16 hours.	10 hours.	16 hours.	10 hours.	16 hours.
S. W.	W. S. W.	W. S. W.	S. W.	Calm	Calm	Calm	Calm	E. N. E.	E. N. E.	Calm	Calm
S.	W. S. W.	S. W.	W. S. W.	N. E.	Calm	Calm	S.	E. N. E.	N. E.	Calm	Calm
S. S. W.	N. N. W.	W. S. W.	W. S. W.	Calm	S. S. E.	Calm	Calm	Calm	E. N. E.	Calm	Calm
S. S. W.	W. S. W.	S. W.	W. S. W.	S.	S.	Calm	S. S. W.	Calm	Calm	Calm	Calm
W. N. W.	N. W.	S. S. W.	W. S. W.	W.	S. W.	Calm	W. S. W.	Calm	W. N. W.	Calm	Calm
N. W.	Calm	W. S. W.	W. S. W.	S. S. W.	W.	Calm	Calm	Calm	S. S. E.	E. N. E.	Calm
N. W.	S. W.	W.	S. W.	W. S. W.	W. S. W.	Calm	S. W.	Calm	Calm	Calm	Calm
W. N. W.	Calm	W.	W. S. W.	S. W.	S. W.	W. S. W.	W. S. W.	Calm	Calm	Calm	Calm
Calm	Calm	S. W.	S. S. W.	Calm	Calm	Calm	W.	Calm	Calm	Calm	Calm
S. S. E.	S. E.	W. S. W.	W. S. W.	Calm	Calm	Calm	E.	Calm	Calm	Calm	Calm
W.	S. S. E.	S. S. W.	W. S. W.	W. N. W.	Calm	Calm	Calm	Calm	Calm	Calm	Calm
S. W.	W. S. W.	W. S. W.	W. S. W.	W. N. W.	W.	Calm	Calm	Calm	S. S. W.	Calm	Calm
W. S. W.	E. N. E.	W. S. W.	W. S. W.	N. W.	Calm	W. S. W.	N. N. W.	Calm	S. W.	Calm	Calm
W. N. W.	S. S. W.	W.	W. S. W.	Calm	Calm	Calm	Calm	Calm	Calm	Calm	Calm
E.	W.	W. S. W.	S. W.	W.	W. N. W.	Calm	Calm	Calm	Calm	Calm	Calm
W.	W.	W. S. W.	S.	Calm	S. W.	Calm	Calm	Calm	E.	Calm	W. S. W.
W. N. W.	W.	W.	N. W.	Calm	E. S. E.	Calm	S. W.	Calm	Calm	Calm	W. S. W.
W. S. W.	W.	W. S. W.	W. S. W.	Calm	Calm	W. S. W.	W. S. W.	Calm	Calm	Calm	Calm
S. W.	W. S. W.	Calm	S. W.	Calm	E.	W. S. W.	Calm	Calm	Calm	Calm	Calm
W.	S. W.	W. N. W.	W. N. W.	Calm	N. N. W.	Calm	Calm	Calm	Calm	Calm	E. N. E.
W.	S. W.	W. N. W.	N. E.	W.	W. N. W.	Calm	Calm	Calm	Calm	Calm	E. N. E.
W. S. W.	W. S. W.	Calm	Calm	Calm	S. E.	Calm	Calm	Calm	E. N. E.	Calm	Calm
W. S. W.	W.	S. W.	S. W.	S. W.	W.	Calm	Calm	Calm	Calm	E. N. E.	E. N. E.
W. S. W.	W. S. W.	W. S. W.	S. S. W.	Calm	W. S. W.	Calm	W.	Calm	Calm	Calm	E. N. E.
W. S. W.	S. S. W.	W. S. W.	Calm	Calm	W. S. W.	Calm	S. S. W.	Calm	Calm	N. N. W.	E. S. E.
W. S. W.	W. S. W.	W. N. W.	Calm	Calm	W.	Calm	W.	Calm	Calm	E.	E. S. E.
S. W.	W. S. W.	N.	W. N. W.	W. S. W.	W. N. W.	Calm	Calm	Calm	Calm	N. N. E.	E.
W.	W. S. W.	Calm	Calm	W.	W.	Calm	E.	Calm	Calm	Calm	E. S. E.
W.	S. W.	S. S. W.	S. S. W.	W. S. W.	W.	Calm	Calm	Calm	Calm	Calm	Calm
W.	S. W.	W. S. W.	S.	Calm	Calm	W.	E. S. E.	E. N. E.	Calm	Calm	Calm
W.	W.	Calm	Calm	...	...	Calm	E. N. E.	...	...	E.	W. N. W.



## Statement showing the daily direction of the wind

Date.	JANUARY.		FEBRUARY.		MARCH		APRIL.		MAY.		JUNE.	
	10 hours.	16 hours.	10 hours.	16 hours.	10 hours.	16 hours.	10 hours.	16 hours.	10 hours.	16 hours.	10 hours.	16 hours.
1	E.	N.N.W.	W.S.W.	S.E.	S.W.	S.W.	E.N.E.	E.N.E.	W.N.W.	N.N.W.	S.S.W.	W.N.W.
2	N.	E.N.E.	S.E.	W.S.W.	W.S.W.	W.S.W.	E.S.E.	N.E.	N.	Calm	S.W.	N.N.W.
3	N.	Calm	E.	W.	S.S.W.	W.	N.E.	Calm	S.S.E.	W.S.W.	S.S.W.	W.
4	W.N.W.	E.	E.S.E.	W.S.W.	E.S.E.	W.	E.N.E.	E.N.E.	W.N.W.	W.S.W.	S.W.	W.S.W.
5	N.N.E.	S.E.	E.	W.S.W.	S.W.	W.	E.	E.N.E.	W.	N.N.E.	W.	W.S.W.
6	Calm.	N.N.E.	N.N.E.	N.N.W.	S.E.	W.S.W.	N.E.	W.	Calm	W.S.W.	S.S.W.	W.S.W.
7	E.N.E.	E.N.E.	E.	E.S.E.	E.N.E.	W.	E.S.E.	W.	E.	W.N.W.	W.	W.
8	S.E.	W.S.W.	...	...	N.E.	N.N.E.	Calm	W.	E.S.E.	N.N.W.	Calm	W.N.W.
9	Calm	W.	...	...	E.S.E.	E.	W.	W.	Calm	E.S.E.	W.	W.S.W.
10	Calm	Calm	Calm	W.S.W.	S.S.E.	S.W.	S.W.	Calm	Calm	Calm	S.W.	W.
11	Calm	Calm	S.S.E.	W.	S.S.E.	W.N.W.	E.S.E.	W.S.W.	S.S.W.	W.	W.S.W.	S.W.
12	N.E.	N.N.W.	W.N.W.	N.N.W.	W.S.W.	W.N.W.	W.S.W.	Calm	W.	W.	W.	W.N.W.
13	E.N.E.	Calm	Calm	E.N.E.	N.E.	E.S.E.	W.	S.S.W.	Calm	Calm	S.S.E.	N.N.W.
14	E.	E.N.E.	N.	E.N.E.	N.N.W.	E.	E.N.E.	W.N.W.	Calm	S.W.	S.S.W.	W.N.W.
15	Calm	W.S.W.	E.	S.S.E.	N.E.	E.	E.	W.	S.W.	Calm	S.	S.S.E.
16	Calm	E.N.E.	Calm	W.S.W.	E.	N.E.	E.S.E.	E.S.E.	S.S.W.	W.	W.S.W.	S.S.E.
17	E.S.E.	E.N.E.	N.W.	W.N.W.	E.	E.N.E.	E.S.P.	E.	W.	W.	S.W.	W.S.W.
18	E.	Calm	Calm	W.N.W.	S.E.	W.S.W.	Calm	W.	Calm	N.E.	S.	W.N.W.
19	Calm	Calm	N.E.	N.N.E.	S.E.	W.S.W.	W.N.W.	W.	E.	E.S.E.	W.S.W.	W.N.W.
20	Calm	Calm	N.N.W.	N.N.E.	W.S.W.	W.	W.N.W.	W.	E.S.E.	N.E.	W.S.W.	W.S.W.
21	Calm	Calm	E.N.E.	E.N.E.	Calm	W.S.W.	N.W.	S.	Calm	Calm	W.S.W.	S.W.
22	Calm	E.S.E.	Calm	E.	W.S.W.	W.S.W.	W.	W.N.W.	Calm	W.S.W.	S.W.	W.S.W.
23	Calm	S.S.W.	E.S.E.	Calm	N.N.E.	E.	W.	W.	S.W.	E.S.E.	W.S.W.	W.S.W.
24	E.S.E.	W.	Calm	E.S.E.	E.N.E.	S.S.E.	W.N.W.	W.N.W.	S.E.	W.N.W.	Calm	W.
25	W.S.W.	W.S.W.	Calm	W.N.W.	S.S.E.	W.S.W.	W.N.W.	W.	S.S.E.	E.S.E.	N.N.W.	N.W.
26	Calm	N.N.W.	S.E.	N.N.W.	S.E.	N.N.E.	W.N.W.	W.	W.S.W.	W.	S.S.W.	S.S.W.
27	N.N.W.	Calm	Calm	S.W.	Calm	Calm	W.	W.N.W.	W.S.W.	W.S.W.	S.W.	W.S.W.
28	Calm	E.N.E.	W.S.W.	W.S.W.	W.	W.	W.S.W.	W.N.W.	W.S.W.	E.S.E.	S.W.	S.
29	Calm	Calm	...	...	W.S.W.	W.	W.N.W.	W.N.W.	S.S.W.	W.S.W.	W.S.W.	W.
30	W.	W.	...	...	W.S.W.	S.W.	S.S.W.	S.W.	W.S.W.	S.S.W.	W.	E.N.E.
31	N.N.E.	E.	...	...	N.W.	W.	...	...	S.S.W.	W.S.W.	...	...




recorded at 10 A.M. and 4 P.M. during the year 1903.

JULY.		AUGUST.		SEPTEMBER.		OCTOBER.		NOVEMBER.		DECEMBER.	
10 hours.	16 hours.	10 hours.	16 hours.	10 hours.	16 hours.	10 hours.	16 hours.	10 hours.	16 hours.	10 hours.	16 hours.
W. S. W.	W. N. W.	E. N. E.	Calm	W. N. W.	W. N. W.	N. N. W.	N. W.	Calm	E. N. E.	Calm	Calm
N. N. W.	E.	E. S. E.	S.	W. N. W.	W. S. W.	Calm	N. N. W.	S. E.	Calm	Calm	S. S. W.
S. S. E.	W. N. W.	W. S. W.	Calm	Calm	W.	E. S. E.	Calm	Calm	E. S. E.	Calm	E. N. E.
W.	W. S. W.	S. W.	W. S. W.	W.	W. S. W.	Calm	N. N. W.	S. S. E.	Calm	Calm	N. W.
W. S. W.	S. S. W.	W.	W.	S. W.	W. S. W.	Calm	Calm	Calm	W.	Calm	E. S. E.
S. S. E.	W.	W. S. W.	W.	S. W.	W. S. W.	Calm	Calm	Calm	W. N. W.	Calm	Calm
W. N. W.	W. S. W.	W.	W. S. W.	Calm	Calm	Calm	N. N. W.	Calm	Calm	Calm	Calm
Calm	W. N. W.	W. N. W.	W. S. W.	W.	Calm	N. N. W.	Calm	N. E.	E.	Calm	Calm
W. S. W.	S. W.	W.	W.	W.	W. N. W.	N. W.	W. N. W.	Calm	Calm	Calm	Calm
S. S. W.	S. S. W.	W. N. W.	W. S. W.	Calm	Calm	W. N. W.	W. N. W.	N. E.	N. E.	Calm	W. N. W.
S. S. W.	S. W.	W.	W. S. W.	N. N. W.	W. S. W.	W. N. W.	W. S. W.	E.	Calm	Calm	S. W.
S. W.	S. W.	W. S. W.	W. S. W.	W. N. W.	N. N. W.	W. N. W.	Calm	S. E.	Calm	Calm	Calm
E. S. E.	E. S. E.	S. W.	W. N. W.	E.	E. N. E.	Calm	N. W.	E. N. E.	Calm	Calm	E. S. E.
E. S. E.	E. N. E.	S. W.	W. S. W.	N. N. E.	E. N. E.	W. N. W.	N.	Calm	S.	E. S. E.	E.
E. S. E.	Calm	S. W.	W. S. W.	W. N. W.	W. N. W.	Calm	N.	Calm	S.	E. S. E.	Calm
S. S. E.	S. S. E.	W.	W. S. W.	W. N. W.	N. W.	Calm	Calm	Calm	Calm	Calm	W. S. W.
S. S. E.	S. W.	W. N. W.	W. N. W.	Calm	Calm	W. S. W.	W.	E. N. E.	S. S. E.	Calm	Calm
W. S. W.	W.	W.	W.	Calm	N. N. E.	Calm	Calm	Calm	E. S. E.	Calm	E. S. E.
W. S. W.	W. S. W.	Calm	Calm	E. N. E.	E. N. E.	Calm	S. S. E.	Calm	E. N. E.	Calm	E.
S. S. W.	Calm	W. S. W.	N. N. E.	E. S. E.	S. S. E.	Calm	S. W.	Calm	E. N. E.	Calm	Calm
W. S. W.	S.	N. E.	W. N. W.	S. S. E.	S. W.	Calm	W.	Calm	E. N. E.	Calm	E.
W. S. W.	W. N. W.	W. N. W.	W.	S. W.	Calm	W. N. W.	W. S. W.	Calm	E.	Calm	E.
W. S. W.	W.	W. S. W.	W. S. W.	N. N. W.	S. W.	W.	W. S. W.	N. E.	Calm	Calm	E. S. E.
N. W.	S. S. E.	W. S. W.	S. W.	W. N. W.	S. S. W.	W.	Calm	Calm	Calm	Calm	W. S. W.
N. N. E.	Calm	S. W.	S. W.	W. N. W.	S. W.	Calm	N.	Calm	E.	Calm	Calm
E. S. E.	Calm	W.	W.	S. W.	W. N. W.	E. S. E.	Calm	Calm	E.	W.	W. N. W.
W. N. W.	Calm	W. N. W.	S. W.	S. W.	S. W.	W. N. W.	Calm	Calm	E.	Calm	E.
N. N. E.	S. W.	W. N. W.	W.	S.	S. S. W.	Calm	E. N. E.	Calm	E.	E.	E. S. E.
Calm	S. S. E.	W.	W.	S. S. E.	Calm	Calm	N. N. E.	Calm	Calm	Calm	E. S. E.
Calm	W. S. W.	W. N. W.	W. N. W.	N. E.	Calm	W. N. W.	E. N. E.	Calm	Calm	Calm	Calm
W. N. W.	S. W.	N. W.	W. N. W.	...	...	Calm	E. N. E.	...	...	Calm	W.





(259)  
7





Col  
129 14/2

Central Archaeological Library,  
NEW DELHI.

Call No. 915.435/ Sho

35318

Author— Shore, R

Title— Medico-Topographical  
Account of Mewar

*"A book that is shut is but a block"*

CENTRAL ARCHAEOLOGICAL LIBRARY  
GOVT. OF INDIA  
Department of Archaeology  
NEW DELHI

Please help us to keep the book  
clean and moving.

---